

THE Print Shop COMPANION™

APPLE REFERENCE CARD

For quick reference, this card shows each of the 12 fonts, 50 borders and 24 numeric graphics available on The Print Shop Companion. These design elements are located on either Side A or Side B of the disk (see below).

Using Fonts and Borders:

After you have updated your original Print Shop disk using The Print Shop Companion's "Setup" utility, you may use these fonts and borders "as is" in any of your Print Shop projects. Simply select FROM OTHER DISK when making font and border selections with The Print Shop, then use the appropriate side of the Companion disk as the "Other Disk." You may also customize these fonts and borders using the Companion's Font and Border Editors. Enjoy!

Fonts (Side A):

**ABCDEFGHIJKLMNOPQRSTUVWXYZ
0123456789** BALLOON

ABCDEFGHIJKLMNOPQRSTUVWXYZ 0123456789 OHIO

ABCDEFGHIJKLMNOPQRSTUVWXYZ 0123456789 PLATFORM

ABCDEFGHIJKLMNOPQRSTUVWXYZ 0123456789 DECO

ABCDEFGHIJKLMNOPQRSTUVWXYZ 0123456789 ANGLE

abcdefghijklmnopqrstuvwxyz 0123456789 LOWER CASE

ABCDEFGHIJKLMNOPQRSTUVWXYZ 0123456789 ORIENT

ABCDEFGHIJKLMNOPQRSTUVWXYZ 0123456789 CABARET

ABCDEFGHIJKLMNOPQRSTUVWXYZ 0123456789 GATSBY

ABCDEFGHIJKLMNOPQRSTUVWXYZ 0123456789 SALOON

ABCDEFGHIJKLMNOPQRSTUVWXYZ 0123456789 SANDWICH

ABCDEFGHIJKLMNOPQRSTUVWXYZ 0123456789 REPORTER

Borders (Side A):



ANCHORS



APPLES



BORDER1



BORDER2



BORDER3



BORDER4



BOXES



BOXES2



BULB



BUTTERFLY



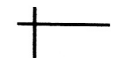
CANDY



CLOWN



COMPUTERS

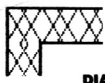


CROSSED EDGE

Borders (Side A): CONTINUED



CUBES



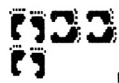
DIAMONDS




DIAMONDS2



EMBLEM



FEET



FLIES



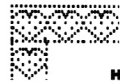
FLORAL



GRAPES



HAPPY



HEARTS



HI

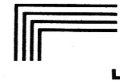
Borders (Side B):



LACE




LFRAME



LINES



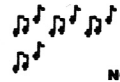
LINK



MIST



MUSHROOMS



NOTES



ORCHIDS



OVALS



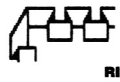
PAWS



PENCILS



PINWHEEL



RIBBON



ROUND



ROUND2



SANTAS



SHAMROCKS



SHELLS



SHIELDS



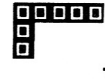
SHOWER



STARFISH



TENNIS



TILE



WEAVE



WEAVE2

Bonus Graphics (Side B):

As a special bonus, Side B of The Print Shop Companion includes a gallery of graphics showing off your favorite Brøderbund characters. From Choplifter and Karateka to Captain Goodnight and the Dazzle Draw eye, you can use these images to brighten up your own greeting cards, calendars, banners, letterheads and signs. Simply use Side B of the Companion as you would any Print Shop data disk—and select a graphic FROM OTHER DISK.

Numbers (Side B):

0 1 2 3 4 5 6 7 8 9

L0
R0

L1
R1

L2
R2

L3
R3

L4
R4

L5
R5

L6
R6

L7
R7

L8
R8

L9
R9

ST

ST

ND

ND

RD

RD

TH

TH

Using Numeric Graphics:

To create one or two digit number graphics, use the new Graphic Editor+ to "Get"—and superimpose—the numeric "building blocks" included on Side B of the disk. Graphics for the left (i.e. "tens") digit are named L0, L1, L2, etc. Graphics for the right (i.e. "ones") digit are named R0, R1, R2, etc. You may also "Get" and superimpose an ordinal ending: ST, ND, RD or TH. When you have constructed (and/or modified) the number graphic you want, "Save" it onto a data disk for use in any of your Print Shop creations.

Send Us Your Graphics:

We'd love to see what you create using these new Print Shop tools. Send us your favorites—original borders, graphics and fonts. Who knows? Perhaps your art and your name can be included in future Print Shop products!

