

in Cider™

Green's Apple* Magazine

Blockbuster Review Section

WIZFIX—The Ultimate Ring of Healing, p. 60
Create Your Own Designer Fantasies, p. 74



Build this \$25 surge suppressor, p. 108
PLUS: A wealth of programming tips

*Apple® is a registered trademark of Apple Computer Inc.



**286K
per 3"
disk
cartridge!**



AFTER YOUR FIRST DRIVE GO WITH AMDISK.

The AMDISK-I Micro-floppy disk system is an engineering breakthrough in disk size, storage capacity, media protection and user convenience. It's fully compatible with your Apple II*® and Apple IIe and is furnished with an interconnect cable. Enjoy a full 286K storage† capability and the extra convenience of the new 3" hard plastic encased diskette. Packed 10 per box, the disk cartridge fits into a shirt pocket and is easy to mail.

Suggested Retail Price \$299 (3" cartridge \$6.99 ea.)

The Amdisk Single Drive system is ruggedly constructed for years of trouble-free operation and is backed with our 90 day warranty on parts and labor.

Just circle the reader service number for complete specifications.

* Apple II is a registered trademark of Apple Computer, Inc.
† Requires recording on both sides

2201 Lively Blvd. • Elk Grove Village, IL 60007
(312) 364-1180 TLX: 25-4786

REGIONAL OFFICES: Calif. (714) 662-3949 • Texas (817) 498-2334

AMDEK CORP.

Amdek . . . your guide to innovative computing!

Circle 95 on Reader Service card.

PDQ II MAKES YOUR APPLE MICRO PERFORM LIKE A MINICOMPUTER

PRODUCTIVITY INCREASE

PDQ II will make your Apple II or Ie outperform itself. It will fly through tasks which used to take hours. It will perform multiple tasks at the same time. Most Apple software programs will exhibit a 200 to 2,000 percent increase in speed, without reprogramming.

NEXT GENERATION CAPABILITIES

That's not all—when you plug a PDQ II into your Apple, it will provide the advanced features of the 16/32 bit MC68000 microprocessor. Your Apple will be capable of utilizing sophisticated, "next generation" software products.

ONE SIMPLE SOLUTION

PDQ II eliminates the need for numerous add-ons — it includes an integrated high speed pseudo-disk, printer/communications buffer, memory extension capability and a powerful 16/32 bit processor. PDQ II consists of two system boards which simply plug inside your Apple, making your Micro think it's a Mini.

PDQ II SYSTEM SPECIFICATIONS

Standard Features

- Microprocessor
 - 16/32 bit MC68000
 - 10 MHz
- User Memory
 - 256K Bytes RAM
- Integrated Functionality
 - Multiple printer/communications buffering
 - Pseudo-disk operations
 - Track buffering (p-System)
- ETC Software
 - ETC MC68000 Assembler
 - ETC MC68000 System Monitor
 - ETC p-System (version IV) to Apple DOS Interface Utility

- Languages and Software Systems Supported
 - Applesoft BASIC Compatibility & Speed up
 - Apple DOS 3.3
 - UCSD p-System (version IV) Interpreter—executes UCSD Pascal, FORTRAN-77 and BASIC P-Code

INSURANCE FOR THE FUTURE

PDQ II provides a powerful p-System run time environment, making it possible for your Apple to take advantage of many of the hundreds of high-quality p-System applications...the same applications available for Digital, IBM, HP, and other computers.


PDQ II technology makes your current investment in software and training more productive, while providing an almost unlimited growth path.

Now wouldn't you like to have the PDQ II performing for you?

PDQ II comes with a full one year warranty and will be available through your local Apple dealer beginning in July. If you simply cannot wait, send your check or M.O. for \$1495 (postage included) to: Enhancement Technology Corporation, P.O. Box 1267, Pittsfield, MA 01202. Mass residents must include 5% sales tax.

We'll send you the PDQ II. P.D.Q.!

PDQ II
The Ultimate Peripheral



Optional Features

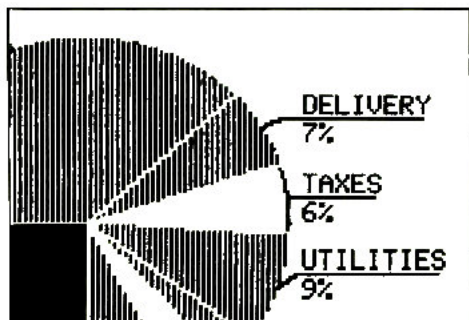
- Hardware
 - 1 Megabyte RAM (Fall 1983)
- Software
 - UCSD p-System Development System
 - UCSD Pascal
 - FORTRAN
 - BASIC
 - Unix-like Operating System
 - Artificial Intelligence Laboratory incorporating a Deductive Reasoning System (Spring 1984)

Apple II and Apple Ie are registered trademarks of Apple Computer, Inc. UCSD p-System is a registered trademark of the Regents of the University of California. Digital is a registered trademark of Digital Equipment Corporation. IBM is a registered trademark of International Business Machines Corporation. Osborne is a registered trademark of Osborne Computer Corporation.

ETC ENHANCEMENT
TECHNOLOGY
CORPORATION



Create-A-Venture, p. 74



Bent on Business, p. 40

DEPARTMENTS

Hot Cider <i>by Wayne Green</i>	6
inCide Out	8
Fermentations	10
Letters	12
///'s Company Checking your disk drive speed; Word Juggler reviewed	16
Applesoft Adviser Hi-res graphics	28
Bent on Business Those wonderful Apple pie charts	40
Hints 'n' Techniques Computed GOSUB and GOTO in Applesoft; "What was you mother's maiden name?"; Micro Typewriter; Two handy file sort sub- routines; Auto-Menu for the Apple II	140
Fudge It! "Painting" the "drawings" you've made	146
Book Reviews	157
Hardware Reviews	158
Software Reviews	164
Cider Vinegar	198
Calendar	199
New Software	200
New Products	206

ARTICLES

Take Control With Screenops **46**

So many Pascal programmers use this unit that calls to it seem like intrinsics of the language.
by John Stephenson

Wizfix **60**

Wizardry freaks: How do you relieve spells? Alas and alack, few things in life can equal the trauma of losing a warrior forever. With this program you can summon your hero from the nether world, restored and strengthened. And you won't believe the other counter-magic in this amazing utility!
by Kerry J. Lanz

Create-A-Venture **74**

Disgusted with all those me-too adventure games? Okay, hotshot, here's a chance to write your own personalized fantasy.
by Gary Cage

Crypto **94**

Your Apple's a modern-day Enigma Machine in this brain-twisting game of secret codes and cryptograms.
by Bob Marshall

Don't Be a Video Idiot! **96**

In the market for a good hi-res monitor? Here is some surprising advice.
by Timothy Daniel

Designer Letters by Apple and the NEC 8023 **102**

Professionalize your letters and mass mailings with this arsenal of graphic goodies.
by Mike Brewer

FORTTRAN Formatting in Applesoft **104**

Turn a tedious data handling task over to your computer while simultaneously cutting errors and disk space.
by Stephen A. Schwartz

Line Cleaner **108**

Avoid disaster with this do-it-yourself surge suppressor, built with easy-to-obtain components.
by George Engel

Get It on Paper **112**

Price, performance and local service helped sway the author of this review in his search for an affordable printer.
by Lee E. Sumner, Jr.

Peeling the Apple Text Screen **121**

What scrolls up must scroll down (or sideways) if you know how to control your monitor. Here, in the guise of an assembly language tutorial, is what you need to know to do just that.
by Jeffery Foster

Start Your Own Business! **126**

A fanciful—and technically informative—formula for success in the lucrative world of astrology.
by Paul Raymer



Wizfix, p. 60

inCider (ISSN pending) is published 12 times a year by Wayne Green Inc., 80 Pine St., Peterborough, NH 03458. Phone: 603-924-9471. Second class postage pending at Peterborough, NH, and additional mailing offices. Subscription rates in U.S. are \$25 for one year and \$53 for three years. In Canada and Mexico, \$27.97—one year only. U.S. funds drawn on a U.S. bank. Canadian distributor: Micro Distributing, 409 Queen St. West, Toronto, Ontario, Canada M5V 2A5. BC Canadian distributor: Graynar Data Services, Ltd., #4 958 E. 1st Ave., Vancouver, BC V5T 1A6. Foreign subscriptions (surface mail), \$44.97—one year only. U.S. funds drawn on a U.S. bank. Foreign subscriptions (air mail), please inquire. In South Africa contact *inCider*, P.O. Box 782815, Sandton, South Africa 2146. All U.S. and Canadian subscription correspondence should be addressed to *inCider*, Subscription Department, P.O. Box 911, Farmingdale, NY 11737. Please include your address label with any correspondence. Postmaster: Send address changes to *inCider*, Subscription Services, P.O. Box 911, Farmingdale, NY 11737. Entire contents copyright 1983 by Wayne Green Inc.

Cover art by William Giese and Damian Henriques

Who knows what goes on behind closed doors?



Introducing the Datalife® Disk Drive Analyzer™

Behind the door of a disk drive, anything can happen. Among other things, the recording head could go off track. Or the drive's rotational speed might take a turn for the worse. But now, with the new Datalife Disk Drive Analyzer, you can catch these and other drive malfunctions before they cause errors or data loss.

The Datalife Disk Drive Analyzer is a specially preprogrammed testing disk for use with 48K Apple® II series, Apple® III series and other disk drives compatible with these systems. In less than two minutes, it automatically analyzes four critical areas of your drive's performance. And you can be sure of the Disk Drive Analyzer's quality and reliability because it's from Verbatim, the world's leading producer of flexible disks.

Don't take chances. See your Verbatim authorized retailer today for your Datalife Disk Drive Analyzer. Because once you know what goes on behind your disk drive's door, you'll never be in the dark about your data's safety again.

For your nearest Verbatim dealer, call toll-free 800-538-1793;
in California or outside the U.S., call collect (408) 737-7771.



PUBLISHER/PRESIDENT
Wayne Green
EXECUTIVE VICE PRESIDENT
Sherry Smythe-Green
GENERAL MANAGER/VICE
PRESIDENT
Debra Wetherbee
ASSISTANT TO PRESIDENT
Matt Smith
ASSISTANT PUBLISHER
Jeff DeTray
CORPORATE CONTROLLER/VICE
PRESIDENT
Roger Murphy
ASSISTANT TO CONTROLLER
Dominique Smith
CIRCULATION MANAGER
603-924-9471
Patricia Ferrante
BULK & NEWSSTAND SALES
MANAGER
Ginnie Boudrieau

ADVERTISING, 603-924-7138
David Schissler, Director;
Denis Duffy, Sales Manager; Paul Boulé,
Craig Everett, Renny Weiss, Sales
Representatives; Michele Gilmore,
Ad Coordinator.

PRODUCTION
Nancy Salmon, Manager; Michael Murphy,
Assistant; Michael Ford, Phil Ceraci,
Marjorie Gillies, Donna Hartwell,
Kimberly Nadeau, Lynn Parsons,
Theresa Verville, Robert Villeneuve,
Karen Wozmak; Ad Coordinators:
Paula Ramsey, David Wozmak,
Taylor Morris; Advertising Production:
Bruce Hedin, Fiona Davies, Scott Philbrick,
Jane Preston

PHOTOGRAPHY
Thomas Villeneuve, Supervisor;
Sandra Dukette, Laurie Jennison,
Sturdy Thomas, Irene Vail

TYPESETTING
Sara Bedell, Supervisor; Darlene Bailey,
Prem Gongaju, Lynn Haines,
Debbie Nutting, Lindy Palmisano,
Heidi Thomas

DESIGN
Joyce Pillarella, Supervisor; Denzel Dyer,
Howard Happ, Susan Donohoe,
Louis Marini, Gail Morrison, Dion Owens,
Patrice Scribner, Diane Ritson,
Dale Tietjen, Susan Wideman,
Donna Wohlfarth
DESIGN DIRECTOR
Christine Destrempe

Remarks from the Publisher... Wayne Green

Yes, I know you love your Apple and you want nothing more than to read about it as much as possible. But try, in the throes of your passion, to remember somewhere in the far reaches of your mind, that there *are* other microcomputers out there. And, while trying to remember this unpleasant fact, also be aware that as a microcomputer "expert" to some degree, you really have a responsibility to yourself...and your friends...to know what the hell is going on outside of your own personal heaven.

I publish *inCider* to give you your Apple fix each month. You are permitted to read it, memorize it, index it and file the index in your Apple so you can locate needed information at will. You may even show the contents page to other Apple addicts, driving them into a frenzy for a subscription. You will be considered a traitor and pariah if you permit friends to actually read your copy rather than buy their own. We're not in this entirely for the fun of it, you know...though sometimes we feel pretty sneaky making a fortune while having such a good time. We make every effort to get used to that feeling.

Another totally forbidden practice is to make copies of *inCider* articles for cheapskates. Let the bums buy their own copies. And the hell we have reserved for the lowlife who keys in a program and then lets a friend copy it can't be put into print.

In addition to *inCider*, I also publish a magazine called *Microcomputing*. Now, I am not doing that entirely for the fun of it, though, like *inCider*, it is admittedly a joy to publish. This magazine is designed to keep you, the avid Apple fanatic, up to date on other things going on in the microcomputing world. And you'd darned well better keep a weather eye open on the whole field so you'll know about it.

For instance, unless you lift your



eyes from your Apple now and then, you may not know what's going on with the growing number of el cheapo computers. Since these little guys are getting to be a major part of the whole market, with sales zipping right past the Apple, you will at least want to know what these little systems are...what they can do...and where they fit in. Not everyone wants to start off with a thousand dollar computer. Some people want to get their feet wet with a \$39 model. These are interesting "toys" once you find out what the incredible little contraptions can do.

There's no way you could miss seeing and reading about the Radio Shack Model 100, but you surely aren't going to get a lot of information about it in an Apple magazine. No, you have to read something else to get perspective. That Model 100 is going to be a very big computer...and could integrate with your Apple system one of these days.

There are a number of exciting developments you need to know about, and we'll see that you get the hot scoop if you read *Microcomputing*. Between *inCider* and *MC* you'll have a fairly good perspective on what is going on...and get more information about your Apple than you can handle.

Find the *Microcomputing* ad in this issue of *inCider* and start a subscription so you can keep up with the entire field. ■

You can take a deep breath and RELAX! When you come to the Mountain . . .

. . . to purchase your Apple® and Apple® compatible software, firmware, hardware and accessories.

There's no need to take a chance because, in addition to having the stability and dependability you expect from one of the largest mail order retailers of Apple® computer products, Micro

Mountain also maintains an industry-wide reputation for competitive prices and great service.

Write today for a FREE CATALOG (use the convenient coupon below) or request one when you call for our prices on Franklin computer systems. (They're so low we're afraid to print them!)

So when you're ready for the best in price and service—come to...



CALL FOR OUR X-TRA SPECIAL PRICES ON FRANKLIN COMPUTERS

ONE OF THE FINEST COPY SYSTEMS WE'VE SEEN

Replay II For Apple II+/Apple IIe . . . \$115.50

CREATIVE CURRICULUM **Phrase Reading I** \$41.50

GRADE LEVEL: 6th GRADE to ADULT

QUADRAM **Microphazer Printer Buffer** \$129.50

SOFTWARE TECHNOLOGY **The Creator** (for Apple) \$109.50

ALSO AVAILABLE FOR IBM at \$199.50

SPINNAKER SOFTWARE **In Search of the Most Amazing Thing** . . . \$32.50

AGES 10 to ADULT

STRATEGIC SIMULATIONS **Fighter Commander** . . . \$49.50

SOFTWARE MASTERS **The Visible Computer: 6502** \$39.50

SILICON VALLEY SYSTEMS **Rapid Reader** . . . 3rd GRADE to ADULT \$32.50

16K Ram Card \$49.50

THE LEARNING COMPANY **Magic Spells** AGES 6 to 10 \$28.50

TERRAPIN **Logo** ELEM. to ADULT \$117.50

XEROX **Old Ironsides** ELEM. to ADULT \$32.50

KENSINGTON MICROWARE **System Saver** \$65.50

CENTRAL POINT SOFTWARE **COPY II PLUS** \$28.50

COPY II PC AVAILABLE FOR IBM

BRODERBUND **Bank Street Writer** \$58.50

DOW JONES **Market Analyzer** \$275.50

-ASK FOR FREE CATALOG-

EXTRA SAVINGS BONUS!

Any order of 3 or more programs entitles you to your choice of Original Adventure Game or Applesoft® Tutorial on disk FREE!

PHONE IN YOUR ORDER —TOLL FREE— (800) 854-5649

Washington State residents see phone numbers in Order Blank at Right.

ORDER PHONE HOURS:
Mon.-Fri. 9 to 6 (PST)
Sat. & Sun. 10 to 2 (PST)

Be sure to ADD \$2.50 shipping and handling for all software orders. ADD additional \$3.00 for Blue Label (Air). C.O.D.'s ADD \$5.00. Shipping on hardware items—EXTRA. Washington residents add 6 1/2% sales tax. We accept MASTERCARD, VISA, and AMERICAN EXPRESS. (American Express requires additional service charge.)

NAME _____

STREET _____

CITY _____ STATE & ZIP _____

CARD # _____ EXP. DATE _____

SIGNATURE _____

14617 N.E. 169th ST., WOODINVILLE, WA 98072
ORDER PHONE — Outside Wash. — (800) 854-5649
Wash. Residents & Cust. Service (206) 483-2000

PRICES SUBJECT TO CHANGE WITHOUT NOTICE

MANAGING EDITOR
Linda Stephenson

SENIOR EDITOR
Paul C. Quinn

CHIEF COPY EDITOR
Peg LePage

REVIEW AND NEW PRODUCTS
EDITOR
Tom Woods

ASSISTANT EDITORS
Sam Whitmore, Joan Witham

PRODUCTION EDITOR
Susan Gross

LAYOUT EDITORS
Joan Ahern, Bob Dukette,
Sue Hays, Laura Landy,
Judy Oliver, Anne Vadeboncoeur

What's New This Month?

The special emphasis of this month's magazine is adventuring, and the issue would not be complete without a mention of one of the most popular and best selling software packages on the market: Wizardry.

In the Fermentations column, guest editor James Reid disagrees with those who believe video games may be "harmful"—leading children and adults alike into a fantasy world of aggression. Adventure games like Wizardry, he suggests, may in fact help some of us—especially the young—prepare for the vicissitudes of life.

Kerry Lanz, an experienced adventurer and an avid admirer of Wizardry, has created a utility that allows you to modify your Wizardry characters. Wifix works on your backup disks, so there's no chance of damaging your original characters. And Gary Cage shares his Create-A-Venture, a program that allows you to create your own adventure.

Several adventure games are discussed and evaluated in our software review section this month. The Mask of the Sun adventure takes place in Mexico, primarily within Aztec ruins; in Cyborg the adventurer becomes half human, half machine; and in Transylvania you enter a moonlit land of vampires and goblins and werewolves.

Timothy Daniel helped a friend install 80-column and Z-80 boards in his Apple one rainy Saturday. With

the CP/M operating system loaded, they tried to run WordStar, but ran into some messy problems. The answer to their problems... you'll find them and more in Don't Be a Video Idiot.

"What's more natural than creating pie charts on your Apple?" asks Greg Glau in this month's Bent on Business column. Pie charts can convey how each individual part of your business relates to the whole, and they are easily understood by all.

The Applesoft Adviser covers the Basic commands relating to hi-res graphics and then discusses a simple approach for formulating shape tables that will produce sophisticated graphics and animation. And Don Fudge, our graphics columnist, writes of color-filling algorithms and about a program that color-fills line drawings made by white lines on a black background.

If you are a Basic programmer itching to learn assembly language programming, don't miss Jeffery Foster's article, "Peeling Your Apple's Text Screen." Foster points out that there are a myriad of useful assembly language subroutines in the system monitor that you can modify. And if you've ever wished that your Apple could interpret FORTRAN-formatted data, read Steven Schwartz's FORTRAN Formatted Data in Applesoft.

Enjoy the August issue of *inCider*. And watch for the September issue, which is devoted to your Apple and education. ■

Problems with Subscriptions: Send a description of the problem and your current and/or most recent address to: *inCider*, Subscription Department, PO Box 911, Farmingdale, NY 11737.

Change of Address: Send an old label or a copy of your old address and new address to: *inCider*, PO Box 911, Farmingdale, NY 11737. Please give eight weeks' advance notice.

Microfilm: This publication is available in microform from University Microfilms International. United States address: 300 North Zeeb Road, Dept. P.R., Ann Arbor, MI 48106. Foreign address: 18 Bedford Row, Dept. P.R., London, WC1R4EJ, England.

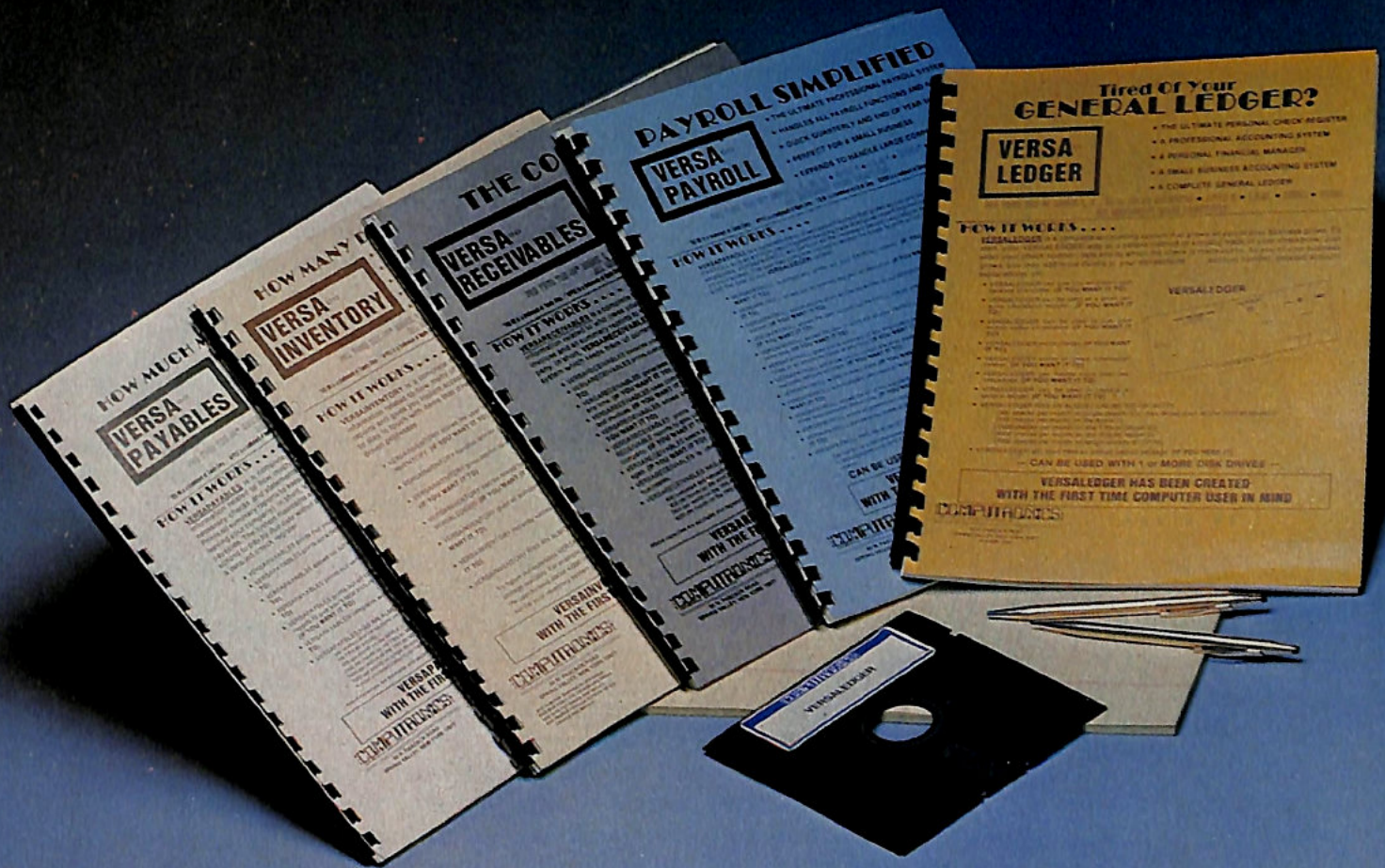
Dealers: Contact Ginnie Boudrieau, Bulk Sales Manager, *inCider*, Pine Street, Peterborough, NH 03458. 800-343-0728.

Submissions: We're always looking for first-class manuscripts at *inCider*. If you have written a useful or entertaining program for the Apple, why not share it. Conversions of programs published in *80 Micro* or *Microcomputing* are also welcome. We'll consider publication of any material for the Apple. Guidelines for budding authors are available—just address an envelope to yourself and include it with your request.

The *inCider* magazine is published monthly by Wayne Green Inc. Entire contents copyright 1983 Wayne Green Inc. No part of this publication may be reprinted, or reproduced by any means, without prior written permission from the publisher. All programs are published for personal use only. All rights reserved.

Introducing the Most Powerful Business Software Ever!

TRS-80™ (Model I, II, III, or 16) • APPLE™ • IBM™ • OSBORNE™ • CP/M™ • XEROX™



The VERSABUSINESS™ Series

Each VERSABUSINESS module can be purchased and used independently, or can be linked in any combination to form a complete, coordinated business system.

VERSARECEIVABLES™ \$99.95
 VERSARECEIVABLES™ is a complete menu-driven accounts receivable, invoicing, and monthly statement-generating system. It keeps track of all information related to who owes you or your company money, and can provide automatic billing for past due accounts. VERSARECEIVABLES™ prints all necessary statements, invoices, and summary reports and can be linked with VERSALEDGER II™ and VERSAINVENTORY™.

VERSAPAYABLES™ \$99.95
 VERSAPAYABLES™ is designed to keep track of current and aged payables, keeping you in touch with all information regarding how much money your company owes, and to whom. VERSAPAYABLES™ maintains a complete record on each vendor, prints checks, check registers, vouchers, transaction reports, aged payables reports, vendor reports, and more. With VERSAPAYABLES™, you can even let your computer automatically select which vouchers are to be paid.

VERSAPAYROLL™ \$99.95
 VERSAPAYROLL™ is a powerful and sophisticated, but easy to use payroll system that keeps track of all government-required payroll information. Complete employee records are maintained, and all necessary payroll calculations are performed automatically, with totals displayed on screen for operator approval. A payroll can be run totally, automatically, or the operator can intervene to prevent a check from being printed, or to alter information on it. If desired, totals may be posted to the VERSALEDGER II™ system.

VERSAINVENTORY™ \$99.95
 VERSAINVENTORY™ is a complete inventory control system that gives you instant access to data on any item. VERSAINVENTORY™ keeps track of all information related to what items are in stock, out of stock, on backorder, etc., stores sales and pricing data, alerts you when an item falls below a preset reorder point, and allows you to enter and print invoices directly or to link with the VERSARECEIVABLES™ system. VERSAINVENTORY™ prints all needed inventory listings, reports of items below reorder point, inventory value reports, period and year-to-date sales reports, price lists, inventory checklists, etc.

VERSALEDGER II™ \$149.95
 VERSALEDGER II™ is a complete accounting system that grows as your business grows. VERSALEDGER II™ can be used as a simple personal checkbook register, expanded to a small business bookkeeping system or developed into a large corporate general ledger system **without any additional software.**

- VERSALEDGER II™ gives you almost unlimited storage capacity (300 to 10,000 entries per month, depending on the system),
- stores all check and general ledger information forever,
- prints tractor-feed checks,
- handles multiple checkbooks and general ledgers,
- prints 17 customized accounting reports including check registers, balance sheets, income statements, transaction reports, account listings, etc.

VERSALEDGER II™ comes with a professionally-written 160 page manual designed for first-time users. The VERSALEDGER II™ manual will help you become quickly familiar with VERSALEDGER II™, using complete sample data files supplied on diskette and more than 50 pages of sample printouts.

SATISFACTION GUARANTEED!

Every VERSABUSINESS™ module is guaranteed to outperform all other competitive systems, and at a fraction of their cost. If you are not satisfied with any VERSABUSINESS™ module, you may return it within 30 days for a refund. Manuals for any VERSABUSINESS™ module may be purchased for \$25 each, credited toward a later purchase of that module.

To Order: **Write or call Toll-free (800) 431-2818**
 (N.Y.S. residents call 914-425-1535)

- * add \$3 for shipping in UPS areas
- * add \$5 to CANADA or MEXICO
- * add \$4 for C.O.D. or non-UPS areas
- * add proper postage elsewhere



DEALER INQUIRIES WELCOME

All prices and specifications subject to change / Delivery subject to availability.

COMPUTRONICS!

50 N. PASCACK ROAD, SPRING VALLEY, N.Y. 10977

AVANT GARDE

Presents

More Magic!



FORTRAN-like Applesoft enhancement for your Apple

- *Amperfinesse* brings the power of such high level languages as Fortran and PL/I to the Apple II Plus at an inexpensive price.
- Plus a complete set of editing commands!
- Call subroutines with arguments and by name!
- GOTOs by name!
- Formatted numeric output including '\$' and '*' options!
- Input virtually any character string!
- Search part or all of an Applesoft program for a string!
- Substitute one string for another anywhere in a program!
- Renumber part or all of a program!
- Initialize a disk without DOS and add 10000 bytes additional storage!
- Add simple music and sounds to a program with easy to use music commands!
- Initialize the hi-res screen to any HCOLOR and set ROT, SCALE, and HCOLOR, all with a single command!
- Auto-line numbering mode!
- Move an Applesoft program almost anywhere in memory, even while the program is running!
- Redimension arrays
- and MORE!

NEW

from

AVANT GARDE

P.O. Box 30160/Eugene, OR 97403
(503) 345-3043

Fermentations

by James E. Reid

Wizardry's White Magic

By chance and the lucky recommendation of a dealer, I bought a game called *Wizardry* to interest my teenage son in our new Apple. The game needs considerable explanation to be understood, so let's just say it's a game of strategy. My son, who is knowledgeable in these matters, says it's similar to *Dungeons and Dragons*.

Wizardry requires the player to create a number of characters, each exhibiting certain strengths and weaknesses. This group is sent six-at-a-time into a programmed maze where they encounter a variety of monsters they must destroy or deter. The maze harbors surprises such as secret doors and passages, and teleporters that launch the entire party to a new location. With experience comes expertise in using the characters to their utmost, which in turn earns opportunities to explore deeper into the maze and to accomplish greater feats.

News stories warn us daily that arcade games may be sapping the strength and intelligence of our youth, leading them into a fantasy world of aggressiveness. It is an age-old warning.

But isn't *Wizardry* perhaps beneficial and good? Isn't it possible that this game prepares our young people for life? Does it simply occupy their attention and serve as an escape from boredom? "Answer me that, my dear Crito," the old philosopher might say.

Wizardry, as I said, is a game of *strategy*, a word that comes from the Greek *strategos*, which has to do with generalship and military thought patterns. Strategy encompasses both prior planning and the tactics of dealing with specific situations as they arise. Both of these must be employed in negotiating the *Wizardry* maze. The player must apply knowledge of himself and his characters in creating his strategy, much as a general must

evaluate himself and his subordinates in deciding how to deploy troops and wage the battle.

As you prepare to enter the maze—the planning phase—you must decide what characters to include in your hardy band. You might choose some fighters equipped with the best armaments available, a priest who can heal the wounded and cast defensive spells, a mage with terrible powers of incantation to hurl death and destruction, and an elfin sort of mole called a thief who spies and scrounges treasures and secrets. You must also anticipate where they will go in the maze, what dangers they will encounter, and what weapons and other provisions they will need to deal with these adversities.

Once in the maze, as they are confronted by evildoers such as dragons, giants, sorcerers and wispy demons that sap one's strength, you must devise appropriate tactics to lead your charges to victory.

The monsters are predictable up to a point. However, those that are minor minions at one time and easily overcome are, in another place and time, formidable foes.

In each case you must decide how best to allocate your resources. As your experience grows, you learn which magic spells work best on which villains, whether the situation requires a full-scale attack or simply a sword-rattling display from your fighters, and if you should keep your priest, mage and thief in reserve to use when their unique capabilities are at a premium.

Such is life—anticipating the situations we'll face and preparing to deal with them, and then, as the future unfolds, rising to whatever the occasion demands. Isn't *Wizardry* preparation for this? ■

Address correspondence to James E. Reid, PO Box 993, Healdsburg, CA 95448.

The Avant-Garde Programmer's Series:

Better Than Magic!

A HI-RES ELECTRONIC DESIGN
 Create and print electronic circuit plans. Keyboard selection and rotation of 98 different electronic components. Paddles or joysticks provide easy placement. **\$29.95**

A HI-RES SECRETS
 Complete Apple® graphics utility fills the needs of today's creative programmer. 263 pages of revealing documentation. Completely relocatable color graphic animation and sound routines. The most useful package on the market. **\$125.00.**
 Demo available \$10.00

HI-RES ARCHITECTURAL DESIGN
 Plan and design individual rooms, complete floor plans and total floor plans and different buildings. 75 different floor plan shapes can be easily rotated and moved. Lengths, diagonals and angles are calculated on-screen. **\$29.95**


A SUPER QUALITY EPSON HI-RES DUMP
 Best quality Epson dump features true black copy. Mirror, negative, flip or rotated images available in three sizes. Automatic horizontal centering. **\$25.00**

A HI-RES SECRETS GRAPHICS APPLICATIONS SYSTEMS
 Step from Basic to better Basic programs, Basic to Assembly hi-res graphics. Create graphics, electronic and architectural designs, arcade and adventure games, more! Fastest color-fill; 300 colors/patterns. **\$75.00**

A PAINT MASTER SCENE UTILITY
 Allows line drawing, scene editing, painting, scene fill routines. Fastest color-perfect for adventure game creation or computer art. Over 300 colors/patterns. use creations in your own program. **\$34.95**

A SUPER SHAPE DRAW AND ANIMATE
 Draw in any direction using keyboard commands. Two types of animation, rotation, scale, background color, shape color and more. **\$34.95**

ACTION SOUNDS AND HI-RES SCROLLING
 Machine language sounds, hi-res scrolling routines and Super-font program in one useful package. **\$18.95**



Why Better?

Because There Are No Secrets!

Most of these programs are unprotected or completely listable and may be used in all your creations, with no royalties required. They turn novices into professionals and professionals into absolute magicians!

Now Available from Your Local Software Dealer and by calling us directly at **(503) 345-3043**

AVANT-GARDE CREATIONS, INC.

P.O. Box 30160 Eugene, OR 97403

ARE YOUR CREATIONS MARKETABLE? ARE YOU A QUALIFIED PROGRAMMER LOOKING FOR ASSIGNMENT? GIVE US A CALL.

Letters

Heartbroken Owner

I am a new subscriber to *inCider* magazine. I find it very informative and I look forward to reading it every month. But in the two issues I have received so far, I have noticed a negative undertone in some of the articles describing the Apple computer and its performance. I don't want to read any articles saying that the Apple is all washed up, or the Apple is not as good as some other computer, or that Apple management might be making the wrong decisions. I am an Apple owner! These articles are of no interest to me.

I also subscribe to *Nibble*, *Softtalk* and *Softline*. These are all Apple magazines and they have never had an article convey a negative tone about the Apple. So excuse me for being upset about some of the articles in your magazine, but I was shocked and upset when I read them.

Chris Strawser
600 Biltmore Way #519
Coral Gables, FL 33134

We calls 'em as we sees 'em, Chris. inCider owns lots of Apples, but Apple doesn't own inCider.

Franklin Friend

I am very disappointed to see a fresh new publication like *inCider* carry a dated and inadequate review on the Franklin Ace 1000 computer.

The regional service center with which I am associated serves a number of school districts using both Apples and Ace 1000s (with color), as well as a variety of other computers. Our experience with the Ace has been favorable and we find that it is as popular, if not more popular, than the Apple II Plus or IIe.

As to the question of software compatibility, we have not identified any educational courseware that will not run on the Ace 1000. Perhaps *inCider* could be of assistance in this area by providing a list of educational, business, and home/hobby software that will run on the II Plus and IIe, but not the Ace 1000.

While the Franklin Ace 1000 will

never measure up to the standards of the Apple purist, those of us in the field think it deserves a more comprehensive review than offered by your May issue.

R. E. Gillan, Ed.D.
106 Martin
Natchitoches, LA 71457

My face is red. From now on I'll ask more questions before publishing a review.—ls

Don't Give Up

First the good news: I like the idea of a magazine devoted to the Apple computer only. It really is nice seeing the same advertising month after month—like meeting old friends.

To continue: I just have one question? Who defined your reader? I have had my Apple for about a year now and have written my own personal financial program in Basic (just to let you know where I'm coming from). But I only understand about 10 percent of what is in your articles! Even when there is an article about something I feel I know a little about, I get lost after a couple of paragraphs.

For example, in the May issue, I don't understand Pascal, Logo, or CP/M. I am not comfortable with poking or peeking and these articles seem to assume more than I understand. I feel that Basic has more to it than I probably understand and that my Apple can do more than it does.

Rex Douglass
8130 Brunache St.
Downey, CA 90242

File away your old copies of inCider and you may find, a year from now when you go back through your stacks, that all will seem much clearer.

Speak and Spell Interface

I have an Apple II Europlus with 64K, one disk drive and DOS 3.3. Is it possible to attach my Apple to a Texas Instruments Speak and Spell

and use it for a voice synthesizer? If so, please tell me how.

Mike Neil
10619 Sudan
Portage, MI 49002

Apple Works Hardest

We've been managing our magazine's mailing list for the last six months with an Apple II Plus and were delighted when a friend introduced us to your January issue.

We'll probably never get around to writing our own programs, but we like to keep up-to-date on the latest software for the hardest working employee we've got—our Apple.

inCider has made our advertising projections and management much simpler; subscription management is a snap. Everyone here would be fired long before the Apple—it's got a totally secure job.

Albert Lewis
NY Center for Graphic Arts
270 Lafayette St.
NY, NY 10012

"Mr Lewis, we regret to inform you that you have just been replaced by an Apple...."


Payroll Praise

I have been looking for a simple payroll program for my small printing business, without all the fancy tax tables and yearly update subscription services.

Your article "Ah, Payday" by Greg Glau in *inCider*, May 1983, sounded like it might be just the ticket. Most of our employees earn the same every week and many have extra withholdings on federal taxes so the tax tables really aren't helpful. I would like an easy program where perhaps the social security and state tax (both flat rates) can be computed but we could manually adjust any of the other withholdings week after week without any great hassle. It should also print checks and all those darn reports to the IRS. It would be nice if the program could find the money for

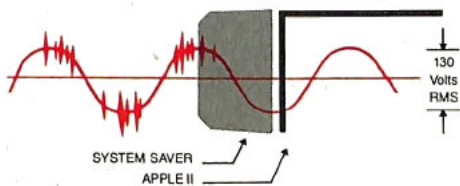
System Saver™

The most important peripheral for your Apple II and IIe.



For Line Surge Suppression

The SYSTEM SAVER provides essential protection to hardware and data from dangerous power surges and spikes.

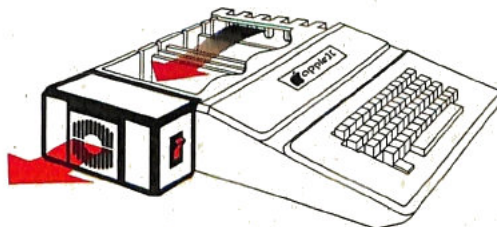


By connecting the Apple II power input through the SYSTEM SAVER, power is controlled in two ways: 1) Dangerous voltage spikes are clipped off at a safe 130 Volts RMS/175 Volts dc level. 2) High frequency noise is smoothed out before reaching the Apple II. A PI type filter attenuates common mode noise signals by a minimum of 30 dB from 600 khz to 20 mhz, with a maximum attenuation of 50 dB.

For Cooling

As soon as you add 80 columns or more memory to your Apple II you need SYSTEM SAVER.

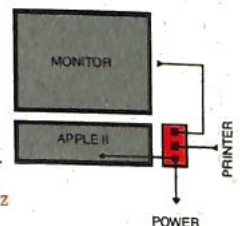
Today's advanced peripheral cards generate more heat. In addition, the cards block any natural air flow through the Apple II creating high temperature conditions that substantially reduce the life of the cards and the computer itself.




SYSTEM SAVER provides correct cooling. An efficient, quiet fan draws fresh air across the mother board, over the power supply and out the side ventilation slots.

For Operating Efficiency

SYSTEM SAVER contains two switched power outlets. As shown in the diagram, the SYSTEM SAVER efficiently organizes your system so that one convenient, front mounted power switch controls SYSTEM SAVER, Apple II, monitor and printer.



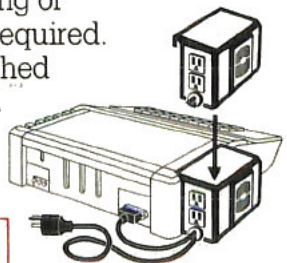
Available in 220/240 Volt, 50 Hz



The heavy duty switch has a pilot light to alert when system is on. You'll never use the Apple power switch again!

Easy Installation

Just clips on.
No mounting or
hardware required.
Color matched
to Apple II.



PATENT PENDING

Compatible with Apple Stand



\$89.95 at your local dealer or order direct by phone or mail.

For phone or mail orders include \$2.50 for handling. New York State residents add sales tax. VISA and MASTERCARD accepted. Dealer inquiries invited.

Kensington Microware Ltd.
919 Third Avenue, New York NY 10022
(212) 486-7707 Telex: 236200 KEN UR

**KENSINGTON
MICROWARE**

Letters

each week's payroll, but I realize that is asking a bit much.

I have toyed with trying to develop what you outlined, but my experience with the Apple is limited. Would Greg Glau be interested in selling his program to me and others in my category?

Richard W. Taylor
KNA Press Inc.
PO Box 68
Kennett Square, PA 19348

Greg Glau has said he would happily answer questions (sent with a self-addressed envelope) but he is not in the selling software business.

APO Answer

Perhaps I can explain APO/FPO shipping problems from the U.S. in

response to the letter in the June *inCider*.

I import from Europe on the wholesale level and sell in the U.S. partially on the retail level. I get APO/FPO shipping requests. Here is what I discovered through bitter practical experience.

Some countries will not allow American products to be sent directly to members of the U.S. Armed Forces stationed within their limits.

Other countries insist on customs declarations and charge members of our Armed Forces duty, even though the product is shipped directly to them through APO/FPO addresses.

As for the 10-15 percent surcharge for overseas shipping, in most cases it is legitimate. Product packing is more costly for overseas shipping both from overseas to the U.S. and vice versa. Add the cost of the documents

needed, and it is apparent a price addendum is necessary.

I hope this helps Mr. West and other *inCider* readers understand the problems encountered in overseas shipping.

Robert P. Lazear
Bents Unlimited Inc.
434 Woodbine Drive
Pensacola, FL 32503

Thanks for a clear explanation from the shipper's point of view.

Dump Hi-Res Page

The March 1983 issue of *inCider* had a neat, short hi-res dump utility for the Epson printer called "From Screen to Printer" by Bill Basham.

The routine can dump hi-res page 2 by modifying 8 bytes in the y base high address table. Just change 3A9:20 24 28 2C 30 34 38 3C to 3A9:40 44 48 4C 50 54 58 5C.

David Magliozzi
4 Webber Road
Burlington, MA 01803

Circle 270 on Reader Service card.

Can your VisiCalc Sort?

Sort the rows
or columns of a
VisiCalc
spread sheet.

Date	Contribution	
2/05/83	\$225.00	Jones, R.
2/09/83	\$450.00	Billings, J.
2/11/83	\$1,500.00	Mares, P.
2/15/83	\$390.00	Davis, N.
2/19/83	\$2,000.00	Franks, B.
2/23/83	\$945.00	Howard, R.

ORIGINAL

It can with VIS\Bridge/SORT™ from Solutions, Inc.

The sorted spread sheet still contains all the formulas and values from the unsorted original. Use up to 4 additional keys to break ties or specify secondary sorts. Each key may be alpha or numeric and either ascending or descending.

VIS\ Bridge/SORT is available for the Apple® II+ and III, the IBM PC™ and the TRS-80® I, II/12/16, and III.

\$89 plus \$4 shipping and handling from Solutions, Inc. Order 802 229 0368. 97 College St., Box 989, Montpelier, VT 05602. Mastercard and Visa. Dealer inquiries welcomed.

Also available: VIS\ Bridge/REPORT™ for \$79 and VIS\ Bridge/DJ™ for \$445.

Date	Contribution	
2/19/83	\$2,000.00	Franks, B.
2/11/83	\$1,500.00	Mares, P.
2/23/83	\$945.00	Howard, R.
2/09/83	\$450.00	Billings, J.
2/15/83	\$390.00	Davis, N.
2/05/83	\$225.00	Jones, R.

SORTED
BY \$ AMOUNT

All VIS\Bridge products are trademarks of Solutions, Inc. VisiCalc™ is a trademark of VisiCorp. TRS-80® is a trademark of Tandy Corp. IBM PC™ is a trademark of IBM Corp. Apple® is a trademark of Apple Computers, Inc.

Apple III's Growing Popularity

In response to Miss Newton's letter (Letters: "Apple III Programs Wanted," *inCider*, May 1983) I echo her sentiments and wish to suggest a solution.

Having acquired some familiarity with the Apple II in the laboratory, I decided to purchase a personal computer and spent many months investigating the advantages and disadvantages of several large memory machines. My choice finally narrowed down to the IBM PC and the Apple III. On closer inspection, the Apple III proved not only to be more cost efficient but every bit as capable as the IBM PC and the better buy overall. The software support for the III through Apple II programs was certainly a factor in my decision.

Incidentally, the ability of the III to use Apple II software should not be underrated. Even programs requiring joysticks are easily used since a simple modification of the emulation

Letters

program (e.g., T.G Products, 1104 Summit Ave., Plano, Texas 75054) permits x and y inputs on one joystick, duplicating the paddle/joystick inputs of the II. Unfortunately, few software houses have taken advantage of the considerable programming capabilities of the III, with the result that software specifically for the Apple III is less than adequate at present.

Several of my colleagues are also planning to purchase a personal computer and the Apple III is their likely choice. In our opinion, an appreciation for the power of the Apple III is rapidly growing among hobbyists as well as non-programming users, which will lead inevitably to a marked increase in software for the III in the near future. The recent price reduction of the III by Apple Computer Inc. will certainly encour-

age the popularity of this fine computer. In the meantime, I suggest that we Apple III users form a group to share ideas and home-brewed programs. I offer my membership herewith.

Edward P. Gardner, Ph.D.
National Center for
Atmospheric Research
PO Box 3000
Boulder, CO 80307

Copy Expert?

I recently bought Copy II Plus, which is a combination nibble copier and conventional copy utility. As owner of Super Disk Copy II, Nibbles Away II, Locksmith 4.1, and Back It Up 2.3, I feel qualified to say Copy II Plus is the most powerful, easy-to-learn and well documented copy util-

ity around. And at \$39.95 it's the biggest software bargain I've found.

Jerry A. Krogy

Jerry, what do you do in your spare time besides copying?

Disk Copies to Come

I agree with the other letters to the editor asking to have your programs available on disk for a small price of from \$10 to \$15.

Pat Mecartea
2795 S. Helena Way
Aurora, CO 80013

Put them on disk!

Jim Willis
1300 Hinton
Westmoreland, LA 71291

This is a top priority item for the future. Watch for news!

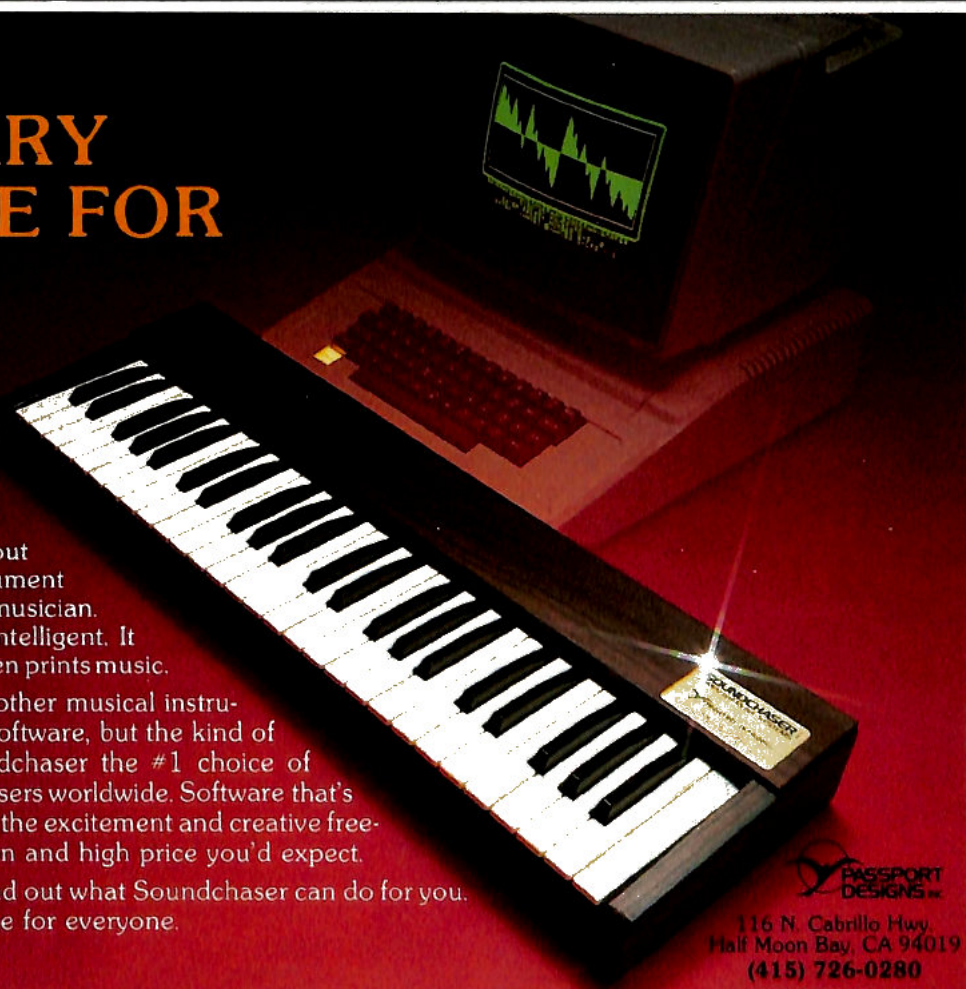
Circle 207 on Reader Service card.

A NECESSARY ADVANTAGE FOR TODAY'S MUSICIAN.

Professional, Amateur, Teacher or Student. Whether you entertain friends at home, or you play for sell-out crowds, there's one musical instrument that actually makes you a better musician. SOUNDCHASER. Soundchaser is intelligent. It teaches, records, synthesizes, and even prints music.

What sets Soundchaser apart from other musical instruments is the software. Not just any software, but the kind of programming that has made Soundchaser the #1 choice of musicians, educators and computer users worldwide. Software that's easy to use. Software that delivers all the excitement and creative freedom you want, without the confusion and high price you'd expect.

Become one of today's musicians, find out what Soundchaser can do for you. Soundchaser. A necessary advantage for everyone.



**BASEPORT
DESIGNS™**

116 N. Cabrillo Hwy.
Half Moon Bay, CA 94019
(415) 726-0280

///'s Company

by Bill O'Brien

● High Speed Crash

● Word Juggler: A Balanced Review

Writing a monthly column and typing a monthly column can sometimes be two separate and profound experiences. Being essentially lazy, I usually sketch out this column in my mind, and, after urging my body into motion, produce a more-often-than-not intelligible pattern of words and phrases.

Imagine my consternation recently when, having given my III a four-day vacation, I found I could not format a disk. Nothing worked. The internal drive gave I/O error reports, while both of the external drives offered the obscure message, "Device Dependent error #34."

I have always considered myself a man of resource, so I wasn't entirely put out. I went immediately to the owner's manual and, surprisingly enough, found an explanation. Although it didn't tell me what the number 34 referred to, the device dependent nature of the error indicated that the device in question was either not connected or not turned on. I could have believed that, but the external devices I was using were Disk III's that were definitely connected and didn't need to be turned on.

I tried reading, deleting and copying files. Those worked fine. I just couldn't format, not for love nor money. In desperation I called my local Apple dealer and asked to swap the III's motherboard. If one drive doesn't work there's an odds-on chance the drive is bad; however, when all three drives are kaput, you'd better start looking at the controller. However, hearing what the financial arrangements would be (no, I haven't gotten the service contract for the III yet), I thought I'd better get out Sammy the Screwdriver and do a little investigating on my own. Besides, the dealer didn't

have the 12-volt motherboard my 128K machine requires and "getting it in any day" wasn't definite enough for my rapidly diminishing deadline. (You might want to file that information away somewhere. Machines that were delivered as 128K have 12-volt motherboards, while the 256K models are 5-volt.)

Of Chips and Men

Most of the non-memory, non-VIA, support-type chips in the III are low-power Schottky devices usually designated by 74LSxxx, where the xxx is an identifying number. Apple has never seen fit to publish an Apple III equivalent to the *Apple II Technical Reference Guide*, so I had to search around the motherboard until I found the disk controller section by locating the Apple II P6a PROM (Programmable Read Only Memory) chip. (This is the same chip Apple uses on the II's controller card.) I found it in the right rear to center rear portion of the board.

Jotting down the chip numbers in that section, I went to my local electronics supermarket. Of the 11 chip types that I needed, which didn't include the Apple proprietary PROM or any non-74LSxxx chips, the store I went to had one in stock.

As long as I was now forced into a trip to midtown Manhattan, I figured I might as well do a semi-overhaul. So, I also bought three chips for the disk drive analog board (those boards that sit under the cover on top of each drive), including the ever-popular 74LS125, the chip that always goes up in a cloud of acrid smoke when you plug the cable in backwards. Altogether I spent about \$32 and two hours of my time.

I plugged in all of the chips at once, a very unscientific method,

since deductive reasoning would call for installing one at a time and noting the results. But I was in a hurry and taking the III's bottom plate off and putting it back again is a time consuming process. Needless to say, when I had everything back together again, turned the power on, booted up the system utilities disk and tried to format, I got the same errors.

By that time I was doing an unseemly Irish jig up and down my living room floor. I traced the ancestry of the III back to paleolithic times and brought it forward again as an offspring of toasters and waffle irons. Then I remembered something that had bothered me a long time ago about the III.

I had bought a Disk III analog card and stuck it on a slightly modified Shugart SA400 drive left over from my Radio Shack Model I. At first the drive didn't work; I got I/O error messages. When I ran the Apple III diagnostics over it, the drive failed. I knew the drive worked, so I was taken aback.

Well, someone had forced a copying program on me when I had my II. The program had a disk speed test on it. I put the III into emulation mode, booted the copy program, loaded a blank disk into the drive and ran the speed test. Sure enough, the drive I had just added was off speed. It wasn't off by much—in fact it was within Apple II tolerances. But it was only when I set it dead on the mark that it worked fine with the III. Sitting there with three drives that wouldn't format wasn't appealing at all, and, having nothing to lose, I went back to the speed test.

Address correspondence to Bill O'Brien at WABASA Consulting & Management, 111 Brook St., Scarsdale, NY 10583.

Speed Kills

Sure enough, the speeds of both the III's external drives and the internal one were off. Two of them were fast, one slow, but none deviated by more than about one and a half percent. (Speeds on the II are considered alright up to about three percent deviation, if memory serves me.)

I got out a non-ferrous "tweaking" wand, the type used on television sets, and located the speed potentiometer on the small pc board at the back of the drive. (Using a small metal screwdriver is okay, as long as you don't accidentally bridge any of the solder points. But, Murphy is the patron saint of all such endeavors, and I prefer to give him as little work as possible.)

I tweaked the pots on the drives (that's a very important technical term that means "turned the little screw in the potentiometer" until the speed deviated zero percent from what the program indicated it should be. I crossed my fingers and booted the system utilities.

If things didn't work out well this time there was nothing more I could do on my own. So, it was with great trepidation that I started the format process. I'm still not too sure if it was the chips or the speed adjustment, but this time it worked. In fact, it worked on *all* the drives. Somewhere in there is a lesson about looking for the simplest solution first and *then* going through all the gyrations and machinations that cover the myriad other possibilities. So much for technical work being out of reach of the normal person.

LOOSE ENDS AND OLD PROMISES

A while back I got two letters from a friend in Wisconsin. Included in the first was mention of some accounting packages she was using at the office and her inability to get them to run at home on the III. She was particularly concerned about the Continental Software General Ledger.

I swept out the crevices of my brain seeking possible reasons, like

Speed-up Your Software!




A SYNETIX SOLID STATE DISK MAKES YOUR APPLE PROGRAMS RUN FASTER.

If you use WORDSTAR®, DATASTAR®, SPELLSTAR®, dBASE II®, or any disk intensive program, the Synetix Solid State Disk can increase your productivity.

Two models are now available. The model 2201 (147K) single disk is now \$395.00. The Model 2202 (294K) dual disk is \$695.00.

Call for more benchmarking and compatibility information.

CP/M	Standard Disk Drive	Synetix Solid State Disk
Scrolling Wordstar text-11 single spaced pages	21 secs.	12 secs.
Spellstar spelling check	70 secs.	40 secs.
dBase II report generation		
• Using all records in a 125 record file.	105 secs.	30 secs.
• Using selected records in a 125 record file.	90 secs.	17 secs.



Contact your local dealer, or call:

▲ Synetix Systems Inc.
15050 N.E. 95th Street
Redmond, WA 98052
1-800-426-7412

Wordstar, Datastar, and Spellstar are trademarks of MicroPro Inc. dBase II is a trademark of Ashton Tate Inc.

gameport devices, for the General Ledger problem, and popped a reply back to her. Enter letter number two and some interesting discoveries. Apparently, she claims, the folks at Continental are tricky. In my correspondent's words, "I printed out the entire source code for the package. The result was that I found a couple of places where the operations handed off from Applesoft to Integer—which, of course, you can't do in emulation mode without rerunning." She removed the offending lines and the program now works correctly on the III in emulation mode, although she's not at all happy with its slowness.

Another program she couldn't run was called Micro GL III, which, she says, has an important glitch in it: it *adds* expenses to income to get a cash balance. Well, I always wondered about the derivation of the terms "hard" and "soft" dollars.

She also asked about the Denver Software EASY package. I've seen it in its version for the II, but that was some time ago. I spoke to the people at Denver and they confirmed that EASY is an expanded version of the program I'd seen. They say they've added a lot more to it to use extra memory available on the III. Unfortunately, at least to me, they haven't changed its double entry system. If you pay a bill by entering a payment into A/P, you've got to make a corresponding entry into the cash journal to indicate the money left. I've got a demo copy of both EASY and their Service Manager programs that I intend to review for you.

She also reminded me that I had promised to do some word processing reviews (I like to call them previews, since they tend to be a little intense) in one of my early columns and up until now I haven't produced. There are reasons for that. When I started to do the workup on the programs, I found that after going over two of them I had written about 30 pages and had 20 additional pages of tables. Not wishing to publish my own magazine, I shelved the idea for a while, finally deciding to put

them out individually over a few months' time.

So, Teresa, there still isn't a Santa Claus in my keyboard, but this month marks the first of a series of previews that will tell you everything you could ever want to know about word processors for the Apple III.

WORD JUGGLER

A while back, when I was selling retail, I had about a half dozen different computer brands that routinely found their way out the door and into someone's previously happy and well-adjusted home. Most of them went out to business people, since that was mainly the clientele I handled, and of those, the majority of them wanted their computer for word processing.

The hardest part of the sale was picking out a computer that they were comfortable with, and in fact it

was the part that most often got me into trouble with my "overlings." Depending on individual needs and preferences, one customer might select a hardware/software package that would seem totally off the wall to someone else.

All in all, it comes down to a very personal decision, one that is never objective. Keep that in mind when you read through this and subsequent reviews because they are *my* feelings, using *my* subjective criteria.


I don't want any of you saying, "I don't think that's a valid comment, I *like* that feature. Boy, what a jerk!" (Well, you can say it if you really want to.) Finding a word processing package that you are comfortable with is like getting fitted for false teeth: You know what your own teeth looked like, and how they felt. Now you're trying to find something that reminds you enough of them to

ERASE CURRENT DOCUMENT FROM MEMORY	[N]
DIRECTORY	[C]
LOAD A DOCUMENT	[L]
SAVE A DOCUMENT	[S]
ERASE A FILE FROM DISK	[P]
FORMAT A DISKETTE	[F]
DEFINE PREFIX	[D]
EDIT PRINT/PARAMETER SELECTIONS	[E]
REBOOT	[R]

Table 1. Main program menu.

PAGE LENGTH	[ESC] [8]
TOP MARGIN	[ESC] [9]
TEXT LENGTH	[ESC] [0]
LEFT MARGIN	[ESC] [1]
TEXT WIDTH	[ESC] [2]
PAGE PAUSE	[ESC] [*]
SINGLE SPACE	[ESC] [7]
DOUBLE SPACE	[ESC] [&]
TRIPLE SPACE	[ESC] [CTRL] [7]
INDENT	[ESC] [6]
PAGE	[ESC] [^]
SKIP	[ESC] [-]
PAGE CONDITIONAL	[ESC] [_]
LEFT JUSTIFY	[ESC] [2]
RIGHT JUSTIFY	[ESC] [CTRL] [2]
JUSTIFY	[ESC] [2]
CENTER	[ESC] [1]
COMMENT	[ESC] [c]
REDEFINE CHARACTER	[ESC] [5]

Table 2. Formatting functions.



make you use them all the time.

Unless someone “donates” something else, the III is where the buck stops, literally. It actually has everything I need (or at least anything else can be added). What follows are some of the things I’ve noticed.

Tooth Marks

I’m using Word Juggler now, and have been for about the last three months, courtesy of the folks at Quark (it’s on the four-month review Return-o-rama plan). I think I like it.

You boot the disk (it’s copy-protected, but you get a backup disk to stick in your local family vault, just in case) and up comes the menu, whose options I’ve reproduced in Table 1. The first thing you do is set up the print/parameter defaults so you can use your printer. It’s a one time deal

unless you change printers. In there also you can set the default line spacing, text length, width, top margin and page length. With the exception of the page length these can all be modified from within the edited file.

Along with the disk, there are two overlays included in the package. The first goes above the main keyboard and reflects the formatting functions available by using the escape key and the top row of characters. Some of these are shown in Table 2.

The other is a square, cut-out affair that fits over the numeric keypad and modifies those keys as well (Table 3). While the first grouping is only valid after the escape key is pressed, the changes in the numeric keypad characters are always in effect.

The editing screen itself is 23 lines

deep. The bottom line of the III’s display is used as a status line for the program. It contains the name of the current document in memory, the current line and column number and the total number of lines available in memory. A “tab” line can be displayed to show you all your currently set tabs, and by pressing the keypad’s zero key you can toggle on and off an on-screen table that shows you which keys do what to move the cursor.

Word Juggler is a line-oriented word processor. With 128K of memory, the document area is 723 lines long (about 30 pages). More memory would allow larger documents, but somewhere the line has to be drawn between available memory and available disk storage space. Obviously, a document larger than 273 blocks (probably about 95 pages, pre-

PRINT DOCUMENT AT PRINTER	[SHIFT]	[.]	
SELECT PAGE PRINTING TO PRINTER	[CONTROL]	[SHIFT]	[.]
PRINT DOCUMENT TO SCREEN		[.]	
SELECT PAGE PRINTING TO SCREEN	[CONTROL]	[.]	
FIND FROM TOF	[SHIFT]	[1]	
FIND FROM CURSOR		[1]	
TYPE TO PRINTER	[SHIFT]	[2]	
PRINT CURRENT LINE		[2]	
CHANGE BY OPTION FROM TOF	[SHIFT]	[3]	
CHANGE BY OPTION FROM CURSOR		[3]	
BLOCK DELETE MARKER	[CTRL]	[4]	
BLOCK STORE & DELETE	[CTRL]	[SHIFT]	[4]
BLOCK STORE	[SHIFT]	[4]	
BLOCK LOAD		[4]	
BLOCK MOVE	[SHIFT]	[5]	
BLOCK COPY		[5]	
AUTO CHANGE FROM TOF	[SHIFT]	[6]	
AUTO CHANGE FROM CURSOR		[6]	
INSERT MODE	[SHIFT]	[7]	
OVERWRITE MODE		[7]	
DELETE TO EOL	[SHIFT]	[8]	
DELETE CHARACTER		[8]	
DELETE TO MARKER	[SHIFT]	[9]	
DELETE WORD		[9]	
DISPLAY TAB SETTINGS	[SHIFT]	[0]	
DISPLAY SPECIAL KEY DEFINITIONS (ON/OFF)		[0]	
OPTIONS MENU (ON/OFF)	[ENTER]		

Table 3. Numeric keypad reassignments.

printer, there are instructions for writing your own filter, but to quote from the Word Juggler manual: "On entry to set HMI routine, the X register contains the width in micro-spaces of subsequent characters. You should set the printer's horizontal motion index (or inter-character gap) accordingly. Just do an RTS when you are through. You may use any register you like, but be sure that the interrupt and decimal flags are unmodified."

You can bet everything you own that I'm not going to modify those flags.

Other than that, if you don't own one of the aforementioned printers, I wouldn't worry about it. Dot matrix printers are rarely going to look as good as a thimble or daisy wheel printer. I find that not having bold or underline available doesn't really affect me.

Printing can be done either on continuous sheets or, by using the PAUSE control (ESCAPE, SHIFT 6), on cut

suming 1600 characters to a page) wouldn't fit on the disk. In memory, the document would have to be split and then reviewed at a later date with the INSERT DOCUMENT command.

Editing a document, or, actually, typing it in, is a matter of just entering the words. You are defaulted into INSERT mode, but you can change that if you'd like. Cursor controls are implemented, on their most primitive level (up, down, left, right) via the arrow keys. Additional cursor movements are provided by augmenting the keys with shifts and controls (Table 4). If you happen to forget what they are, as I said, pressing the keypad zero will toggle a display on and off.

Word Juggler does not display text as it will appear on the printed page while you are typing it in. To do that, you can use one of the keypad commands.

Printing

Printing functions can be modified (see Table 5) to produce all of the common enhancements, if your printer is covered in one of the Word Juggler parameter files. Enhancement codes for NEC, Diablo, Xerox, Qume and "other," with or without a backspace facility and with or without a local line feed, are included on

the disk. Also supplied on the disk are three additional parameter files (or filters, as they're called), one for the Silentype, one for the Anadex 9500/9501 and one for the IDS 560. If these do not fit the needs of your

CURSOR LEFT	[LEFT ARROW]
CURSOR RIGHT	[RIGHT ARROW]
CURSOR UP	[UP ARROW]
CURSOR DOWN	[DOWN ARROW]
TAB	[TAB]
WORD LEFT	[SHIFT LEFT ARROW]
WORD RIGHT	[SHIFT RIGHT ARROW]
START OF LINE	[CONTROL SHIFT LEFT ARROW]
END OF LINE	[CONTROL SHIFT RIGHT ARROW]
START OF TEXT	[CONTROL SHIFT UP ARROW]
END OF TEXT	[CONTROL SHIFT DOWN ARROW]

Table 4. Cursor control commands.

UNDERLINE ON	[OPEN APPLE]	[u]	
UNDERLINE OFF	[OPEN APPLE]	[U]	
BOLD ON	[OPEN APPLE]	[b]	
BOLD OFF	[OPEN APPLE]	[B]	
SUPERSCRIP ON/OFF	[OPEN APPLE]	[UP-ARROW]	
SUBSCRIPT ON/OFF	[OPEN APPLE]	[DOWN-ARROW]	
PRINT DOCUMENT AT PRINTER	[SHIFT]	[.]	
PRINT DOCUMENT TO SCREEN		[.]	
TYPE TO PRINTER	[SHIFT]	[2]	
PRINT CURRENT LINE		[2]	
10 PITCH	[ESC]	[4]	
12 PITCH	[ESC]	[#]	
15 PITCH	[ESC]	[CTRL]	[4]
SPECIAL PRINTER CHARACTERS	[ESC]	[p]	

Table 5. Printer controls.

IT'S UNDERSTANDABLE.

Just because there are plenty of chips your home computer understands, doesn't mean you or your imagination does.

That's not understandable.

That's why we're introducing GRAF/TEXT™ ECCLabs' one-of-a-kind system featuring a character generating chip as easy to understand as it is to use.

Pop the GRAF/TEXT™ with software diskette into your Apple II™ or Franklin ACE 1000™*. You've just enhanced your keyboard to a full 96 characters, including the lower case alphabet.

Flip a switch and get access to an extra 96 special purpose characters on your Apple II.™ The graphics replace Inverse and Flashing characters while Normal and Lower case characters remain accessible.

That's intelligent.

So you can finally design your own computer games or compose through simple Print command, using a Basic program.

That's creative.

You don't need a new computer for GRAF/TEXT.™ In fact, you're upgrading your Apple II,™ or expanding the intelligence of your Franklin ACE

1000.™ So you may not be harassed by computer obsolescence.

That's power.



GRAF/TEXT™ is also compatible with several text editors and lower case printers.

But best of all, the GRAF/TEXT™ character generator system is inexpensive. And for \$64.95 you're suddenly faced with infinite game possibilities on a capable computer. One that plays your way.

That's control.

That's because at ECCLabs, we figure you already use your computer. Now try using your imagination.

IT'S UNDERSTANDABLE. IT'S ECCL.



ECCLABS

EAST COAST COMPUTER LABS
221 N.E. 23 ST.
POMPANO BEACH, FL 33064
305 971-8814

*For use on late model Apple II main boards stamped with the numbers 820-0044-XX, where XX is the revision label.

SARDUCHI'S GREAT TIPS



Would you like to get a hold of this shirt and the great software behind it? You can! Just pick from the top programs offered below at our definitely discount prices.

If you slip into our software for more than \$150.00, the Sarduchi Applesseed T-Shirt with Sir Isaac Newton is yours for a mere \$2.00. If your order totals between \$75.00 and \$150.00, the shirt comes for only \$4.00. If your order is less than \$75.00, you still can put on our shirt for just \$6.00. If you don't need any software and you just want the T-Shirt, \$8.00 plus \$1.00 for shipping and handling in our hands will put the shirt in yours. 100% Pre-shrunk cotton, please specify S-M-L-XL.

If you would like to get a firm grip on our software, send \$1.00 for the famous Sarduchi's Kama Sutra Catalog with over 1,000 different software positions, many illustrated with titillating T-Shirt graphics. Yes folks, great floppy disks from us are a guaranteed way to make sure your hardware gives you endless hours of pleasure.

SARDUCHI'S PRICE \$22.50

Apple Panic ● Apple Mechanic ● Beneath Apple Manor
Seafox ● Caverns of Frietag ● Crossfire ● Lunar Leeper
Snack Attack ● Castle Wolfenstein ● Pronto Dos

SARDUCHI'S PRICE \$26.25

Sherwood Forest ● Crisis Mountain ● Choplifter
Knight of Diamonds ● Super Disc Copy ● Canyon Climber
David's Midnight Magic ● Frogger
Tubeway ● AE ● Seadragon

SARDUCHI'S PRICE \$29.95

Pinball Construction Set ● Special Effects ● Rendezvous
Temple of Asaphi ● Zaxxon ● Dark Crystal ● Battlesight
Zork I, II, or III ● Aztec ● Bag of Tricks
Starcross ● Miner 2049er ● Mastertype

SARDUCHI'S PRICE \$37.50

Suspended ● Wizardry ● Deadline
Zoom Graphics

SARDUCHI'S PRICE \$44.95

TG Joystick ● Arcade Machine
Ultima II ● Graphics Magician

All Penguin's Games \$15.95

Ali Baba \$24.75
Bank Street Writer \$52.50
Complete Graphics System \$52.50
Dos Boss \$18.95
Face Maker \$27.25
Flight Simulator \$25.95
Home Accountant \$55.95
Maxell MD-1 Discs \$30.95
Merlin Assembler \$49.75
Multiplan \$205.95
Night Mission Pinball \$23.50
Olympic Decathlon \$23.50
PFS File, PFS Graph \$95.75
PFS Report \$71.75
Snooper Troops 1 & 2 \$34.75
Story Machine \$27.25
Transend I \$75.00
Typing Tutor \$19.95
Visi-Calc \$189.95

To order send check (allow 2 weeks), M/O, certified check, VISA & MASTERCARD: include name, card number, exp. date and phone number. Add \$2.50 for shipping and handling. USA- Foreign and COD extra. California residents add 6% sales tax. Prices subject to change.

PHONE TOLL FREE

1-800-428-7825, ext. 7

(Calif.: 1-800-428-7824, ext. 7)

For Software Orders Only



Information & Order
1-916-272-2738



SARDUCHI SOFTWARE

P.O. Box 1329, Cedar Ridge, CA 95924

///'s Company

BLOCK STORE	[SHIFT] [4]
BLOCK LOAD	[4]
BLOCK MOVE	[SHIFT] [5]
BLOCK COPY	[5]
AUTO CHANGE FROM TOF	[SHIFT] [6]
AUTO CHANGE FROM CURSOR	[6]
FIND FROM TOF	[SHIFT] [1]
FIND FROM CURSOR	[1]
CHANGE BY OPTION FROM TOF	[SHIFT] [3]
CHANGE BY OPTION FROM CURSOR	[3]
BLOCK DELETE MARKER	[CTRL] [4]
BLOCK STORE & DELETE	[CTRL] [SHIFT] [4]

Table 6. Block handling features.

MM/DD/YY	\$DATE
FULL YEAR	\$YEAR
LAST 2 DIGITS OF YEAR	\$YR
MONTH NAME	\$MONTH
3 LETTER MONTH ABRV.	\$MON
MONTH NUMBER	\$MONTH#
DAY NAME	\$DAY
DAY DATE	\$DAY#
TIME (12 HOUR CLOCK)	\$TIME
TIME (24 HOUR CLOCK)	\$TIME24

Table 7. Predefined variables.

sheets. In case of the latter, the program will prompt you to press the space bar when you want the printing to continue. In the printing vein, you can allow pages to break according to the flow of the text. You can also preselect junctures at which you want new pages to begin, either absolutely or according to how many lines are left on the page (conditional paging).

If, after printing the document, you find that there are some changes you'd like to make, you have complete block handling control (Table 6). The standard movements are supported as far as cut and paste is concerned, and instructions are printed out as you use the procedure. The program is *very* friendly in this mode.

One of the treats I enjoy is Word Juggler's ability to format a disk without leaving the word processing system. FORMAT is implemented as part of the main menu commands and works on any disk in the internal drive.

Table 7 will give you an idea of one of the other special features of Word Juggler. It supports variables. You can use one of the predefined ones if you so desire (and if you have a clock), or, for purposes of customizing form letters, you can create your own. When you print the text, Word

Juggler will ask you for the value you want that variable to contain.

The program works very well and, as I said, I have been using it for some time now. (The spelling checker option is one of my favorites.) But that doesn't mean that it's the last word (forgive the pun) in word processors. There are a few things I don't like about it.

Keypad

Some of the time I use my III, in its word processing state, to write programs. Given the amount of editing that might be needed, I think it's a natural offshoot. And that means that I have line numbers to enter. I've had the III longer than I've had Word Juggler and, although I've got a row of numbers above the main keyboard, I've become fond of using the numeric keypad. In fact, all my number entry is done on that keypad. But Quark has redefined it so that it doesn't produce my lovely numbers anymore. It's a lot like trying to train a left-handed person to use the other hand.


Yes, there is a template that will always remind me that these are not real numbers any more, but I also hate templates! My nicely functional keypad has become a multi-defined monster like the TI 99-4 or Sinclair

Apple Peripherals Are All We Make

That's Why We're So Good At It!



The TIMEMASTER Finally, a clock that does it ALL!




- Designed in 1983 using I.C. technologies that simply did not exist when most other Apple clocks were designed.
- Just plug it in and your programs can read the year, month, date, day, and time — down to 1 millisecond!
- Powerful 2K ROM driver — No clock could be easier to use.
- Full emulation of most other clocks, including Mountain Hardware's Appletime (but you'll like the TIMEMASTER mode better).
- Compatible with all of Apple's languages, CP/M and PASCAL software on disk.
- Eight software controlled interrupts so you can execute two programs at the same time. (Many examples are included)
- On board timer lets you time any interval up to 48 days long down to the nearest millisecond.

The TIMEMASTER includes a disk with some really fantastic time oriented programs (over 25) plus a DOS dater so it will automatically add the date when disk files are created or modified. This disk is over a \$200.00 value alone — we give the software others sell. All software packages for business, data base management and communications are made to read the TIMEMASTER.

If you want the most powerful and the easiest to use clock for your Apple, you want a TIMEMASTER.


PRICE \$129.00

Super Music Synthesizer



- Complete 16 voice music synthesizer on one card. Just plug it into your Apple, connect the audio cable (supplied) to your stereo, boot the disk supplied and you are ready to input and play songs.
- It's easy to program music with our compose software. You will start right away at inputting your favorite songs. The Hi-Res screen shows what you have entered in standard sheet music format.
- Now with new improved software for the easiest and fastest music input system available anywhere.
- We give you lots of software. In addition to Compose and Play programs, the disk is filled with over 30 songs ready to play.
- Easy to program in Basic to generate complex sound effects. Now your games can have explosions, phaser zaps, train whistles, death cries. You name it, this card can do it.
- Four white noise generators which are great for sound effects.
- Plays music in true stereo as well as true discrete quadraphonic.
- Full control of attack, volume, decay, sustain and release.
- Will play songs written for ALF synthesizer (ALF software will not take advantage of all the features of this board. Their software sounds the same in our synthesizer.)
- Automatic shutoff on power-up or if reset is pushed.
- Many many more features.

PRICE \$159.00



Z-80 PLUS!

- **TOTALLY** compatible with **ALL** CP/M software.
- Executes the full Z-80 and 8080 instruction set.
- Fully compatible with microsoft disks (no pre-boot required).

- An on-card PROM eliminates many I.C.'s for a cooler, less power consuming board. (We use the Z-80A at a fast 3.58 MHZ)
- Does EVERYTHING the other Z-80 boards do, plus Z-80 interrupts.
- All new 1983 design incorporates the latest in I.C. technologies.
- Complete documentation included.

The Z-80 PLUS turns your Apple into a CP/M based computer. This means you can access the largest body of software in existence. Two computers in one and the advantages of both, all at an unbelievably low price.

COMING SOON: The Z-80 Plus for the Apple III

PRICE \$139.00

Analog to Digital Converter

- 8 Channels
- 8 Bit Resolution
- On Board Memory
- Fast Conversion (.078 ms per channel)
- Eliminates the Need to Wait for A/D Conversion (just PEEK at data)
- A/D Process Totally Transparent to Apple (looks like memory)

The analog to digital conversion takes place on a continuous, channel sequencing basis. Data is automatically transferred to on board memory at the end of each conversion. No A/D converter could be easier to use.

Our A/D board comes standard with 0, 10V full scale inputs. These inputs can be changed by the user to 0, -10V, or -5V, +5V or other ranges as needed.

Information on temperature sensors is given in manual.

The user connector has +12 and -12 volts on it so you can power your sensors.

Accuracy 0.3% Input Resistance 20K Ohms Typ

A few applications may include monitoring and control of ● flow ● temperature ● humidity ● wind speed ● wind direction ● light intensity ● pressure ● RPM ● storage oscilloscope ● soil moisture and many more.

We also manufacture a 16 channel digital input/output board for control applications.

PRICE \$129.00



Ile Only: 80 Column, 64K RAM Card

- Expand your Apple Ile to 128K memory.
- Provides an 80 column text display.
- **TOTALLY** compatible with **ALL** Apple software and languages, there are **NO** exceptions.
- Automatically expands VisiCalc to 95K storage. In 80 columns!
- COMPLETE documentation included. (We don't make you refer to the Apple manual as others do.)

- Uses the same commands as the Apple 80 column board.
- Incorporates the latest high speed, low power I.C. technologies.
- Plugs into the Apple Ile expansion slot.
- Simply the best expansion card for your Apple Ile at any price, offering you phenomenal performance at a very nominal price.

PRICE \$149.00

Our boards are far superior to most of the consumer electronics made today. All I.C.'s are in high quality sockets with mil-spec. components used throughout. P.C. boards are glass-epoxy with gold contacts. Made in America to be the best in the world. All products work in APPLE Ile, II and II+. (Except 80 column card.)

Applied Engineering's products are fully tested with complete documentation and available for immediate delivery. All products are guaranteed with a no hassle two year warranty.

All Orders Shipped Same Day
Texas Residents Add 5% Sales Tax
Add \$10.00 If Outside U.S.A.
Dealer Inquiries Welcome

Send Check or Money Order to:
APPLIED ENGINEERING
P.O. Box 470301
Dallas, TX 75247

Call (214) 492-2027
7am to 11pm 7 days a week
MasterCard, Visa & C.O.D. Welcome

OVERWRITE MODE	[7]
INSERT MODE	[SHIFT] [7]
DELETE TO EOL	[SHIFT] [8]
DELETE CHARACTER	[8]
DELETE TO MARKER	[SHIFT] [9]
DELETE WORD	[9]
TEXT AT	[ESC] [#]
INSERT FILE (TEXT)	[ESC] [%]

Table 8. Editing commands.

DISPLAY TABS	[SHIFT] [0]
DISPLAY CRSR SCTRL KEYS	[0]
DELETE PREVIOUS CHARACTER	[-]
DISPLAY MENU	[ENTER]
LOAD FORM LETTER PKG	[CLOSED APPLE] [.]
START W/PAGES NUMBERED	[CTRL] [.]
START W/PAGE-END W/PAGE	[CTRL] [SHIFT] [.]
TYPEWRITER MODE	[CTRL] [SHIFT] [2]
SET LEFT MGN FOR TYPE	[CTRL] [2]
SET TAB	[SHIFT] [TAB]
CLEAR TAB	[CONTROL] [TAB]
START OF VARIABLE DEFINITION	[CONTROL] [OPEN APPLE] [<]
END VARIABLE DEFINITION	[CONTROL] [CLOSED APPLE] [>]

Table 9. Miscellaneous functions.

portion of text with an insert for the remainder, and that remainder also tries to insert something, an error message is generated.

Alternately, you can use BLOCK LOAD to append text to the main document, but this is not always practical, given the constraints of available memory space. (To you 256K folk, I tip my hat.) The probable solution would be to cram as much as you can into each document segment—perhaps chapter by chapter—and then create an additional document consisting only of insert instructions.

As for the printer filters, those files that allow the use of enhanced printing commands, I appreciate the fact that the people at Quark have gone out of their way to provide as many printer formats as they can. But there seems to be a rampant assumption that someone who uses a computer for typing is going to know all about the machine. It's an unrealistic premise.

Also, is there some law that says you've got to have one character to turn on a feature and another to turn it off? Why add to the number of different keys that have to be remembered (and, despite the two keyboard overlays, that's essentially what has to be done unless you want to stop and hunt for the functions you need). To begin underlining, I press open apple u. When I want to stop it, I have to press open apple shift u. How much code could be involved in turning an underline (or other enhancement) flag on and off via one code?

As long as we're on the subject of printers, my printer (C. Itoh 8015) isn't as consistent with Word Juggler as I'd like it to be. If I embed a few carriage returns in the text, there are occasions when my printer will ignore some of them. Whether or not this is my printer is really not the issue. It is a thing that's happening, and *that's* what's important.

If you can't afford a letter quality printer and your dot matrix substitute has the ability to enhance its printing in one shape or another, you can use the ESCAPE p option in Word

keyboards.

Quark's attempt to simplify command structure is, to my tastes, over-engineering and the one feature that might make me dump the program later on.

When I begin writing an article I like to drop the first line down a bit. Being an old typewriter mutant, usually I accomplish this by pressing the return key a few times. Each one of those returns, although physically one character, eliminates one line from the amount of text I can enter. There are other ways you can do it (one of which is to use the SKIP function), but I'm not sure how far I or any typist should be expected to deviate from old typewriter habits in order to use a computerized word processor.

Any formatting command such as CENTER, or JUSTIFY, or DOUBLE SPACE, which may be interpreted by the program as one character, also takes a whole line from my available typing space. Give it back! I don't want to be put in the position that many mainframe people are in. The Apple III *can* accommodate 256K of memory, but I don't want to be forced into purchasing the extra memory simply because of the idiosyncracies of the program I'm using. If this software had been written for a 48K or 64K machine, I wonder if it would have been done the same way?

Appending Text

You can add another document or section of text to the current document by using the INSERT DOCUMENT command. Trust me on this one—it's a great feature. I use a lot of figures and tables and I can generate them externally to my current text, thus saving space in memory. They are only incorporated in the calling document at print/display time, and even then they do not become a physical part of the document, but remain ancillary text that is pulled in *only* when printing. As I say, this preserves memory, but it's also a two-edged sword.

If I make a change in the main document that affects any of the figures or tables (or if, while printing, I see a mistake in any of them), I have to leave the document I'm currently editing and load in any affected text; which means I've got to jot down the changes I've made and load some or all of the tables and figures. That may not sound like much, but this review, for instance, has over 30 ancillary documents—that's an armful to load, change and save.

I can also use INSERT DOCUMENT to split up text that is longer than memory would normally allow me to print. Unfortunately, you cannot embed insert commands more than one deep. If I have tagged the main

**"Quark's attempt
to simplify command
structure is,
to my tastes,
over-engineering."**

Juggler. The notice PRINTER CONTROL will appear on the screen, and the next line will be sent as a printer control code, not as part of the text.

The problem is that printer controls must appear on a separate line, so if you're looking to stop and start something in midstream, you may not be successful.

There are some minor points about cursor control, too. Apparently the system doesn't recognize the character left behind by the right arrow and tab keys. For example, if you get to a blank line and want to start a table indented slightly to the right, you can use the right arrow key to get there. If you stop and decide to back up a space or two, you've got to use the left arrow key to do it. Trying to use the keypad hyphen to delete the previous character just rings the bell. Likewise, if you tab over to a spot and decide to go back a bit, you're

stuck with the arrow. (But, delightfully, Word Juggler remembers the tab assignments for each document you load in.)

Having now conditioned myself to use the hyphen to delete characters with Word Juggler, it's annoying when I go for it in Basic and I wind up with a bunch of hyphens instead of erased characters. I also think it's in the wrong spot (or at least a poor choice of keys), having fallen victim to the enter key more than once when reaching for the hyphen. Nothing terrible happens—you wind up in the main menu—but you've got to hit enter again to get back to the document you're working on and you

waste time in the process.

Finally, other than physically writing your document to another file, there are no backup procedures. I would have preferred a request to back up the old file that existed (if, indeed, one did), rather than being asked if I wanted to purge the old file and add the new one. (For those of you with a clock, Word Juggler does not seem to write over the old file. Apparently, the older version of the current document is first deleted and the new version is then saved. There is, then, no way to determine creation date and modification date of this document if the storage disk directory is viewed using the CAT command from Basic. Everything is listed as of the last save date/time.)

There's more to the review, and we'll see it next time. Meanwhile, live long and program.

Ciao bene, AppleAmerica! ■

Circle 204 on Reader Service card.



LET YOUR APPLE SEE THE WORLD!

The DS-65 Digisector® opens up a whole new world for your Apple II. Your computer can now be a part of the action, taking pictures to amuse your friends, watching your house while you're away, taking computer portraits ... the applications abound! The DS-65 is a random access video digitizer. It converts a TV camera's output into digital information your computer can process. The DS-65 features:

- **High Resolution** — a 256 × 256 picture element scan
- **Precision** — 64 levels of grey scale
- **Versatility** — Accepts either NTSC or industrial video input
- **Economy** — A professional tool priced for the hobbyist

The DS-65 is an intelligent peripheral card with on-board software in 2708 EPROM. Check these software features:

- Full screen scans directly to Apple Hi-Res screen
- Easy random access digitizing by Basic programs
- Line-scan digitizing for reading charts or tracking objects
- Utility functions for clearing and copying the Hi-Res screen


Use the DS-65 for precision security systems; computer portraiture; robotics; fast to slow scan conversion; moving target indicators; reading UPC codes, musical scores and paper tape and more! **GIVE YOUR APPLE THE GIFT OF SIGHT!** DS-65 Price: \$349.95 / FSII Camera Price: \$299.00 / Combination Price: \$599.00

ADDITIONAL SOFTWARE FOR THE DS-65

—**Picture Scanner:** An applications tool for processing video images for display on the Hi-Res screen. A variety of dithering algorithms are provided, for compressing the digitized image into the Hi-Res screen and simulating grey scales. Price: \$39.95

—**Superscan:** Enables you to enhance the DS-65's Hi-Res pictures with colors! Choose from 21 different colors and assign them to grey scale values, modify pictures, zoom, enhance contrast, etc. Includes print routines for Anadex 9500 or 9501; Epson MX-80GFT and MX-100; and IDS 460 Paper Tiger*. Written for The Micro Works by Magna Soft. Price: \$79.95

*Paper Tiger is a trademark of Integral Data Systems, Inc.



HI-RES PICTURE USING THE DS-65 AND PICTURE SCANNER SOFTWARE

THE **MICRO
WORKS**

California Residents add 6% Tax **MasterCharge/Visa Accepted**

P.O. BOX 1110 DEL MAR, CA 92014 619-942-2400

Compute While You the Buffer that

MICROFAZER PUTS YOU BACK TO WORK

Your computer helps you work fast. Unless the printer is running. Then it doesn't help you work at all. It won't let you enter data or process information. It simply won't compute.

That's where Microfazer by Quadram comes in. It's the print buffer that frees your computer. And lets you keep right on working.

THE BUFFER THAT REMEMBERS IT ALL


Microfazer stores data from your computer in its own memory, then sends it to the printer at the proper rate.

You don't have to worry about losing vital information be-

cause of limited buffer space. Because Microfazer starts with 8K of memory and is expandable to 512K—a full half-megabyte. So it can keep pace with your needs. Now, and in the future.

THE ANY COMPUTER, ANY PRINTER BUFFER


Microfazer is perfect for any buffer task. Word Processing. Accounting. Graphics.



Available at retail stores worldwide.

Print with Microfazer, Remembers It All.

You name it. And it's perfect with any enhancement. Printers. Plotters. Even modems.



You'll find Microfazer in a variety of models and sizes. Some stand alone while others are stackable. There's one that

snaps onto the back of the popular MX Series Epson printers. And another that plugs inside an Epson MX or FX.

There's a Microfazer to interface incompatible devices. And for any data transmission need. Serial or parallel.

QUADRAM REMEMBERS TOO
Whatever your system, Quadram has a buffer to handle it. Including Microfazer's counterpart: Interfazer, for buffering and controlling up to eight computers with one or two printers.

Quadram didn't forget the hardware features either. The Ready LED, manual Reset and Pause/Copy buttons are all part of the

Quadram Quality tradition.

A PRICE YOU'LL GO FOR

You'll be glad to know that you can get Microfazer backed by Quadram Quality at a price that won't stop you from owning one. Parallel to parallel versions start at \$159 (8K). Serial to parallel, parallel to serial and serial to serial versions start at \$199.



SNAP-ON MODEL



INTERFAZER



**MICROFAZER,
THE PRINT BUFFER
THAT REMEMBERS IT ALL.**



QUADRAM
CORPORATION
An Intelligent Systems Company



4357 Park Drive / Norcross, Ga. 30093 / (404) 923-6666
TWX 810-766-4915 (QUADRAM NCRS)

Circle 234 on Reader Service card.

The Applesoft Adviser

by Dan Bishop

Hi-Res Apple Graphics

Last month's column discussed lo-res graphics displays and demonstrated how lines could be drawn, boxes filled in (or painted), histograms drawn and simple figures animated. Using only Basic instructions, a bouncing ball and an animated jumping jack were created to illustrate these principles. In most cases, however, lo-res graphics will be limited to program title pages (using large block characters) and relatively simple games such as tennis simulations and break-out games.

This month I'll tackle hi-resolution graphics. Don't hope to learn everything there is to know about hi-res in this article, however! There is much more than could possibly be covered by a single column. This article will deal first with a review of some of the basics relating to hi-res graphics that were mentioned in the previous article, and then proceed to cover the Basic commands relating to the use of hi-res. Then, a simple approach to formulating shape tables will be presented so that you can quickly produce more sophisticated graphics and animation.

Features of the Hi-Res Graphics Mode

High resolution graphics on the Apple produces a screen display consisting of 280 columns (numbered 0 to 279) and 192 rows (numbered 0 to 191) when in full screen mode. This allows room for 53,760 individual dots to be displayed on the screen. Keeping track of each screen position and the color to be displayed at that location requires a tremendous amount of memory (almost 8200 bytes) to serve as a buffer for storing this information. To use hi-res graphics, and still have room for your program and other memory overhead, you must have a minimum of 16K of

RAM memory installed in your Apple.

Applesoft readily supports two different hi-res buffer areas. The first extends from memory location 8192 through 16383. The second uses locations 16384 through 24575. Thus, if you wish to use both primary and secondary hi-res buffers (referred to confusingly as "pages" in some Apple manuals), you will need at least 24K of RAM memory.

Another memory fact that you need to be aware of is that your Basic program instructions are stored beginning at memory location 2048. This means that, if you are to use the primary memory buffer, and you have a Basic program that is more than 6145 bytes long (8192 minus 2048), then the first time your program clears the hi-res buffer area, the tail end of your Basic program (stored from location 8192 and up) will go up in smoke. One method for dealing with this problem will be discussed in a later article.

One additional related consideration must be dealt with when using the primary hi-res buffer with a 16K system, or the secondary hi-res buffer with a 24K system. Even if your program instructions do not interfere with the RAM needed for your hi-res buffers, the computer may still decide to use some of that memory space to store the values associated with the variables your program is using. To avoid this, it is necessary to fool the computer into thinking that the available RAM is smaller than it really is. The use of the command `HIMEM: 8192` (yes, that command does have a colon!) will cause all variables

to be stored below address 8192, so that the primary buffer will be used only for hi-res graphics. If you are using a 24K system, and using only the secondary hi-res buffer, then `HIMEM: 16384` will accomplish the same task for this memory area, effectively reserving its use for graphics.

The primary hi-res buffer may easily be configured to a screen display that consists of 280 columns by 160 rows, with the bottom 32 rows opened up for a four-line text window at the bottom of the screen. In fact, this is the normal configuration of the primary hi-res display when the command `HGR` is used to switch to this display mode from text mode. As with lo-res, text may be displayed in these rows by using the `VTAB` command to position the cursor down into this window (`VTAB 21`, for example) and then using `PRINT` or `INPUT` statements in the normal fashion. On the other hand, the secondary hi-res display, called by using the `HGR2` command, normally uses full screen mode. Although it is possible to set the secondary display in mixed text-plus-graphics mode (refer to Table 1), clearing the bottom four lines in order to display text information is not an easy task. This problem will be dealt with in a later article also.

Fundamental Hi-Res Basic Commands

Plotting points and drawing lines on the hi-res display is as simple, and in some cases simpler, than carrying out the same task on a lo-res display. As mentioned above, the first command, which instructs the computer to reflect the appropriate memory buffer information from RAM to the video display screen, is either `HGR` or `HGR2`, depending on whether you desire to use the primary or secondary hi-res buffer. Following this, you

Address correspondence to Dan Bishop, Custom Comp, PO Box 429, Buena Vista, CO 81211.

SCHOOL'S OUT . . .

BUT THAT DOESN'T MEAN YOU CAN'T TAKE ADVANTAGE OF OUR STUDENT SOFTWARE DISCOUNT!!



At last, school's out and you've finally got all that time to really get into your Apple. The problem is, where to get the big bucks you need to get the really good software you need to put your time to the most efficient use?

Well, you should have guessed that Southwestern Data Systems could solve that programming problem, just like it solves all the others!

For the **summer only, June 1 to August 31, 1983**, we're offering a terrific Student Discount on our best software. Just check out these prices:

Program development tools:	Retail Price	Student Price*	YOU SAVE
The MERLIN 6502 Macro Assembler	\$ 64.95	\$39.95	\$25.00
Munch-A-Bug 6502 de-bugger	\$ 49.95	\$29.95	\$20.00
Assembly Lines: The Book	\$ 19.95	\$14.95	\$ 5.00
Apple-Doc	\$ 39.95	\$24.95	\$15.00
List Master	\$ 39.95	\$24.95	\$15.00
Routine Machine	\$ 64.95	\$39.95	\$25.00
Amper-Array	\$ 49.95	\$29.95	\$20.00
Amper-Chart	\$ 49.95	\$29.95	\$20.00
Amper-Screen	\$ 49.95	\$29.95	\$20.00
Amper-Sampler I	\$ 49.95	\$29.95	\$20.00
Communications Software:			
Ascii Express: "The Professional"	\$129.95	\$89.95	\$45.00
Ascii Express II (The original)	\$ 59.95	\$34.95	\$15.00
P-Term: "The Professional"	\$129.95	\$89.95	\$45.00
Online	\$ 89.95	\$54.95	\$35.00
Additional Specials:			
Printographer	\$ 49.95	\$29.95	\$20.00
Spanish For The Traveler	\$ 59.95	\$34.95	\$15.00

THE CATCH:

You've got to be a student to get the **Student Discount!** (Sort of follows, doesn't it?). This special offer is extended to students aged 18 or under. To qualify, send us your name, age, school attended and its address along with your order.

As usual, our unconditional 30 day guarantee applies to any of these products, so there's no risk in even trying the software out. If you haven't heard your friends talking about some of these great programs, you're hanging out with the wrong crowd, but don't panic, just call and we'll send you a complete description of our software — but hurry, summer's going fast!

To order, send check or money order to:

*Plus \$3.00 for shipping.
California residents
add 6% sales tax.

SUMMER STUDENT DISCOUNT

southwestern data systems™

P.O. BOX 582-I • SANTEE, CA 92071
(619) 562-3221

must select a color, using the HCOLOR = # command, where # represents some number between 0 and 7. (More about hi-res colors below.)

In order to plot a single point, the command is simply H PLOT XX, YY where XX and YY are the corresponding column (0 to 279) and (0 to 191) location for the dot. Of course, if you are using mixed text-plus-graphics mode, and your YY value is greater than 159, the point plotted will not be visible on the screen, having been plotted behind the text window.

Everything described so far is rather analogous to lo-res techniques. Hi-res is considerably simpler when it comes to drawing lines. Lo-res has two separate instructions used for drawing horizontal and vertical lines, and requires use of a FOR...NEXT loop to construct diagonal lines. Hi-res uses a single command structure for all lines drawn, regardless of their direction or orientation on the screen. To simplify things even further, that command is the same H PLOT command used above to plot a single point, extended with the word TO, followed by the coordinates of a second point. The execution of that command results in a line being drawn between the two points.

For example,

```
H PLOT 120,43 TO 200,43
```

plots a horizontal line on row 43 between columns 120 and 200. The same command can be extended with another TO instruction, forcing the line to a third point, and with yet another TO instruction, sending it off to a fourth point. The only limit on the number of extensions is the 239-character limit set for a Basic instruction line.

Listing 1 illustrates the use of these techniques with a short program that constructs a number of boxes on the screen, using a different HCOLOR code for each box. When you run this program, pay particular attention to the colors of each line. The explanation for their appearance will be discussed next.

Hi-Res Color

Before any H PLOT command may be given, you must specify the color

POKE -16303,0	Select Text Mode.
POKE -16304,0	Select Graphics Mode. Graphics display will not be erased.
POKE -16301,0	Select mixed screen graphics + text mode. Bottom four lines will be open as a text window.
POKE -16302,0	Select full screen graphics mode.
POKE -16299,0	Select secondary buffer. Graphics display will not be erased.
POKE -16300,0	Select primary buffer. Graphics display will not be erased.
POKE -16297,0	Select Hi-Res graphics buffer.
POKE -16298,0	Select Lo-Res graphics buffer.
CALL 62450	Clears current high resolution buffer (and screen to black).
CALL 62454	Clears current high resolution screen to the last HCOLOR that was plotted.

Table 1. Additional commands that may be used to control hi-res graphics displays.

```
10 HIMEM: 8192
15 REM PROGRAM TO ILLUSTRATE HCOLOR CODE CONVENTIONS
20 FOR C=0 TO 7
25   HGR
30   HCOLOR = C
35   VTAB 21: PRINT"<---EVEN---> <---ODD---> <---DOUBLED--->"
40   PRINT"      POSITION OF VERTICAL LINES"
45   PRINT: PRINT"      HCOLOR = ";C;
50   H PLOT 10,10 TO 50,10 TO 50,100 TO 10,100 TO 10,10
55   H PLOT 131,10 TO 161,10 TO 161,100 TO 131,100 TO 131,10
60   H PLOT 200,10 TO 250,10 TO 250,100 TO 200,100 TO 200,10
65   H PLOT 201,10 TO 201,100: H PLOT 251,10 TO 251,100
70   H PLOT 10,120 TO 10,150: H PLOT 80,120 TO 80,150
75   H PLOT 141,120 TO 141,150: H PLOT 161,120 TO 161,150
80   FOR I=10 TO 80 STEP 2: H PLOT I,120: H PLOT I,150: NEXT I
85   FOR I=141 TO 161 STEP 2: H PLOT I,120: H PLOT I,150: NEXT I
90   INPUT"PRESS <RETURN>";X#
95   NEXT C
100 GOTO 20
```

Listing 1. Demonstration program that illustrates the effect of column position on the color a hi-res dot will assume for various values of HCOLOR.

you wish to use for the dot(s) being plotted on the screen. With lo-res, this was a simple matter of selecting a color code between 0 and 15, with the assurance that the color selected would be the color displayed. Things aren't so simple with hi-res. In the first place, only values between 0 and 7 may be used with the HCOLOR command. This doesn't mean that there are eight possible colors, however. It also doesn't mean that there is a direct correlation between the number selected and the color that appears on the screen.

As it turns out, the number selected will correspond to one color for dots being plotted in an even-numbered column (0, 2, 4, etc.) and to a second color for dots being plotted in an odd-numbered column (1, 3, 5, etc.), and, if another dot is plotted right next to the first dot on the same

horizontal row, and the value for HCOLOR is 3 or 7, both dots will appear to be white.

Now, as for the colors themselves, 0 and 4 are the attributes for black, and black is the only color that can be relied upon (since it simply represents the fact that those points plotted with HCOLOR = 0 or HCOLOR = 4 are not displayed on the screen).

If the HCOLOR code used is 3, then the dot that is plotted will be either violet (even-numbered columns) or green (odd-numbered columns), unless there is a horizontally adjacent dot, in which case both will appear white. If the HCOLOR code used is 7, then dots plotted in even-numbered columns will appear blue, those in odd-numbered columns will appear as red or orange, and as before, adjacent dots will both appear as white.

On the other hand, if HCOLOR = 1,

APPLE[®] MODEM. WITH EVERYTHING.

Your best buy in modem history. The **Networker™** a plug-in single-slot direct connect modem for your Apple II, II+, and IIe (or Franklin, Albert, or other Apple compatible computer). You are immediately linked to the vast network of computers — data bases like the Source[®] Compu-serve[®] or Dow Jones[®] friends, banks, businesses, and hundreds of local "bulletin boards." For only \$129. There's absolutely nothing else to buy. And it even comes with software.

This is the modem that does it all, and does it for less. The Apple Communications Card is on board, so you won't need to buy one. That will save a bunch. It's 300 baud, the most commonly used type of modem. It comes complete with its own communications software on Apple compatible disk, giving you features *no* modem offers.

Like "data capture" to lock the messages into your Apples' RAM, and then move the information onto a disk for easy reference and review. A terminal program that turns your computer into a communications command center, displaying on-screen "help" menus, continuous updates of memory usage, carrier presence, baud rate, communications status, all while taking in and displaying information from any computer.

The **Networker** supports both originate and answer modes, so you can send and receive information, in full or half duplex modes. And it's all easily programmable right from the keyboard of your Apple computer. All you do is plug **Networker** into any slot (except 0) in your Apple computer. It'll even ask you what slot it's in. It's that easy to use.

\$129

NETMASTER™ COMMUNICATIONS SOFTWARE

For \$179 we include the even more incredible **Netmaster** software for advanced users. **Netmaster** is a "communications freeway" that lets you speed any Apple file to another Apple through noisy phone lines, without errors. **Netmaster** even includes its own Disk Operating System to control the flow of information and leave you over 40K of "buffer" memory from your 64K RAM. And there's always help when you want it. On screen. Status indicators keep you fully updated.

Netmaster will let you transfer games, computer graphics, programs, sales reports, documents, any DOS 3.3 file, all directly from disk to disk, all with computer (not telephone) accuracy. **Netmaster** is completely configurable to understand any computer, even mainframes. File size is unlimited.

But **Netmaster** is not stuffy. It will talk to the other communications packages like Visiterm[®] or ASCII Express[®]. Of course they don't support **Netmaster's** superb error checking, that guarantees you won't miss even a comma. It doesn't only talk to the **Networker** either. It will also talk to those more expensive modems from Hayes and Novation.

And **Netmaster** is fast. It transfers information disk to disk three to five times faster than the others. Of course **Netmaster** is fully compatible with them. But if you want things to happen really fast, talk to another **Netmaster**.

We sell **Netmaster** by itself for \$79, and even if you have another modem for your Apple, **Netmaster** is an outstanding value. It will even support auto dial and auto answer. **Netmaster** requires 48K of Apple memory, disk drive and DOS 3.3, and ZOOM's **Networker** modem or another modem. It can also be used without a modem when two Apples are hard-wired together, using a 6850 or 6551-based interface card.

Networker, Netmaster, and Networker/Netmaster combo are all produced in the USA by ZOOM Telephonics, producers of the popular **DEMON DIALER**. The **Networker** is FCC registered, and all products come with a one-year warranty.

HOW DO I GET ONE? OR TWO?

Check with your computer dealer. Or call us direct at 1-800-631-3116, and we'll let you know where to get them in your area.

Massachusetts residents call 617-423-1288.

The following are trademarks: Apple, by Apple Computer, the Source servicemark by Source Telecomputing, CompuServe by CompuServe, Dow Jones by Dow Jones & Company, Visiterm by Visicorp, ASCII Express by Southwestern Data Systems, DEMON DIALER by ZOOM Telephonics. ©1983 ZOOM Telephonics, Inc.

ZOOM

ZOOM Telephonics, Inc.
207 South Street, Boston, MA 02111

HCOLOR	even column	odd column	double horiz. dots
0	black	black	black
1	black	green	green
2	violet	black	violet
3	violet	green	white
4	black	black	black
5	black	red	red
6	blue	black	blue
7	blue	red	white

Table 2. HCOLOR code conventions. Note that if HCOLOR has a value of 3 or 7, any two horizontally adjacent dots will appear to be white.

then the color being plotted will be green and the dot will appear only if the column is odd). The same rule holds for HCOLOR = 5 for red (or orange) dots. By the same token, if HCOLOR = 2, then the color being plotted will be violet and the dot will appear only if the column is even-numbered. This rule also is in force for HCOLOR = 6 and blue dots. Table 2 lists these relationships.

Of course, if you are using a black and white monitor or a green screen, lighted dots will appear as white (or green), with no regard to their color designation. The program in Listing

1 draws several boxes with special regard being given to column positioning and color designations to illustrate these concepts. Notice that, in order to obtain a white vertical line, it was necessary to plot two vertical lines side by side using HCOLOR = 3, and that a horizontal line having a specific color could be produced using HCOLORS of 3 or 7 by skipping every other position in order to avoid having adjacent dots blend to a white.

Based on Listing 1, it becomes apparent that only three HCOLOR designations need to be used (0, 3, and 7),

as long as care is taken in determining which columns are used for the points that define the object to be displayed. If you make good use of the STEP 2 feature of FOR...NEXT loops, you can define any horizontal line color you wish with these three color codes. Of course, this means you will be using HPLOT...TO as a command only for vertical lines and for white horizontal lines.

Shape Tables Made Easier

Applesoft provides a very sophisticated and convenient method for displaying a predefined shape or object on the monitor when hi-res graphics are being used. Several shapes may be predefined, and the command:

`DRAW ## AT XX, YY`

causes shape number ## to appear at column XX, row YY on the screen, instantly (much faster than if the object were drawn using HPLOT instructions). A similar single command can be used to erase the image from the screen without going through the process of changing the color designations. This command has the same format as the DRAW command, and is:

`XDRAW ## AT XX, YY`

Furthermore, the size of the object can be changed by using the command:

`SCALE = ##`

where ## may be any number from 1 to 255, with 1 representing the object as defined, 2 representing a displayed image twice the size of the defined image, etc.

Finally, the command:

`ROT = ##`

where ## may be any number from 1 to 255, may be used to make the displayed image appear to have been rotated some number of degrees (depending on the current scale value) within the two-dimensional plane of the screen.


It is important to assign the desired values to SCALE and ROT before DRAW is used so the computer can know just how the image is to be displayed. This is the easy part.

The difficult part, of course, is defining the image itself and storing

Circle 365 on Reader Service card.

TROUBLE-FREE INVESTMENT TRACKING

Use the STOCK PORTFOLIO SYSTEM and your IBM PC or Apple II or III to track stocks, bonds, CD's, options, cash accounts and other investments. Provides recordkeeping reports and timing notices. Stores quotes for historical recall. Computer or investment expertise not necessary. A complete monitoring system at your fingertips. See your dealer. Or send a check for \$185 + \$2 shipping (California residents add 6% sales tax). C.O.D. available.



Apple trademark of Apple Computers, Inc.
Dow Jones News Retrieval is a registered trademark of Dow Jones & Co., Inc.

SMITH MICRO SOFTWARE

P.O. Box 604, Sunset Beach, Ca. 90742 (213) 592-1032.

EDX/AB

First Move Does NOT Plot		First Move DOES Plot	
up-plot-up	32	plot-up	4
up- right	8	plot-up-plot-up	36
up-plot-right	40	plot-up- right	12
up-plot-down	48	plot-up-plot-right	44
up- left	24	plot-up-plot-down	52
up-plot-left	56	plot-up- left	28
		plot-up-plot-left	60
down-plot-up	34	plot-down-plot-up	38
down- right	10	plot-down- right	14
down-plot-right	42	plot-down-plot-right	46
down- down	18	plot-down- down	22
down-plot-down	50	plot-down-plot-down	54
down- left	26	plot-down- left	30
down-plot-left	58	plot-down-plot-left	62
right-	1	plot-right-	5
right-plot-up	33	plot-right-plot-up	37
right- right	9	plot-right- right	13
right-plot-right	41	plot-right-plot-right	45
right- down	17	plot-right- down	21
right-plot-down	49	plot-right-plot-down	53
right-plot-left	57	plot-right-plot-left	61
left-	3	plot-left-	7
left-plot-up	35	plot-left-plot-up	27
left-plot-right	43	plot-left-plot-right	47
left- down	19	plot-left- down	23
left-plot-down	51	plot-left-plot-down	55
left- left	27	plot-left- left	31
left-plot-left	59	plot-left-plot-left	63

Note: No code is given for any pair that ends in an upward movement without plotting first. That is, be sure your second arrow isn't simply "up" (a "plot-up" is acceptable).

Table 3. Hi-res shape table vector codes. Refer to the text for rules regarding selection and use.

```

10 HIMEM: aaaa
20 POKE 232, bb
21 POKE 233, cc
30 DATA dd, 00, ee, ff, gg, hh, ..., ... etc
31 DATA x1, x2, x3, x4, x5, x6, ..., ... etc, 00
32 DATA y1, y2, y3, y4, y5, y6, ..., ... etc, 00
   (all shape codes are entered here as data elements)
50 FOR I=1 TO mm: READ A%: POKE pppp + I, A%: NEXT I

```

Listing 2. Recipe for entering shape table data into a Basic program. Refer to text for explanation.

that image in RAM as a shape table. The process described in Chapter 9 of the *Applesoft Manual* is complete enough, but requires some understanding of binary and hexadecimal arithmetic. The method I am about to present sticks to good old decimal, and uses the values shown in Table 3 to define the shape vectors. Furthermore, the Basic code in Listing 2 can be used as a general format for any program in which a shape is to be defined and stored in RAM—sort of a cookbook type of procedure. Simply provide the appropriate numbers (described below) to replace the lowercase letters used in that listing.

The Shape Codes

Listing 2 contains the actual shape

codes for each image in lines 31 through 49 as data elements that are read in line 50 and poked into RAM. In Listing 2, the shape codes are represented by x1, x2, x3, etc. for shape number 1. The 00 at the end of line 31 is the last data element for that shape, indicating to the computer that the definition for the shape is finished. Shape number 2 has its codes stored as data elements in line 32 as y1, y2, y3, etc. The sequence of codes for this shape also ends in 00. If more shapes are to be defined within the program, simply follow this procedure. Enter the codes for each shape in sequence as elements of a data line, and end the shape definition with a 00.

To determine the numbers to use, you must start with a sheet of graph

At Last! A Full Screen Editor for Applesoft!

■ **EDX/AB** is not to be confused with Applesoft *line* editors where each line to be edited must be individually called up. It is a full screen editor that lets you insert, change or delete anywhere on the screen.

■ **EDX/AB** lets you scroll through your program in both directions. That's right! It lets you scroll both forward and backward, continuously or one line at a time.

■ **EDX/AB** is controlled by the top row of keys on the keyboard, which serve as pseudo-function keys. A graphic symbol for each function is printed on a detachable strip.

■ **EDX/AB** is written completely in machine language. It requires Apple II with 48K, Applesoft in ROM, 1 or 2 drives, DOS 3.3.



Yes, please send EDX/AB at \$59.95, plus \$2.50 for shipping and handling.

I have Apple II Apple II+ Apple IIe

Name _____

Address _____

State _____ Zip _____

Cheque enclosed. No COD's. IC

Troy Software Design

63 Roseview Avenue
Richmond Hill, Ontario
Canada L4C 1C6
Order by phone 416/884-4527

Apple II and Applesoft are trademarks of Apple Computer, Inc.



paper and place a dot in the center of each square that is to be lit. Keep in mind the color/column problem when sketching this image. You may want to be sure that all dots are doubled (horizontally) and use a color code of 3 or 7 to be sure that a vertical line in your shape doesn't mysteriously disappear!

When you have finished plotting the dots on graph paper, you must decide where you wish to begin your shape definition. This is an important decision, because when you go to draw the image onto the screen, the XX, YY coordinates that you use with the DRAW command will correspond to the first square you define in your shape table. (The starting square does not have to contain a dot.) Also, the rotation command will rotate the image about this first square. Thus, you may want to select a square in the center of the image for symmetri-

cal rotations, or a square at the outer edge for a different effect.

Starting with this first square, draw an arrow to the center of an adjacent square. This square does not necessarily have to have a dot in it either, but it must be horizontally or vertically adjacent to the square you are using for a starting point. (In other words, no diagonal moves are allowed.) Now draw a second arrow from that square to one of the squares adjacent to it. You have drawn two arrows. The object of this game is to eventually connect all of the dots with pairs of arrows. There are only two rules to be followed. The first is that the arrows must be drawn horizontally or vertically (never diagonally). The second is that if the first arrow in a pair must begin in a box without a dot and move vertically upward into another vacant box, then the second arrow may not also

move vertically upward. That is, two upward moves from boxes that do not contain at least one dot are not allowed to make up a pair.

Following these rules, draw two arrows at a time and refer to Table 3 to determine the decimal code that corresponds to these two moves. It may be helpful to refer to each arrow using the following designations. If the arrow begins in a box that has no dot, then refer to the move as either "up," "down," "right" or "left." If the arrow begins in a box that has a dot, refer to the move as "plot-up," "plot-down," "plot-right," or "plot-left." In other words, a "plot-up" means "plot a point in this square and then move up." For example, if a given pair of arrows are both pointed upwards, and both start in boxes containing dots, then the arrows make a "plot-up-plot-up" pair, and, from Table 3, this pair has a 36 for its deci-

Circle 68 on Reader Service card.



BASEBALL BUFFS— PLAY BALL!

The flag waves in the breeze—your computer plays "Take Me Out To The Ball Game"—you hear the last bars of the National Anthem and then—Play Ball!

You're at bat. The pitcher hurls the "question ball" at you. Some are easy—right over the plate. Some are tricky curves. If you answer correctly, the ball zooms out of the infield and you race toward first. Depending on the difficulty of the question, you'll hit doubles, triples, even homers...but only if you really know your baseball. There are two levels of difficulty; so you can start in the minors and work your way up to the major leagues.

I.Q. Baseball features realistic animation and the sounds you hear at the real ball park. Hit a homer—and you'll even get a "high five" from your team mates.

If your computer has 48K and a disk drive, you can play I.Q. BASEBALL on Apple II+/IIe

Only \$24.95

Available soon—Separate disks each containing questions on your favorite American League or National League Team. Or one entire disk of questions on the World Series. Only \$14.95

Ask for I.Q. BASEBALL at your favorite computer software store or order directly from DAVKA.

Call Toll-Free 1-800-621-8227

In Illinois call 1-312-944-4070



DAVKA
CORPORATION

845 North Michigan Avenue • Suite 843 • Chicago, Illinois 60611

"YOU DON'T HAVE TO GET HIT OVER THE HEAD TO REALIZE HOW QUICKLY APPLE TECHNOLOGY IS CHANGING."

"It used to be that those one-size-fits-all computer magazines were fine for learning more about computing. In fact, they were about all one could find. And it was a treasured issue indeed that contained more than one article about your particular system.

The gravity of this situation was beginning to dawn when suddenly it struck me... and I made the greatest discovery of my career, **inCider**.

inCider is a monthly magazine devoted exclusively to the Apple* computer. Each issue contains more Apple-specific information than any other magazine, including:

- programs
- articles
- applications
- new product announcements
- reviews
- tutorials
- utilities

inCider promises to revolutionize the world of Apple computers and for only \$24.97. You'll receive 12 monthly issues of **inCider** loaded with money-saving ads and advice, each issue saving you several times your initial investment. Enclose payment or use your credit card and receive a 13th issue FREE! It doesn't take a genius to know a great deal when he sees one."

Send in the attached order form, the coupon below, or call toll free

1-800-258-5473

inCider Subscription Department
PO Box 911, Farmingdale, NY 11737

*Apple is a trademark of Apple Computer Inc.



I want a subscription to **inCider** for one year at \$24.97.
 I understand that with payment enclosed or credit card order I will receive a free issue making a total of 13 issues for \$24.97.

Check enclosed MC VISA AE Bill me

Card# _____ Exp. date _____

Signature _____

Name _____

Address _____

City _____ State _____ Zip _____

Canada and Mexico \$27.97, 1 year only, US funds. Foreign surface \$44.97, 1 year only, US funds drawn on US bank. Please allow 6-8 weeks for delivery.

inCider Subscription Dept., P.O. Box 911, Farmingdale, NY 11737 338F5

mal designation.

When you have successfully connected all of the dots in your figure, you should also have a list of codes that relate each successive pair of arrows to a decimal code obtained from Table 3. This sequence of numbers is your shape definition, and, if this is to be shape number 1, these numbers correspond to x1, x2, x3, etc., in line 31 of your program. Don't forget to add a 00 to the end of this data list.

Continue with this process until you have defined all of the shapes your program will use and have entered their codes into appropriate data lines. Listing 3, which contains a sample program that uses hi-res graphics techniques, defines two shapes to be saved in the shape table. The first, a simple ball, is defined in line 31. The second, a cross or star, is defined in line 32.

There is one other task to be done

before the shape table definition is completed. The data elements of line 30 must be determined. The first data element, dd, is simple. This number corresponds to the number of different shapes you have defined. In Listing 3, the number is 2, corresponding to the fact that two shapes have been defined.

The second element in line 30 is always 00. Then things get slightly more complicated. The remaining data elements in line 30 are actually taken in pairs. You will have as many pairs of data elements as you have shapes in your shape table. So cc and ff together are related to shape number 1, gg and hh are related to shape number 2, etc. But to determine the numbers to use in these positions, you must first draw two dashes for each shape you have defined and separate each dash with a comma. At this point, line 30 may look like this:

```
30 DATA 05,00,-,-,-,-,-,-,-,-,-,-
```

This assumes that you have five shapes in your table. Note that there are ten dashes (two for each shape).

Now, starting at the first data element in line 30, count the number of data elements (including dashes) that will have to be read before encountering the first data element for shape number 1. In this case, the number will be 12. Data elements 3 and 4 in line 30, taken as a pair, are used to give this value to the computer. Since the number 12 is less than 255, data element 3 will be 12, and data element 4 will be 00. Line 30 now looks like this:

```
30 DATA 05,00,12,00,-,-,-,-,-,-,-,-
```


Start counting again at the first data element in line 30, and count the number of data elements that will have to be read before encountering

Circle 373 on Reader Service card.

Voice Machine Communications Inc.

VOICE INPUT MODULE

for Apple II® & Apple II-E®



FEATURES

- No application programming necessary
- Near perfect recognition 98%+
- Unlimited vocabulary using eighty word/phrase subsets
- Recognizes anybody's voice
- Multi-lingual recognition
- Allows simultaneous input of voice and keyboard

APPLICATIONS

The VIM is designed to add voice input to ANY existing Apple II application:

- Word Processing
- Data Input and Retrieval
- Education
- Business
- Graphics
- Industrial Automation
- Programming
- Measurement, Inspection and Testing
- Control Systems
- Games and Entertainment
- Aid for Handicapped

VIM FOR APPLE II CONTAINS:

Voice Input Module 2020C with:

- 16 channel audio spectrum analyzer
- 6803 high speed microcomputer
- 8K Bytes of RAM, 4K Bytes of ROM

Voice Utility Diskette with:

- Vocabulary builder/editor
- Recognition software
- Prompting vocabulary trainer
- Vocabulary tester

Microphone, Users Manual, cables and connectors.

DESCRIPTION

The VIM converts spoken words to commands or data for your application programs. The Voice Input Module has unexcelled spoken word recognition accuracy at an unmatched price.




For ordering or information contact:

VOICE MACHINE COMMUNICATIONS, INC.
1000 S. Grand Avenue, Santa Ana, CA 92705
Phone (714) 639-6150

Trade Mark

Mastercard Visa Accepted Dealer Inquiry Invited

Micro Power Bench™



**NEW!
POWER
SURGE**

- Single Switch Control of CPU and Peripherals
- Built in circuit breaker protects your system
- Four power expansion outlets
- Opt. Power Surge (\$40), Opt. Cooling Fan (\$40)
- IBM, Apple, TRS, Atari, Commodore, Others



Dealer & Ordering Info
800-343-4311

Master Charge and Visa Accepted
Shipping & Handling Charges Additional

CAB-TEK, Inc.

Riverside St., Nashua NH 03062

**DESKTOP ACOUSTIC
SILENCERS FOR
ALL POPULAR PRINTERS
\$99. TO \$199.**

MAIL ORDER PRICES FIRST CLASS SERVICE

My prices are just as good as anyone else's, but I don't charge 2% this and 3% that. Just \$3 shipping. If you need help in deciding what business or other software is just right for you, I'll provide you with a no-nonsense, detailed personalized report of what's available. What's more, if it doesn't work OR if it doesn't work for you--exchange it, get your money back, or get a credit towards another product. I'll match my competitor's price; they can't match my service.

THIS MONTH'S SPECIALS

CHOPLIFTER	24.45	BANK STREET WRITER	47.95
MINER 2049er	27.45	MULTIPLAN	192.00
S.A.M.	86.95	SUPERTEXT (PRO)	68.95
KNOW YOUR APPLE	23.95	WORD HANDLER	134.95

VULCAN SOFTWARE

1805 SAULTER ROAD
BIRMINGHAM, AL 35209

(205) 871-5510

*SPECIALISTS IN HELPING THE NOVICE GET STARTED IN
PERSONAL COMPUTING*

TOUCH AND GO

Touch the Magellan LIGHT PEN to your Apple II[®] or Apple IIe[®] and watch your graphic and game designs come to life. This amazing new LIGHT PEN gives you high-speed, high-resolution graphics with the control of one dot accuracy.

Unlike competitive pens which take up a slot, the Magellan LIGHT PEN connects to a micro-miniature electronic module you plug into your computer game port. Its input/output transparent design lets you use the same port for game paddles, joysticks and other accessories.

To use the LIGHT PEN, think of it as normal pen and paper—except the paper is replaced by your monitor. Simply point the pen on the screen and press the programmable switch on the pen's body. In seconds, you can draw points, lines, circles, squares and other standard shapes. Once a drawing is complete, it can be saved and/or printed to be used or edited later.

In addition, the Magellan LIGHT PEN includes these extra features for even quicker, more accurate graphic designs:

- & Driver Software included
- Versatile Graphics Drawing Software
- Complete Documentation
- Provides Vertical Blanking Signal for flicker-free graphics
- ACCU-TRAK Sensing Circuitry for precise designs

Get your hands on the Magellan LIGHT PEN and you'll never want to let go! Order today, or call for more information. The LIGHT PEN and software package is only \$189.95. MasterCard and VISA accepted, dealer inquiries invited.

Magellan

COMPUTER, INC.

4371 East 82nd Street, Suite D
Indianapolis, IN 46250
(317) 842-9138

Apple and Apple II are registered trademarks of Apple Computer, Inc.


```

10 HIMEM: 8192
20 POKE 232,00
21 POKE 233,64
30 DATA 02,00,06,00,16,00
31 DATA 18,63,32,36,41,45,50,54,59,00
32 DATA 36,36,12,50,54,54,54,30,32,36,36,63,63
33 DATA 23,41,45,45,45,45,45,24,63,63,00
50 FOR I=1 TO 41: READ A%: POKE 16383 + I, A%: NEXT I
59 REM MAIN PROGRAM STARTS HERE
60 HOME: VTAB 22: PRINT " THE CANNONBALL EXPRESS"
70 GOSUB 900
200 T=5: B=154: L=0: R=61: X=150: Y=50
205 GOSUB 960: GOSUB 1250: GOSUB 1000
210 L=R: T=154: R=215: GOSUB 960
220 GOSUB 1800: GOSUB 2000
230 GOTO 150
240 END

899 REM SUBROUTINE TO PLOT UNMOVING OBJECTS (BACKGROUND)
900 HGR
905 SCALE = 2
910 ROT = 1
915 HCOLOR = 2
920 HPLLOT 0,10 TO 50,10
925 HPLLOT 46,10 TO 46,159
930 HPLLOT 220,159 TO 220,129 TO 230,129 TO 250,159 TO 220,159
935 HPLLOT 0,159 TO 279,159
940 RETURN

959 REM SUBROUTINE TO PLOT HORIZONTALLY ROLLING BALL
960 FOR I=L TO R
965 HCOLOR = 1: DRAW 1 AT I,T
970 XDRAW 1 AT I,T
975 NEXT I
980 RETURN
999 REM PLOT FALLING BALL; USED FOR BOUNCING BALL ROUTINE
1000 FOR I=T TO B
1005 HCOLOR = 1: DRAW 1 AT R,I
1010 XDRAW 1 AT R,I
1015 NEXT I
1020 PRINT CHR$(7);: REM RING BELL
1025 GOSUB 1250: REM ROTATE STAR
1030 T=B-(B-T)/1.5: REM CALCULATE NEW T FOR BALL BOUNCE.
1035 FOR I=B TO T STEP -1: REM ROUTINE FOR RISING BALL
1040 DRAW 1 AT R,I
1045 XDRAW 1 AT R,I
1050 NEXT I
1055 R = R + 10
1060 GOSUB 1250: REM ROTATE STAR
1070 IF B-T > 5 THEN 1000: REM REPEAT BOUNCE ROUTINE
1080 RETURN

1199 REM SUBROUTINE FOR CANNON BLAST
1200 FOR I=1 TO 255 STEP 4
1205 ROT = I
1210 HCOLOR = 3: DRAW 2 AT X,Y
1215 NEXT I
1220 RETURN

1249 REM SUBROUTINE TO DRAW STAR AND CALC. NEW ROTATION VALUE
1250 ROT = Z
1255 XDRAW 2 AT X,Y
1260 Z = Z + 4
1265 IF Z > 255 THEN Z=1
1270 ROT = Z
1275 HCOLOR = 3: DRAW 2 AT X,Y
1280 ROT = 1
1285 RETURN

1799 REM SUBROUTINE TO DRAW CANNON
1800 HCOLOR = 2
1805 HPLLOT 220,134 TO 190,105 TO 190,100 TO 195,95 TO 230,129
1810 X=190: Y=100
1815 GOSUB 1200
1820 RETURN

1999 REM SUBROUTINE TO PLOT FLIGHT OF CANNON BALL
2000 FOR I=190 TO 0 STEP -1
2005 HCOLOR = 1: DRAW 1 AT I, I/2
2010 XDRAW 1 AT I, I/2
2015 NEXT I
2020 RETURN

```

Listing 3. The Cannonball Express. A demonstration program that uses hi-resolution graphics techniques, shape tables and animation.

the first data element for shape number 2. This number will be the number entered in place of the next two dashes shown above. Again, if the number counted is less than 255, then the number is simply entered in place of the first dashed line, and a 00 is entered in place of the second. On the other hand, if the number is greater than 255, then divide the number by 256. For example, if shape number 1 requires 626 data elements, then the count to get to the first element of the second shape would come to 638. The number 638 is divided by 256, yielding 2.49219. The integer value of the result (for example, the number 2 if the result is 2.49219) is placed in the second position (where 00 was used in the examples above) for that pair of dashes. Then multiply the decimal portion (0.49219 in this case) by 256 to arrive at the number to be placed in the first position for that pair. Since 0.49219 times 256 equals 126, line 30 now looks like this:

```
30 DATA 05,00,12,00,126,02,-,-,-,-,-
```

This process is continued until all of the dashes in line 30 have been replaced by numbers. Finally, count all of the data elements starting with line 30, and enter the result in line 50 to tell the computer how many elements to read. That is, referring to Listing 2, enter the number of elements counted in place of mm.

Where in Memory

The last task to be accomplished is to define exactly where in memory the shape table is to be stored. This may be dictated by the amount of RAM your Apple contains. For example, if you have 24K and you plan to use both hi-res buffer areas, you may want to preserve RAM clear up to address 24575 so as not to interfere with the secondary hi-res buffer area. So, you might elect to store your shape table beginning at 24576. In line 50, the pppp would correspond to 24575 so that the first data element read would be poked into memory location 24575 + 1, or 24576. Lines 20 and 21 are also related to that number, 24576, and the values for bb and for cc are found using the same technique described above. First find the inte-

ger value of 24576 divided by 256. This is 96. Enter 96 in place of the cc in line 21. Next, take the decimal remainder, multiply it by 256, and enter the result in place of the bb in line 20. This result is 00 in this case.

On the other hand, if you have 16K of RAM to work with, or if you have more than 16K but are only using the primary hi-res graphics buffer, you might elect to save your shape table immediately above the memory area reserved for this primary buffer, beginning at address 16384. Line 50 would use 16383 in place of pppp, and since 16384 divided by 256 is 64, with no remainder, line 20 would contain 00 for bb and line 21 would contain 64 for cc.

The last consideration is for the value to be used by the HIMEM: command. In the cases cited above, where the primary buffer is to be used, the value of 8192 should be substituted for aaaa in line 10. On the other hand, if only the secondary hi-res buffer area is to be used, then 16384 could be used in line 10.

The Cannonball Express

Listing 3 is a demonstration program that illustrates several of the techniques that have been described above for hi-res graphics displays. Since this program uses only the primary hi-res buffer area, HIMEM is set to 8192 and the shape tables are poked into addresses just above this buffer, beginning at address 16384 (see lines 20, 21 and 50).

As mentioned above, only two shapes are used in this program. The first shape requires 10 data elements, and the second requires 25. This means that, to get to the first element of shape number 1, 6 elements must be read, while to get to the first element of shape number 2, 16 elements must be read. These values, 2, 6, and 16 appear in line 30. I'll leave it to you, with pencil and graph paper at hand, to work through the shape codes, using Table 3, and trace out the actual shapes defined.

The program itself makes use of subroutines for each of the images displayed. In some cases, several parameters are set before the subroutine

is called so that the position and orientation of the object is properly defined. Furthermore, the program, once begun, settles into an infinite loop (line 230) and can only be interrupted using the reset key.

The subroutine at 900 sets the initial values to be used by SCALE and ROT for later subroutines, and then uses simple H PLOT commands. A moving ball (shape number 1) is drawn on the screen. Its highest position is specified by T (top row number) and its lowest position (bottom row) by B. Its leftmost position is designated by L and its rightmost position by R. A star (shape number 2) is drawn at position X,Y on the screen. These six parameters are defined in line 200 before going to the subroutines that actually draw the figures on the screen.

The subroutine at line 960 draws a horizontally rolling ball, rolling between columns L and R. Subroutine 1250 draws a star on the screen, giving this figure a specific rotation value based on Z. Each time the star is drawn, the value of Z is incremented by 4, until its value reaches 255 and Z is reset to 1. Subroutine 1000 is similar to subroutine 960, except that the row position of the ball is now changed instead of the column position, causing the ball to appear to fall from T to B down the screen. When the ball hits the bottom, a bell rings, the star rotates, and a new value for T is calculated so that the ball can rise to this new, lower level, on a bounce.

At the top of the bounce, the star rotates again and the process repeats itself from the falling ball, until the ball simply rolls along and disappears inside a box (line 210). Suddenly a cannon appears at the box, a blast is seen at its muzzle, and the ball reappears, flying through the air to its original position (subroutine 2000).

An interesting relation exists between the star and the cannon blast. Both use the same figure, shape number 2. The difference is that, as the star rotates, the old shape is erased before the new one is drawn. With the cannon blast, the star is drawn and redrawn in several rotations without being erased. The effect ac-

tually does resemble a blast from a cannon!

Conclusion

I hope that the method described above for using shape tables will encourage you to give it a try, particularly if you have attempted to use this technique before but had difficulty following the procedures described in the Applesoft manuals. Try using shapes to define different positions of an object in motion and then DRAW and XDRAW them onto your hi-res screen in rapid succession. Compared with the lo-res attempt at animation in last month's column, you will be quite pleased with the results.

Next month's column will be devoted to the construction of educational programs. Having spent ten years in teaching science, and knowing the types of problems students encounter in trying to master difficult material, I have some very definite ideas on how educational programs ought to be designed. I have also taught several graduate extension courses for public school teachers dealing with using the microcomputer in the classroom. With that as background, I am looking forward to sharing these ideas with you. Until then, happy experimenting with high-resolution graphics! ■

Circle 119 on Reader Service card.

Feared Lost!

Recently found, a meticulously detailed map of the caverns in **Colossal Cave**. Reproduced from pictograms lining the chambers of the Cartographer King.

Adventurers lost in the "twisty little mazes" have been located and re-united with their families.

Annotated and cross-referenced by chamber, this "road map" will not lead you by the hand, but will facilitate your movements and enrich your enjoyment of the puzzle.

Based on the legendary original Adventure, and follows Microsoft's popular version.

\$3.95, ppd, cash, check or money order to:

STERLING SOFTWARE
120 Pepperidge Place
Sterling, Virginia 22170

Bent on Business

by Gregory R. Glau

A Slice of Time

What's more natural to do on your Apple than create pie charts? This type of graph—with which everyone is kind of familiar—is perfect for displaying “parts of the whole.” For specific business applications it sends its own distinct messages.

You'll find the most productive use of pie charts in your business. Where do your sales come from? What's your overhead breakdown? Where do your employees spend their time (and your payroll dollars)? What part of your expenses go for utility costs or telephone charges or taxes?

Most other types of graphs use a time series approach to present their information. Usually the vertical scale measures the graphic equivalent of your data, while the scale that runs horizontally indicates the passage of time. So a line or bar chart will show you how your sales or overhead or

utilities, for example, have moved in dollars over a period of time.

You can also use a bar or line chart to *compare* two or more sets of information. To see what last year's monthly sales look like next to this year's amounts. To see how your advertising is working as you compare its costs to your sales revenues. To see how your accounts receivable totals compare to the cash you're collecting.

A pie chart, though, has the unique ability to convey how each individual part relates to the whole picture—how much of the entire pie each slice is. It gives you a perspective you can't get from the numbers themselves or from another type of graph. And almost everyone can understand a pie chart and quickly see what the graph is meant to show. The pie chart brings your numbers to life.

The main purpose of any graph is,

of course, to convey an impression about the data it depicts. It really represents a slice of time, a moment in your business history you capture on paper. You needn't be able to read exact dollar figures (or percentages). What you want is the “feeling” of how the data items relate to one another.

Figure 1 is a good example. It's a simple drawing showing eight major overhead expenses for a business for 1982. It's readily apparent that rent and salaries are the major parts of the total while the other categories contribute nowhere near as much. It's easy to see, too, how the two major expenses compare to each other.

So, lesson one is, use a pie chart to display single data sets if they're part of a whole picture—pieces of an entire pie.

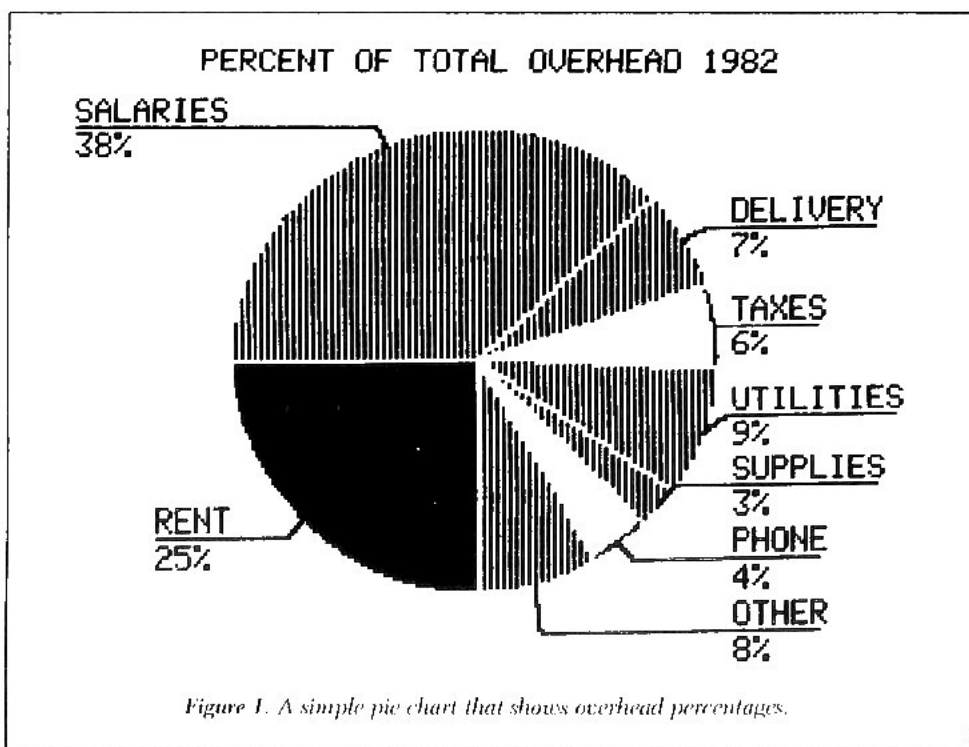
But the Figure 1 graph has almost too much information in it. It shows eight slices, and five or six is really about the maximum number you can display and still get the message across.

Figure 2 is a “more graphic” example of how you can put too much information in a pie chart. The 11 slices are simply too many for clarity. Figure 2 looks more like a wagon wheel. So, lesson two is, keep it simple.

A Pie Apiece

As for what particular type of information to represent with a pie chart, flip through your financial statement and you'll find all sorts of good applications. See where your sales come from by amount or by percent. Break down your overhead by dollars or by percentages.

If you have a *huge* overhead item, try to break it down. Say that office



Address correspondence to Gregory R. Glau, PO Box 1627, Prescott, AZ 86302.

**YOU
CAN MAKE
A FORTUNE
IN MICROS!**

THE MICRO COMPUTER BUSINESS WILL GROW FROM \$10 TO \$100 BILLION IN THE NEXT EIGHT YEARS! ARE YOU READY TO CASH IN?

The micro computer business is predicted to grow from its present \$10 billion to \$100 billion before 1990! Imagine the possibilities this opens for you! No matter where you live, if you're starting up or presently in business, no other industry offers you more opportunities!

Now, finally, all the inside information you need to secure a prosperous future in this dynamic industry is available in one place - **THE COMPUTER ENTREPRENEUR MANUAL!** An immense information source, compiled by our inquisitive research team, aided by a panel of experts and business people from all areas of the computer industry!

We present the inside story of more than 100 lucrative computer businesses you can enter, where you'll find the real opportunities for the eighties: from one man operations like Programming Author, Word Processing Center or Consulting, to Systems House, Service Bureau, Computer Store etc! Many at little or no investment! All the invaluable facts and figures How to start, Capital needs, Profit estimates and Margins, How to Sell and Market, How missing technical or business experience need not stand in your way, Source of Suppliers, etc! Details that could take years to find out on your own!

We'll show you inside tricks, like how to never again pay retail for computer products and consumer electronics, even for one item - right now, while you're starting your business! How to get free merchandise and trade show invitations, etc. This alone will more than pay for the manual! You'll read actual case histories of other computer entrepreneurs, so you can learn from their mistakes, and profit from their success stories! Where you'll be one year from now depends on your actions today! Let us show you how to take the first crucial steps!

Order now and take advantage of our limited introduction special, **THE COMPUTER ENTREPRENEUR MANUAL**, and a six month subscription to **THE COMPUTER ENTREPRENEUR REPORT/NEWSLETTER** (so you're always up-to-date with the industry), both for only \$29.95! You must be convinced on how easy you can strike it rich in the micro computer business - or you may return the manual for a full refund within thirty days! **USE OUR TOLL FREE NUMBER TO ORDER!**

EVERYTHING YOU NEED TO KNOW TO SUCCEED IN THE COMPUTER BUSINESS IS ALL IN THIS MANUAL!

THE COMPUTER ENTREPRENEUR MANUAL has the answers to all your questions about selecting, starting and successfully running a computer business! There has never been such a comprehensive collection of know-how and information about this business in one place! All the facts you need to plan and achieve your goals in easy-to-follow, step-by-step instructions!

These are some of the 100-plus businesses covered in **PART ONE** of the manual, with the facts on How to start and run, Start-up Cost (Even how to operate on a shoestring), What profits to expect, Wholesale prices, Mark-ups, Suppliers, future outlook, case histories for each, etc:

Systems House, Software Author (who to sell to and who to avoid), Service Bureau, Software Publisher (How to find programs that sell), Word Processing Service, Consulting and Consultant Broker (use your skills or those of others, make \$150 - \$1000 a day!), The incredible Games Business, Computer Store (Franchises, Pro and Contra, or a low inventory store in your home!), OEM, Hardware Mfg, Data base and Teletext Service (big prospects!), Used Computers, Repairs, Rent-A-Computer, Promote Fests and Trade Shows, Turnkey Systems,

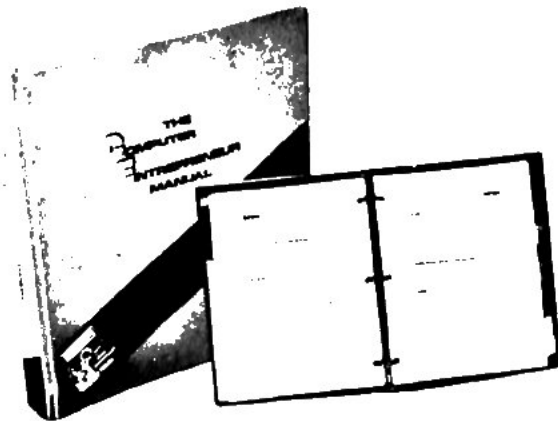
Bartering, Mail Order, Compile and rent mailing lists, Specialized Data Headhunting and Temp Help Service, Tech Writer Shop, Custom Engineering, The highly profitable Seminars and Training Business, and many more!

Many new ideas and ground floor opportunities! Interviews and success stories on companies of all sizes! Privy info on the profits made: How some computer store operators net \$100 - \$250,000! Little known outfits that made their owners millionaires, one of these low-key companies, making simple boards went from nil to \$20,000,000 and 100 employees in four years! Programmers that make \$300,000, Thousands of micro millionaires in the making, etc!

Whatever your goal is - Silicon Valley Tycoon, or just a business at home - we guarantee you'll find a business to suit you - or your money back!

PART TWO of the manual is loaded with the know-how and "streetfighting" savvy you need, both as a novice or business veteran, to get started, to stay and to prosper in the micro computer business! A goldmine of information in clear and easy-to-use instructions: How to prepare your Business Plan, Outside financing, The mistakes you must avoid, How to hire and manage employees, Incorporation (when, and how to do it cheaply), Surviving bad times, Record Keeping, how to estimate your market before you start, Use multiple locations to maximize profits, how to promote and stay steps ahead of the competition! How to get free advertising, free merchandise, free advice, Power negotiating with suppliers to double your profit margins, etc! Even how to keep a present job while starting a business part time!

Don't miss this opportunity to be part of this great industry - the next success story could be your own! Order the manual today! Part one and two, bound in a deluxe ring binder, where you can also collect our newsletter (free for six months with the manual - a \$32.50 value!) - all for only \$29.95!



THE COMPUTER ENTREPRENEUR NEWSLETTER - ALL THE LATEST INSIDE BUSINESS NEWS! NOW! SIX MONTHS FREE WITH YOUR MANUAL!

You're always attuned to the industry, and your manual kept up-to-date, with our newsletter! Each issue has the latest business news, ideas, new suppliers, our indispensable "watchdog" column on profits, discounts (don't miss mfg's promos, like recently, when top video monitor sold at \$80 - that's half wholesale, one third of the retail price!), the competition, the big deals, etc! Feature stories with start-up info and case histories on new micro businesses!

You'll get invitations to trade shows and conventions, the usage of our advisory service and our discount buying service for your purchases!

You'll find many items in our newsletter that will save you the cost of your manual many times over!



**CALL TOLL FREE!
CHARGE IT!**
Credit Card Orders
(MC, VISA only)
accepted 24 hours/day
1-800-227-3800
Ask for extension 1135
In California call
1-800-792-0990



Order by phone (Credit cards only) or use the coupon:

✂

Mail to **THE COMPUTER ENTREPRENEUR PUBLISHING CO**
PO BOX 456, Grand Central Station, New York, N.Y. 10163

Please send me **THE COMPUTER ENTREPRENEUR MANUAL**, and the six month free subscription to **THE COMPUTER ENTREPRENEUR REPORT/NEWSLETTER**. All for only \$29.95, plus \$4 for postage/handling (NY residents: add \$2.64 for sales tax). If I decide not to keep the manual, I may return it within 30 days for a full refund.

NAME: _____

ADDRESS: _____

CITY, STATE, ZIP: _____

Check or M.O. enclosed Charge to VISA MC

CARD# _____

Exp. Date: _____

SIGNATURE: _____

IC0883

salaries are high—consider breaking the total down by individual employees. If advertising is a big expense, break it down according to where you advertise.

Although pie charts aren't really designed to compare things, if you do break your advertising down by where you spend your dollars, determine also where your sales come from and plot that information, then put it side-by-side with your advertising pie chart. You may come up with something like Figures 3a and 3b.

Figure 3a displays the fictional advertising budget of a business for 1982. You can see that television advertising consumed most of the advertising dollar, followed at eight percent less by the local newspaper. The business also tried direct mail and radio, and spent seven percent of its advertising budget on the Yellow Pages. This is an interesting picture, to be sure, and gives the business owner an idea, at least, of where his dollars went.

But even better is when the picture we see in Figure 3a is compared to Figure 3b. Figure 3b is the result of a survey the business did in an effort to determine where its advertising was doing the most good. You don't have to do anything fancy to get this information—just ask your customers how they heard about you.

With both pie charts it's pretty easy to determine what advertising is working and what isn't. It's obvious that the newspaper and Yellow Page dollars are doing more good for this business on a percentage basis than the other advertising media. This doesn't mean the ones that aren't quite as effective should be eliminated, of course. But the figures indicate additional money may be better spent in those two areas, at the expense of the places that don't seem to produce effective results.

It's just common sense. And yes, you could dig out the percentages or dollar amounts and compare them directly in a little list, but it's just not quite as helpful (or as much fun).

This is one way pie charts can work to display comparative information. In situations like this it may

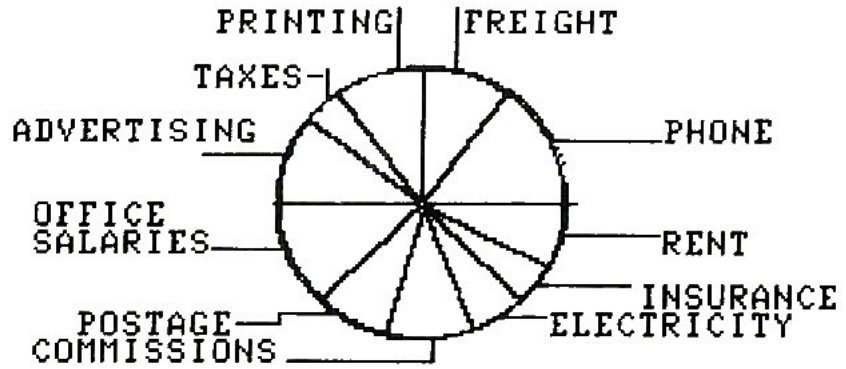


Figure 2. A pie chart with too many slices.

MEDIA AS A PERCENT OF ADVERTISING 1982

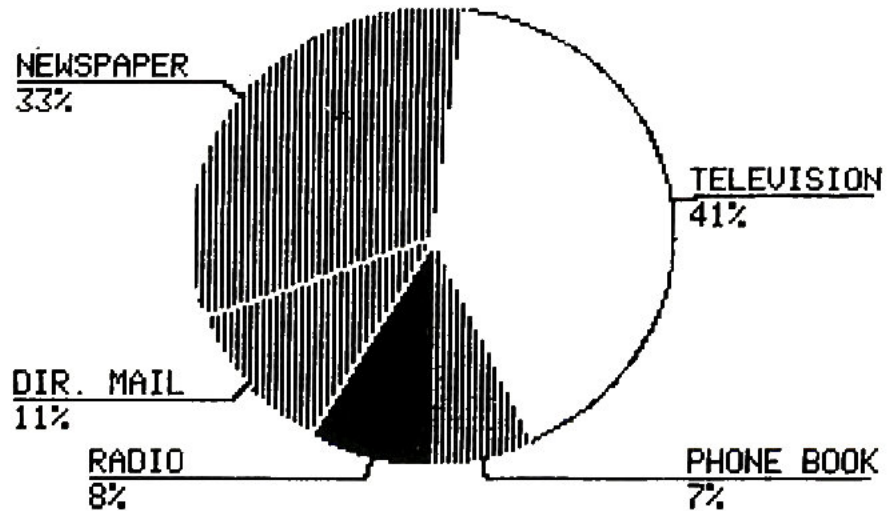


Figure 3a. Where the advertising dollars went.

1982 SALES PRODUCED BY MEDIA - PERCENT

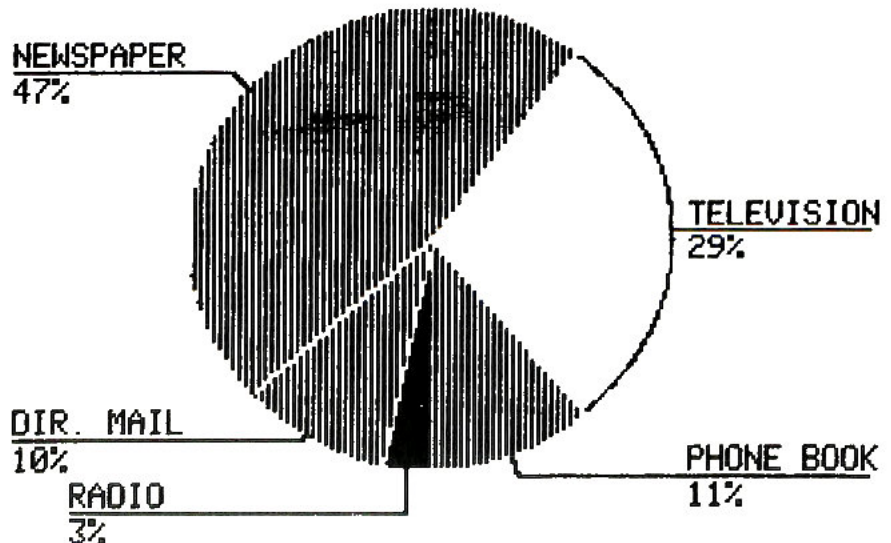


Figure 3b. What produced the sales.


New! **DOUBLE-TAKE** ONLY 34.95
2-WAY-SCROLL / MULTIPLE UTILITY
BY MARK SIMONSEN

LISTINGS & CATALOGS SCROLL Up AND Down, making file names and program lines much easier to access. Arrow-keys control scroll direction. **New Apple-soft List Format** lists each program statement on new line for FAST program tracing and de-bugging.

Variable-Display shows all of a program's strings and variables with current values. **Cross-Reference** shows line nos. on which each variable & string appears. **Better Renumber/Append** lets you merge programs (not just connect end-to-end). **Applesoft Auto-Line-Number** as you type. Instant Hex/Dec Converter, Program Stats, Cursor Eliminate/Redefine, Free Space-On-Disk...

With 2 Charts: **Peeks/Pokes and Tips & Tricks**

Apple Mechanic's Hi-Res type routines are usable in your programs WITHOUT LICENSING FEE. Just give Beagle Bros credit on your disk and documentation.



ONLY 29.50

APPLE MECHANIC
SHAPE-WRITER / BYTE-ZAP UTILITY
BY BERT KERSEY

SHAPE EDITOR: Keyboard-draw shapes for animation in your programs. Create **Proportionally-Spaced Typefaces** with special characters. Six fonts included. Listable Applesoft demos show you how to animate graphics and create professional Charts & Graphs.

BYTE-ZAP: Rewrite any byte on a disk for repair or alteration. **Load entire sectors on the screen** for inspection. Hex/Dec/Ascii displays and input. Educational instructions include experiments for making trick file names, restoring deleted files, changing DOS, etc.

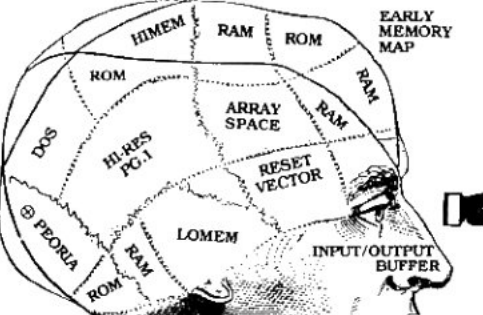
MORE: Useful music, text and hi-res tricks for your programs. Clear educational documentation.
(Includes Peeks & Pokes Chart and Tip Book #5)

APPLE MECHANIC TYPEFACES ONLY 20.00
BY BERT KERSEY

26 NEW FONTS for use with Apple Mechanic programs. Many sizes of fully-editable characters.

BEAGLE MENU: Display only the file names you want from your disks (e.g. only Applesoft or only Locked files) for fast one-key cursor selection.

(Includes Peeks & Pokes Chart and Beagle Menu)



```
10 A$="RUQWLU RBOC YNTOOB C@OBDC";
   SPEED=180; VTAB 10; PRINT A$
20 FOR X=0 TO LEN(A$)-1: S=SCRN(X,19);
   COLOR=S+(S-12)-(S-13)-(SCRN(X,18)>10);
   PLOT X,19: NEXT X: GOTO 10
```

UTILITY CITY ONLY 29.50
21 UTILITIES ON ONE DISK
BY BERT KERSEY

LIST FORMATTER prints each program statement on a new line. Loops indented with **printer page breaks**. A great Applesoft program de-bugger! Also...

Multi-Column Catalogs for printouts, auto-post Run-number & Date in programs, put invisible commands in programs, create **invisible file names**, alphabetize/store info on disk, convert dec to hex or integer to FP, protect and append programs, dump text to printer...

MORE TOO: 21 Programs Total, a best-seller!
(Includes Peeks & Pokes Chart and Tip Book #3)



Beagle Bros
Micro Software Inc.
4315 Sierra Vista | San Diego, California 92103

DOS BOSS ONLY 24.00
DISK COMMAND EDITOR
BY BERT KERSEY & JACK CASSIDY

RENAME COMMANDS AND ERROR MESSAGES: "Catalog" can be "Cat"; "Syntax Error" can be "Oops" or anything you want. **Protect your programs.** An unauthorized save-attempt can produce a "Not Copyable" message, or any message you want. Also LIST-prevention and one-key program-execution from catalog.

Customize DOS. Change the Disk Volume heading to your message or title. Omit or alter catalog file codes. Fascinating documentation, tips and experiments. Hours of juicy Apple reading material.

Anyone using your disks (booted or not) will be formatting DOS the way you designed it.
(Includes Peeks & Pokes Chart and Tip Book #2)

All Beagle Bros disks are Unlocked, Copyable, and Compatible with Apple* II, II+ and IIE. Don't settle for less.

*"APPLE" is a registered trade mark of You-Know-Who.

New! **FLEX TEXT** ONLY 29.50
20/40/58/70-COLUMNS WITHOUT HARDWARE
BY MARK SIMONSEN

PRINT VARIABLE-WIDTH TEXT on both hi-res screens with **normal Applesoft commands** (including Htab 1-70). Normal, expanded & compressed text with no hardware. 70-columns requires a monitor (not tv).

Add graphics to text or text to graphics. Run your existing Applesoft programs under Flex Text control. Easy to use and compatible with GPLE.*

DOS Tool Kit* font compatibility, or use the supplied Flex Text typefaces. Select up to 9 fonts with control-key commands. Print, List and Catalog in any type style! Custom text character editor included.
(Includes Peeks & Pokes Chart)

BEAGLE BAG ONLY 29.50
12-GAMES-PLUS ON ONE DISK
BY BERT KERSEY

COMPARE BEAGLE BAG with any one-game locked-up disk on the market today. All 12 games are a blast, the price is right, the instructions are crystal clear, **AND the disk is Copyable.** You can even change the programs or list them to learn by seeing how they work.

Twelve Games from the Applesoft Ace, Bert Kersey—TextTrain, Slippery Digits, Wowzo, Buzzword, Magic Pack... A great variety that taps your Apple's flexibility. **Excellent review in January 83 Softalk** (page 148).

BEAGLE MENU too: See "Typefaces" disk.
(Includes Peeks & Pokes Chart and Beagle Menu)

FRAME-UP ONLY 29.50
HIGH-SPEED DISPLAY UTILITY
BY TOM WEISHAAR

MAKE PROFESSIONAL PRESENTATIONS of existing hi-res, lo-res & text frames. FAST hi-res loads in 2 1/2-seconds! Paddle or Keyboard-advance frames.

Unattended Shows are optional with each picture arranged and pre-programmed to display from 1 to 99 seconds. **Text Screen Editor** lets you create black-and-white text "slides" and add type "live" from the keyboard during shows. **Mail copies of presentations** on disk to friends and associates (and home to Mom!).
(Includes Peeks & Pokes Chart)

New! **PRONTO-DOS** ONLY 29.50
HIGH-SPEED DISK UTILITY
BY TOM WEISHAAR

Put HIGH-SPEED DOS in your Apple's normal memory. Language Card or Apple IIE high-memory—

Function	Normal	Pronto
BLOAD HI-RES IMAGE	10 sec.	3 sec.
LOAD 60-SECTOR PROGRAM	16 sec.	4 sec.
SAVE 60-SECTOR PROGRAM	24 sec.	9 sec.
BLOAD LANGUAGE CARD	13 sec.	4 sec.

(TEXT FILES: No Change)

Boot the Pronto disk or your updated disks, created with the normal INIT command. Compatible with all DOS commands, G.P.L.E.* and most of your programs.

Pronto-DOS will move DOS to your Language Card or Apple IIE's standard high-memory, giving you **10,000 Extra-Bytes** of programmable memory!

ProntoDOS also frees-up **15-extra-sectors** per initialized disk, almost one full track of disk space!

PLUS: Auto Free-Disk-Space, New "TYPE" Command displays Text File contents, and much more...
(Includes Peeks & Pokes Chart)

ALPHA PLOT ONLY 39.50
HI-RES GRAPHICS/TEXT UTILITY
BY BERT KERSEY & JACK CASSIDY

DRAW IN HI-RES, on both pages, using keyboard OR paddles/joystick. **View lines before plotting.** Use mixed-colors and Reverse (background opposite) plotting. Fast hi-res circles, boxes and ellipses; filled or outlined.

Compress Hi-Res Images to 1/3 Disk-Space. Superimpose hi-res pages 1 and 2 or re-locate any rectangular image area anywhere on either hi-res page.

Proportionally-Spaced Hi-Res Type with adjustable character size and color. Upper and lower case with no htab/vtab limits. Sideways typing for graphs too.
(Includes Peeks & Pokes Chart and Tip Book #4)

GOTO your local Apple Software Store for Beagle Bros products.

If they don't have what you want, tell them to get on the stick by calling Beagle Bros (619-296-6400) or ANY Apple Software Distributor.



TIP DISK #1 ONLY 20.00
100 TIP BOOK TIPS ON DISK
BY BERT KERSEY

100 LISTABLE PROGRAMS from Beagle Bros Tip Books 1-4. Make your Apple do things it's never done! All 100 programs are changeable for experimentation. Includes our **Apple Command Chart** featuring all Applesoft, Integer Basic and DOS Commands!
(Includes Peeks/Pokes and Command Charts)

- RUSH** the following disks by First Class Mail—
- Alpha Plot ... \$39.50
 - Ap.Mechanic . 29.50
 - Beagle Bag . . . 29.50
 - DOS Boss 24.00
 - Double-Take . . 34.95
 - Flex Text 29.50
 - Frame-Up 29.50
 - Pronto-DOS . \$29.50
 - Tip Disk #1 . . . 20.00
 - Typefaces 20.00
 - Utility City . . . 29.50

AT YOUR APPLE DEALER NOW!
Or order directly from Beagle Bros—



Visa/MasterCard/COD, call TOLL-FREE
Nationwide: **1-800-854-2003** ext. 827
California: **1-800-522-1500** ext. 827
Alaska/Hawaii: **1-800-854-2622** ext. 827

OR mail U.S. Check, Money-Order or Visa/MC# to **BEAGLE BROS**, 18th-Floor
4315 SIERRA VISTA, SAN DIEGO, CA 92103

Add \$1.50 First Class Shipping, Any-Size Order. Overseas add \$4.00. COD add \$3.00. California add 6%. ALL ORDERS SHIPPED IMMEDIATELY.

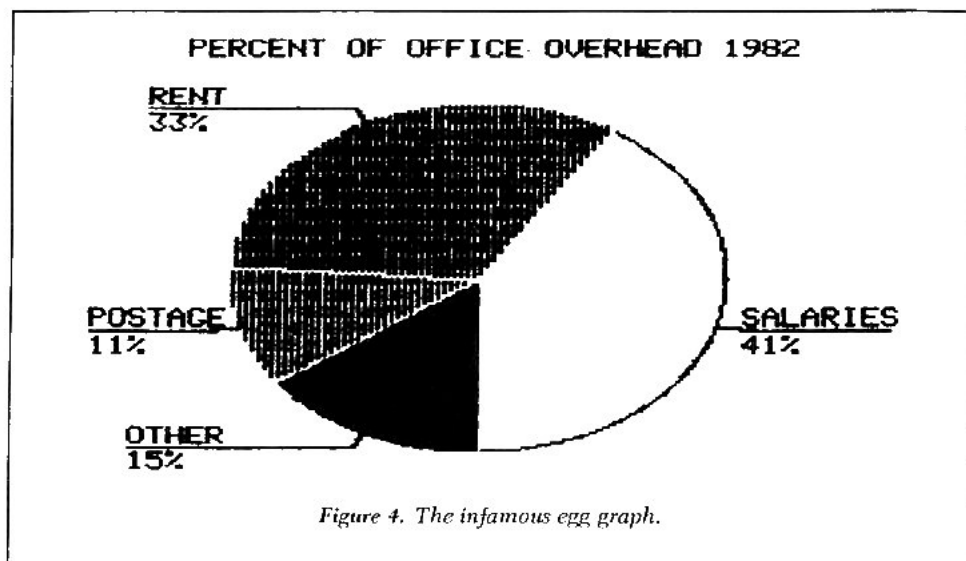


Figure 4. The infamous egg graph.

be impossible to compare data as effectively with line or bar graphs. Your advertising dollars are spent on a much smaller scale than your sales, so the *scales* of the line or bar graphs would vary widely.

So, lesson three—you can at times compare, on different pie charts, two widely different data sets. In fact, it may be the only possible way to do a particular comparison.

And lesson four—decide if you like

a touch of shading in your pie charts and stick with the same format all the way through. It makes them much easier to compare if they're all done the same basic way.

Baking Utensils

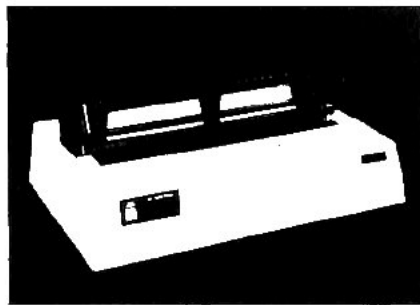
While this column is about the uses of a pie chart in the business world, a note about the buying process. If you have or are considering a graphics program that cannot create its own hard copies, there are hard copy print systems available separately. However, it's a good idea to *try out* any combination you have in mind *at the store*, just to make sure they work well together. And to see that they'll work on your printer (or the printer you plan to buy).

Be especially sure to check out the sizes of a printed image a program can produce. Many will print various sizes of your graphs—which is quite handy.

Circle 269 on Reader Service card.

COOSOL COMPUTER PRODUCTS

OKIDATA PRINTERS




- OKIDATA 82A.....\$420
- OKIDATA 83A, 84A, 92A, 93A, & OTHERS... CALL
- 82A TRACTOR \$55 • OKIDATA 80.....\$325

OTHER PRINTERS

- NEC PC-8023A-C.....\$499
- NEC 3550.....CALL
- NEC 3510, 3515, 3520.....CALL
- NEC 7710, 7715, 7730, 7720, 7725.....CALL
- C. ITOH 8510AP CALL • 8510ACD.....CALL
- C. ITOH 1550 AP CALL • 1550 ACD.....CALL
- C. ITOH F10-40 & F10-55.....CALL
- TOSHIBA P1350 P or S.....\$1649
- STAR-GEMINI-10 \$355, GEMINI-15.....\$499
- TALLY MT 160L.....CALL
- TALLY MT 1602, MT 1605.....\$1495
- TALLY MT 1802, MT 1805.....\$1795
- DIABLO 830 CALL 620 SERIES.....\$989
- QUME SPRINT 5 45/RO, KSR & 55/RO, KSR... CALL
- ANADIX ADX-9500-P, ADX-9501-P.....\$1295
- COMREX CR-1-S, CR-1-C, CR-1-O.....CALL
- SMITH-CORONA TP-1.....CALL
- BROTHER HR-1.....\$799
- DAISY WRITERS.....CALL

EPSON PRINTERS




- EPSON FX-80, FX-100.....NEW.....CALL
- EPSON MX-80 F/T GRAFTRAX PLUS.....CALL
- EPSON MX-100 GRAFTRAX PLUS.....CALL

MODEMS

- HAYES SMART MODEM (300 BAUD).....\$227
- HAYES SMART MODEM (300 & 1200 BAUD)... CALL
- RS-232C COMPATIBLE
- FULL and HALF-DUPLEX OPERATION WITH BOTH
- TOUCH TONE and PULSE DIALOG
- AUTO-ANSWER/DIAL/REPEAT
- COMPLETELY PROGRAMMABLE
- BUILT-IN AUTO MONITOR
- STATUS AT A GLANCE
- DIRECT-CONNECT DESIGN
- HAYES CHRONOGRAPH.....\$209
- NOVATION J-CAT.....\$120
- SIGNALMAN MARK 1 (300 BAUD).....\$89
- U.D.S. 103 OALP (300 BAUD).....\$89
- U.D.S. 103 JLP (300 BAUD).....\$199
- U.D.S. 202 SLP (1200 BAUD).....\$249

SANYO COMPUTER



- SANYO MBC-1000.....\$1599
- SANYO MBC-2000.....\$2699
- SANYO MBC-3000.....\$4999
- Above with CP/M, Basic, and other software.
- SANYO ACCESSORIES & SOFTWARE.....CALL

OTHER COMPUTERS

- COLUMBIA Computer Systems.....CALL
- ADDS Computer Systems.....CALL
- NEC PC-8012A, PC-8031A, and JB-1201 (NEC SYSTEM) with CP/M and BASIC.....\$2149
- NEC Other CPU's and Software.....CALL
- DYNABYTE 5605-6-1.....\$5999
- DYNABYTE OTHER SYSTEMS.....CALL
- XEROX 820 SYSTEM w/5 1/4" DRIVES.....\$2499
- XEROX 820 SYSTEM w/8" DRIVES.....\$2995
- SOFTWARE FOR THE ABOVE.....CALL

COOSOL SPECIAL DISCOUNTS

- APPLE SOFTWARE.....CALL
- IBM SOFTWARE.....CALL

COOSOL, INC. P.O. BOX 2642, COSTA MESA, CA. 92626-2642 OR PHONE 7 DAYS Calif. (714) 545-2216
 COMPUTER BARON 3017B-HARBOR BLVD. COSTA MESA, CA 92626 (800) 854-8498
 (714) 979-2488


However, watch for the situation in Figure 4. One of the programs we used to create these graphs works fine in the largest and smallest size, but in the middle size it somehow *stretches out* the horizontal part of the picture more than it does the vertical. While this doesn't create a problem with line or bar charts, it produces the infamous "egg graph" you see.

So, the next lesson is to try before you buy.

A Slice at a Time

While most graphics programs available for your Apple can produce pie charts, few can create what is called a "detached slice" chart. Such charts are especially useful for comparing two big amounts, and to highlight one to set it off from the other.

Sirius Software (10364 Rockingham Drive, Sacramento, CA 95827) sells a little package called EZ Draw (\$49.95) that will not create



graphs for you, but will let you draw about anything you'd like. We used EZ Draw to produce the detached-slice pie chart in Figure 5.

Excuse the hole in the main body of this graph. It appears to be an eye

of some sort, but would you believe, it's actually a bite our five-year-old, Kohl, ate out of the pie to create his favorite video game hero?

Maybe that's the best part about pie charts—they're fun! ■

Circle 202 on Reader Service card.

KNOW-DRIVE™

The smartest 128K card for the APPLE® and for YOU—

VISICALC® users:

Use with either **Super Expander Plus™** from Omega MicroWare, or **VC-Expand/80™** from Saturn Systems, or **V Calc 80 Mem/Expand™** from Videx to expand spreadsheet memory, 80 columns support, and fast loads as claimed by the software manufacturers.

PROGRAMMERS:

KNOW-DOS™ drive simulation software included. Plus fast **ABCDOS™** Plus **Source Code** to all machine language programs (we're a very friendly company).

HACKERS:

On-card **Read/Write** protect hardswitch. **NMI** pin outs. Remote option offers **RESET** to 128K RAM or Apple ROM, R/W protect (\$15 option).

Featuring — II, II+, IIe and Franklin™ compatible. Fully socketed; slot independent; gold edge connectors. Selectable hardware compatibility with 128K cards from **Legend Industries**, **Saturn Systems**, **Omega MicroWare**, **Prometheus**, etc. 24 hour modem support (**RAM BOARD 313-524-0238**).

Introductory offer, buy direct from manufacturer at **\$335** (Sugg. retail \$485).

KNOW-DRIVE, ABCDOS, KNOW-DOS are trademarks of ABACUS Enterprises, Inc. Apple is a registered trademark of Apple Computer, Inc. VisiCalc is a registered trademark of VisiCorp, Inc. Franklin is a trademark of Franklin Computer Corporation. Other trademarks used are credited to manufacturers as shown. Price and specifications are subject to change without notice.

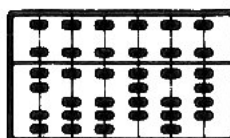


Cash, Check, and accepted. ■ Add \$5.00 for shipping

■ Michigan residents add 4% sales tax ■ Dealer inquiries welcome Call (313) 524-2444 or write P.O. Box 1836, Detroit, Michigan 48231

ORDERS ONLY National: **1-800-835-2246, ext. 277**
Call Toll Free In Kansas: **1-800-362-2421, ext. 277**

Made in USA



ABACUS
Enterprises
 INCORPORATED

μ peripherals

©1983

Take Control With Screenops

p-System programmers have always had the advantage of powerful screen control. Now this potent utility is yours.

by John Stephenson

Field Name	Value	Key Name
backspace	8	ctrl H
erase line	29	ctrl J
erase screen	12	ctrl L
erase to end of line	29	ctrl J
erase to end of screen	11	ctrl K
has lower case	true	
key to move cursor down	10	ctrl J
key to move cursor left	8	ctrl H
key to move cursor right	28	ctrl \
key to move cursor up	31	ctrl -
move cursor home	25	ctrl Y
screen height	24	
screen width	80	

Table of set-up codes for the Videx 80-column board.

Listing 1. SCREENOPS.TEXT.

```

($U-$S+$V-)
PROGRAM FAKEKERNEL;
( Memory patch for syscom area to retrieve system info.)
( This program is for overlay information only. )
( (It is compiled as segment 0 due to U- settings.) )
( Works for Apple Pascal 1.1. Use ScreenOps as )
( supplied with Softech version IV.x when running )
( in that environment. )

($I SYS.COM.TEXT)

UNIT screenops;
INTRINSIC CODE 24; DATA 25;

( version for Apple Pascal 1.1 to maintain functional compatibility
with Softech's version IV.x )

INTERFACE

CONST
  sc_fill_len = 11;
  sc_eol = 13;

TYPE
  sc_chset      = SET OF CHAR;
  sc_misc_rec  = PACKED RECORD
    height, width : 0..255;
    can_break, slow, xv_crt, lc_crt,
    can_upscroll, can_downscroll : BOOLEAN;
  END;

```

Listing continued.

Screen control may be the most common task in applications programming. Robust screen control can make the difference between a professional, friendly program and an amateur, difficult-to-use program.

Among the large assortment of utilities supplied with version IV.1 UCSD Pascal by Softech Microsystems that Apple Pascal 1.1 owners don't get is a unit called Screenops. It provides a standard interface for screen control, regardless of system or terminal. So many Pascal programmers use this unit that calls to it seem like intrinsics of the language.

This article describes a downwardly compatible partial implementation of Screenops for Apple Pascal 1.1. Though quite useful in its own right, using this implementation will also enable you to upgrade your programs to Softech's version IV.1 UCSD Pascal with greater ease, should you later discover a need for its diverse and advanced features. Purchasing the Softech IV.1 system is a hefty investment. The upgrade is well worth it for any serious programming work—but, that's another article.

For a refresher on Apple Pascal units, reread pages 75-81 in the *Apple*

Address correspondence to John Stephenson, 9118 Smith Ave., North Bergen, NJ 07047.


NEW FOR APPLE II AND IIe

WILDCARD™

MAKES BACK-UP COPIES OF PROTECTED SOFTWARE QUICKLY, EASILY, WITH JUST A PUSH OF A BUTTON.

New software locking schemes have rendered even the latest generation of copy programs virtually unusable. Locksmith™, Nibbles Away™ and other "Nibble copiers" require complicated parameter settings, much patience and great effort to use. More often than not, the results are disappointing. WILDCARD is different. Rather than copying disks track by track, WILDCARD ignores the disk and any copy protection encrypted on it. Instead, WILDCARD takes a snapshot of memory in your Apple® II.

Now you can make back-up copies of protected software with the push of a button.



Software is not copy protected. System requirements: Apple II Plus with 64K and DOS 3.3 or Apple IIe. Franklin Ace also supported.

*Wildcard does not operate with CP/M® or other microprocessor based software.

FEATURES

- Hardware copying device... push button operation.
- Copies 48K memory resident software, most 64K software.
- No programming experience or parameters necessary.
- Backs up DOS 3.2 and DOS 3.3 disks.
- Creates DOS 3.3 unprotected and autobooting disks.
- WILDCARD lives in any slot. Undetectable by software.
- Produces autobooting disk in 2 minutes.
- Copies are DOS 3.3 compatible.
- Copies become accessible for alterations.
- Simple, easy-to-use software included.

WILDCARD *Utility Disk 1* also included, featuring:


- Automatic program compression and BRUN file maker.
- Multiple programs can be placed on the same disk.
- Recreates basic files to load and save.
- Files can be placed on a hard disk...and more.

WILDCARD **\$139.95**

Order direct from East Side Software Co., 344 E. 63 St., Suite 14-A, New York City 10021, 212-355-2860. Please include \$3.00 for shipping and handling. Orders outside continental U.S. please add \$10.00 for shipping and handling. Mail and phone orders may be charged to MasterCard and VISA. N.Y. State residents add sales tax. Dealer inquiries welcome.

IMPORTANT NOTICE: The WILDCARD is offered for the purpose of enabling you to make archival copies only. Under the Copyright Law you, as the owner of a copy of a computer program, are entitled to make a new copy for archival purposes only and the WILDCARD will enable you to do so. The WILDCARD is offered for no other purpose and you are not permitted to utilize it for any other use, other than that specified.

Apple and the Apple logo are registered trademarks of Apple Computer, Inc.—CP/M—trademark of Digital Research, Inc. Locksmith—trademark of Omega Microwave, Inc. Nibbles Away—trademark of Computer: applications.



APPLE IBM FILE TRANSFER PROGRAM

Transfer your Apple II, II+, or IIe files to the IBM Personal Computer.

- No more retyping or wasted time
- Fast transfer-baud rates of 110-9600
- File concatenation supported
- Send files of any length
- Make \$\$\$-the IBM PC is new and software is scarce-take your "new" IBM programs and sell them for \$\$\$.
- Transfer ASCII files, random files, text files, data files, binary files, high level language programs (Basic, Pascal, Fortran, Cobol, etc.), Visicalc electronic spread sheet data, word processor files, CP/M, etc.; it all gets transferred!

The File Transfer Program comes complete with all instructions, hardware and software (for both Apple and IBM)

FILE TRANSFER PROGRAM diskette
(Works with IBM DOS 1.1 or 2.0)

\$94.95

Plus \$2.00 shipping & handling
(CA residents and 6.5% State sales tax)

 MC/MSA/COD/CHECK OK 

Phone orders call
(408) 988-0164

**PERSONAL
COMPUTER
PRODUCTS**

1400 Coleman Avenue, Suite C-18,
Santa Clara, California 95050

IBM is a registered trademark of International Business Machines Corp.
Apple II, II+, and IIe are registered trademarks of Apple Computer Inc. Visicalc is a registered trademark of VisiCorp. CP/M is a registered trademark of Digital Research Inc.

Listing continued.

```

sc_date_rec = PACKED RECORD
              month : 0..12;
              day   : 0..31;
              year  : 0..99;
            END;
sc_info_TYPE = PACKED RECORD
              sc_version : STRING;
              sc_date   : sc_date_rec;
              sc_spec_CHAR : sc_chset; (characters NOT TO echo)
              sc_misc_info : sc_misc_rec;
            END;
sc_lons_STRING = STRING[255];
sc_scrn_command = (sc_home, sc_eras_s, sc_erase_eol, sc_clear_line,
                  sc_clear_scr, sc_up_cursor, sc_down_cursor,
                  sc_left_cursor, sc_right_cursor);
sc_key_command = (sc_backspace_key, sc_dcl_key, sc_eof_key, sc_etx_key,
                  sc_escape_key, sc_del_key, sc_up_key, sc_down_key,
                  sc_left_key, sc_right_key, sc_NOT_legal);
sc_choice = (sc_GET, sc_sive);
sc_window = PACKED ARRAY [0..0] OF CHAR;
sc_tx_port = RECORD
              row, col,           ( screen relative)
              height, width,     ( size OF txport (zero based))
              cur_x, cur_y : INTEGER;
              (cursor positions relative TO the txport )
            END;

```

```

PROCEDURE sc_use_info(DO_what:sc_choice; VAR t_info:sc_info_TYPE);
PROCEDURE sc_use_port(DO_what:sc_choice; VAR t_port:sc_tx_port);
PROCEDURE sc_erase_TO_eol(x,line:INTEGER);
PROCEDURE sc_left;
PROCEDURE sc_right;
PROCEDURE sc_up;
PROCEDURE sc_down;
PROCEDURE sc_getc_ch(VAR ch:CHAR; return_on_match:sc_chset);
PROCEDURE sc_clr_screen;
PROCEDURE sc_clr_line(y:INTEGER);
PROCEDURE sc_home;
PROCEDURE sc_eras_eos(x,line:INTEGER);
PROCEDURE sc_GOTO_xy(x, line:INTEGER);
PROCEDURE sc_clr_cur_line;
FUNCTION sc_find_x:INTEGER;
FUNCTION sc_find_y:INTEGER;
FUNCTION sc_scrn_has(what:sc_scrn_command):BOOLEAN;
FUNCTION sc_has_key(what:sc_key_command):BOOLEAN;
FUNCTION sc_map_ctrl_command(VAR k_ch:CHAR;sc_key_command);
FUNCTION sc_promp(line :sc_lons_STRING; x_cursor,y_cursor,x_pos,
                 where:INTEGER; return_on_match:sc_chset;
                 no_CHAR_back:BOOLEAN; break_CHAR:CHAR):CHAR;
FUNCTION sc_check_CHAR(VAR buf:sc_window;
                       VAR buf_index,bytes_left:INTEGER):BOOLEAN;
FUNCTION space_wait(flush:BOOLEAN):BOOLEAN;
PROCEDURE sc_init;

```

IMPLEMENTATION

(%I IMPLEMENT.TEXT)

```

BEGIN (UNIT)
WRITELN ('Unit Screenops -- Apple II Pascal 1.1 Version -- jcs 3/83');
END;

```

BEGIN (PROGRAM FAKE) END.

Listing 2. SYSCOM.TEXT.

(Global declarations from UCSD Pascal version 1.3 follow)

```

CONST
MAXUNIT = 8;(*MAXIMUM PHYSICAL UNIT # FOR UREAD*)
MAXDIR = 77;(*MAX NUMBER OF ENTRIES IN A DIRECTORY*)
VIDLENG = 7;(*NUMBER OF CHARS IN A VOLUME ID*)
TIDLENG = 15;(*NUMBER OF CHARS IN TITLE ID*)
MAXSEG = 15;(*MAX CODE SEGMENT NUMBER*)
FBLKSIZE = 512;(*STANDARD DISK BLOCK LENGTH*)
DIRBLK = 2;(*DISK ADDR OF DIRECTORY*)
AGELIMIT = 300;(*MAX AGE FOR DIRP...IN TICKS*)
EOL = 13;(*END-OF-LINE...ASCII CR*)

TYPE
IORSLTWD = ( INOERROR,IBADBLOCK,IBADUNIT,IBADMODE,IHARDXTRA,
             ILOSTUNIT,ILOSTFILE,IBADTITLE,INOROOM,INOUNIT,
             INOFILE,IDUPFILE,INOTCLOSED,INOTOPEN,IBADFORMAT);

(*ARCHIVAL INFO...THE DATE*)
DATAREC = PACKED RECORD
MONTH: 0..12;(*0 IMPLIES DATE NOT MEANINGFUL*)
DAY: 0..31;(*DAY OF MONTH*)
YEAR: 0..100;(*100 IS TEMP DISK FLAG*)
END (*DATAREC*);

(*VOLUME TABLES*)
UNITNUM = 0..MAXUNIT;
VID = STRING[VIDLENG];

```

Listing continued.

Pascal 1.1 Language Reference Manual.

What Is Screenops?

Listing 1, SCREENOPS.TEXT, shows the interface of unit Screenops. All type, procedure and function names begin with *sc*, which stands for "screen control," to minimize chances of naming conflicts with calling programs.

Procedure *sc_use_info* and procedure *sc_use_port* allow a program to pass information back and forth to Screenops, such as the version name and date, the set of special characters that don't echo to the screen (control characters), the height and width of

"Robust screen control can make the difference between professional and amateur programs."

the screen, and scrolling characteristics.

Procedure *sc_erase_to_eol* starts at position (X,Line), as passed in the parameter list, and erases everything to the end of the line.

Procedure *sc_left*, procedure *sc_right*, procedure *sc_up*, and procedure *sc_down* cause non-destructive non-wrapping cursor movement.

Procedure *sc_getc_ch* assigns a character entered by the operator to the variable CH as long as the entered character is among the set specified by RETURN_ON_MATCH. All lowercase is converted to uppercase.

Procedure *sc_clr_screen* is like the HOME command in Basic. It clears the screen to blanks.

Procedure *sc_eras_eos* starts at position (X,LINE), as passed in the parameter list, and erases everything to the bottom of the screen.

Procedure *sc_GOTO_xy* positions the cursor at (X,LINE), as passed in the parameter list.

Procedure *sc_clr_cur_line* removes all characters on the line occupied by the cursor.

Function *sc_find_x* and function *sc_find_y* return the respective column and row positions of the cursor.

Function *sc_screen_has* returns true

Do you want the #1 Seller or the #1 Financial System?

	The Home Accountant™	The ACCOUNTANT Finance Data Base System™
FEATURES		
Transactions Per Disk	1000	2000-4000
Number of Codes	1	63
Automatic Transactions	25	900
Number	Once a month	Unlimited
Frequency	NO	YES
Double Entry	NO	YES
Accounting Background Required	NO	YES
Accommodates Any Type Transaction	One at a time	Screen at a time
Transaction Retrieval	NO	YES
Backdate Transactions	SOMETIMES	ALWAYS
Ability to Interrupt While Printing	YES	NO
132 COL PRINTER REQUIRED	292661	292,661.42
NUMERIC FORMATTING	NO	YES
Optional VisiCalc Interface		
PERFORMANCE*		
Startup to Transaction Entry	113 sec	44 sec
Begin Printing Balance Sheet After Entering Transactions	162 sec	1 sec
Begin Printing Transactions After Entering Transactions	106 sec	2 sec
RATING		
Peelings II evaluation	B/D	A
PRICE		
APPLE II/IIe Personal Version	\$75	\$129
IBM PC Personal Version	\$150	\$195
APPLE II/IIe The Business ACCOUNTANT™	---	\$255
IBM PC The Business ACCOUNTANT™	---	\$295

*based on APPLE benchmarks. The Accountant's performance superiority is even greater on the IBM PC.

MONEY MAGAZINE — Nov. 1982

"Among bookkeeping programs, earns high marks and is easy to use."

CREATIVE COMPUTING — Jan. 1983

"The documentation is thorough, easily read, and complete."

"The program is so easy to use that rarely will reference have to be made to the manual."

SOFTALK — Jan. 1982

"For the home user (and perhaps in some less complex small business), the best package we evaluated was The ACCOUNTANT by Decision Support Software."

"The ACCOUNTANT does, indeed, make financial management a simple and straightforward procedure."

INFOWORLD — Jan. 3/10, 1983

"Complete flexible financial data base package for the home user."

"... exceptionally fast. ... highly recommend."

Now available for IBM PC

The ACCOUNTANT Finance Data Base System™

Decision Support Software Inc.

1436 Ironwood Drive, McLean, VA 22101 • (703) 241-8316 • Orders Only: (800) 368-2022

Apple™ IBM® VisiCalc™ The Home Accountant™ are trademarks of Apple, IBM, VisiCorp and Continental Software respectively

Listing continued.

```
(*DISK DIRECTORIES*)
DIRRANGE = 0..MAXDIR;
TID = STRINGC(TIDLENG);

FILEKIND = (UNTYPEFILE,XDSKFILE,COFFILE,TEXTFILE,
INFOFILE,DATAFILE,GRAFFILE,FOTOFILE);

DIRENTRY = RECORD
DFIRSTBLK: INTEGER>(*FIRST PHYSICAL DISK ADDR*)
DLASTBLK: INTEGER>(*POINTS AT BLOCK FOLLOWING*)
CASE DFKIND: FILEKIND OF
UNTYPEFILE: (*ONLY IN DIRC0J,..VOLUME INFO*)
(DVID: VID>(*NAME OF DISK VOLUME*))
DEOVBK: INTEGER>(*LASTBLK OF VOLUME*)
DNUMFILES: DIRRANGE>(*NUM FILES IN DIR*)
DLADTIME: INTEGER>(*TIME OF LAST ACCESS*)
XDSKFILE,COFFILE,TEXTFILE,INFOFILE,
DATAFILE,GRAFFILE,FOTOFILE;
(DTID: TID>(*TITLE OF FILE*))
DLASTBYTE: 1..FBLKSIZE>(*NUM BYTES IN LAST BLOCK*)
DACCESS: DATEREC>(*LAST MODIFICATION DATE*)
END (*DIRENTRY*);

DIRP = ↑DIRENTRY;

DIRECTORY = ARRAY [DIRRANGE] OF DIRENTRY;

(*FILE INFORMATION*)

CLOSETYPE = (CNORMAL,CLOCK,CPURGE,CCRUNCH);
WINDOWP = ↑WINDOW;
WINDOW = PACKED ARRAY [0..0] OF CHAR;
FIBP = ↑FIB;

FIB = RECORD
FWINDOW: WINDOWP>(*USER WINDOW,..F↑, USED BY GET-PUT*)
FE0F,FE0LN: BOOLEAN;
FRECSIZE: INTEGER>(*IN BYTES...0=>BLOCKFILE, 1=>CHARFILE*)
CASE FISOPEN: BOOLEAN OF
TRUE: (FISBLKD>(*FILE IS ON BLOCK DEVICE*)
FCOTACHAR:BOOLEAN>(*MARK FOR CHAR LOOK-AHEAD*)
FUNIT: UNITNUM>(*PHYSICAL UNIT ***)
FVID: VID>(*VOLUME NAME*)
FNXTBLK>(*NEXT REL BLOCK TO IO*)
FMAXBLK: INTEGER>(*MAX REL BLOCK ACCESSED*)
FMODIFIED:BOOLEAN>(*PLEASE SET NEW DATE IN CLOSE*)
FHEADER: DIRENTRY>(*COPY OF DISK DIR ENTRY*)
CASE FSOFTBUF: BOOLEAN OF(*DISK GET-PUT STUFF*)
TRUE: (FNXTBYTE,FMAXBYTE: INTEGER;
FBUFCMCD: BOOLEAN;
FBUFFER: PACKED ARRAY [0..FBLKSIZE] OF CHAR))
END (*FIB*);

(*USER WORKFILE STUFF*)

INFOREC = RECORD
SYMFIBP,COFFIBP: FIBP>(*WORKFILES FOR SCRATCH*)
ERRSYM,ERRBLK,ERRNUM: INTEGER>(*ERROR STUFF IN EDIT*)
STUPID: BOOLEAN>(*STUDENT PROGRAMMER ID!!*)
GOTSYM,GOTCODE: BOOLEAN>(*TITLES ARE MEANINGFUL*)
WORKVID,SYMVID,COFFVID: VID>(*PERM&CUR WORKFILE VOLUMES*)
WORKTID,SYMTID,COFFTID: TID>(*PERM&CUR WORKFILES TITLE*)
END (*INFOREC*);

(*CODE SEGMENT LAYOUTS*)

SEGRANGE = 0..MAXSEG;
SEGDESC = RECORD
DISKADDR: INTEGER>(*REL # IN CODE...ABS # IN SYSCOM*)
CODELENG: INTEGER>(*# BYTES TO READ IN*)
END (*SEGDESC*);

(*DEBUGGER STUFF*)

BYTERANGE = 0..255;
TRICKARRAY = ARRAY [0..0] OF INTEGER; (* FOR MEMORY BIDDLING*)
MSCWP = ↑MSCW>(*MARK STACK RECORD POINTER*)
MSCW = RECORD
STATLINK: MSCWP>(*POINTER TO PARENT MSCW*)
DYNLINK: MSCWP>(*POINTER TO CALLER'S MSCW*)
MSSEG,MSJTAB: ↑TRICKARRAY;
MSIPC: INTEGER;
LOCALDATA: TRICKARRAY
END (*MSCW*);

(*SYSTEM COMMUNICATION AREA*)
(*SEE INTERPRETERS,..NOTE *)
(*THAT WE ASSUME BACKWARD *)
(*FIELD ALLOCATION IS DONE *)
SYSCOMREC = RECORD
IORSLT: IORSLTWD>(*RESULT OF LAST IO CALL*)
XEQERR: INTEGER>(*REASON FOR EXECERRROR CALL*)
SYSUNIT: UNITNUM>(*PHYSICAL UNIT OF BOOTLOAD*)
BUGSTATE: INTEGER>(*DEBUGGER INFO*)
GDIRP: DIRP>(*GLOBAL DIR POINTER,SEE VOLSEARCH*)
LASTMP,STKBASE,BOMBPP: MSCWP;
MENTOP,SEG,JTAB: INTEGER;
BOMBIPC: INTEGER>(*WHERE XEQERR BLOWUP WAS*)
EXPANSION: ARRAY [0..14] OF INTEGER;
HIGHTIME,LOWTIME: INTEGER;
MISCINFO: PACKED RECORD
NOBREAK,STUPID,SLOWTERM,
HASXCRT,HASLCRT,HASBS10A,HASCLOCK: BOOLEAN
END;
CRTTYPE: INTEGER;
CRTCTRL: PACKED RECORD
```

Listing continued.

if the system's terminal has the particular command passed in the parameter list. Function `sc_has_key` returns true if the system's terminal can generate the particular control command passed in the parameter list. Function `sc_map_crt_command` returns the `sc_key_command` mapped from the control character passed in the parameter list. All these routines make use of the special types defined in Screenop's TYPE section called `sc_scrn_command` and `sc_key_command`.

Function `sc_prompt` returns a character pressed by the operator in response to a prompt line. The prompt, passed as `LINE`, is displayed at position `X_POS`, `WHERE`, and the cursor is placed at position `X_CURSOR`, `Y_CURSOR`. If `X_CURSOR` is less than 0 then the cursor is simply placed at the end of the prompt. If the prompt is too long to fit on the screen, it is broken up into pieces at points defined by the `BREAK_CHAR` (typically a space). The operator cycles through the different pieces of the prompt by pressing the ? key. The parameter `NO_CHAR_BACK` determines if the character pressed should echo to the screen. The parameter `RETURN_ON_MATCH` delineates the acceptable character set. All lowercase is converted to uppercase, so `RETURN_ON_MATCH` should contain uppercase characters.

Function `sc_check_CHAR` is used for processing rub-out characters,

Function `space_wait` repeatedly reads from the keyboard until a space or return is typed. If a space is pressed then false is returned, otherwise true. If the parameter `FLUSH` is set to true, then the string press <space> to continue is displayed. Note that function `space_wait` should have been called function `sc_space_wait`. This omission appears in Softech's interface.

Finally, procedure `sc_init` initializes all tables. This is primarily an operating system call in version IV.1 UCSD Pascal.

Pascal Globals

Listing 2, `SYSCOM.TEXT`, shows the global declarations taken from an early version of UCSD Pascal, known as 1.3. As far as I can tell, these globals work for Apple Pascal 1.1.

Most of these global declarations re-

Data work.

Circle 106 on Reader Service card.



It's simple.

Now **Data Perfect™** from LJK helps you organize your files and numbers like the adding machine first helped your grandfather. It keeps tax records. Lets you change files easily. List and edit addresses. Compares stocks. Stores expenses. It even calculates. Used with

Letter Perfect™, you can even make custom mailings. Simply.

When it comes to practical software for Ataris, Apples and look alikes, Data Perfect is simple to learn. And hard to beat. Ask your dealer for a demonstration, or write LJK for more information.




LJK, INC. • 7852 Big Bend Blvd., St. Louis, MO 63119 • (314) 962-1855

© LJK Inc. 1983

WHY SETTLE FOR "YESTERDAY'S" APPLE WORD PROCESSOR?

DESIGNED
FOR APPLE IIe



Write Away is the fastest, most versatile Apple word processor available today. Whether you are a novice or advanced professional you'll appreciate Write Away's speed, ease of use and powerful features. Written specifically for the Apple IIe, Write Away will also run faster than any other word processor on 48-64K Apple II+ and Apple compatible systems.*

Write Away is easy to learn and use.

The manual is tabbed and organized by functions with three written and two screen tutorials. Command reference sections include carefully explained examples, a handy reference card, a help screen, and a complete index. You'll use single keystrokes for inserting, deleting, searching, cursor movements and other commands. Write Away uses standard Apple DOS text files for easy interfacing. The Write Away system includes a mail/merge function and special utilities for creating a mailing list from popular data bases. Write Away automatically uses all popular II+ and IIe 80-column boards and will work with any printer.

Write Away... Awarded the seal of approval by the Professional Software Programmers Association.

ONLY \$175

WRITE AWAY

Midwest Software Associates
P.O. BOX 301 ST. ANN, MO 63074
CALL TOLL FREE 1-800-835-2246 / Ext. 467
(in Kansas) 1-800-362-2421 / Ext. 467

*Apple and Apple IIe are registered trademarks of Apple Computer, Inc. Franklin 1000 and 1200 are registered trademarks of the Franklin Computer Corporation. Basis 108 is a registered trademark of Basis, Inc. (Special Write Away version with function key support).

Circle 50 on Reader Service card.



fer to file and directory structures. Further down are declarations referring to the debugger, which was never successfully implemented. Finally, there are the declarations of the system communications area. This is the crucial information for screen control.

Nearly all data needed for screen control exists in three packed record structures. MISCINFO contains flags indicating such things as lowercase availability. CRTCTRL contains the values for various control functions, such as backspacing and erasing to the end of the line. CRTINFO contains the values relating to cursor behavior. As long as the user has configured his system

"Nearly all data needed for screen control exists in three packed record structures."

properly, screen control can be accomplished by following this system communication map. The map is packaged in a record type named SYSCOMREC, which is identified by the pointer variable SYSCOM. SYSCOM↑ contains screen information, which is built during the boot process and maintained securely in RAM until power is removed or the Pascal system is halted.

The Keys to the Kingdom

In order to directly access the global data structures of the Pascal system, units must be compiled at the U-, or system level. Unit Screenops is compiled at the U- level by surrounding it with a program called FAKEKERNEL. This program does nothing by itself. It is a place holder for the real Pascal operating system kernel. Because SYSCOM.TEXT is included (note the \$I compiler directive in the main file SCREENOPS.TEXT), unit Screenops can refer to the SYSCOM↑ area. During compilation, the compiler will build pointers into areas of memory that exactly correspond to the locations of screen information.

Implementation

Explanation of some of the Screenops routines follows, in the order in which they appear in Listing 3, IMPLEMENT.

Listing continued.

```

RLF,NDFS,ERASEEOL,ERASEEOD,HOME,ESCAPE: CHAR;
BACKSPACE: CHAR;
FILLCOUNT: 0..255;
EXPANSION: PACKED ARRAY [0..3] OF CHAR
END;
CRTINFO: PACKED RECORD
WIDTH,HEIGHT: INTEGER;
RIGHT,LEFT,DOWN,UP: CHAR;
BADCH,CHARDEL,STOP,BREAK,FLUSH,EOD: CHAR;
ALTMODE,LINDEL: CHAR;
EXPANSION: PACKED ARRAY [0..5] OF CHAR
END;
SEGTABLE: ARRAY [SEGRANGE] OF
RECORD
CODEUNIT: UNITNUM;
CODEDESC: SEGDESC
END
END (*SYSCOM*);
VAR
SYSCOM: ↑SYSCOMREC>(*MAGIC PARAM...SET UP IN BOOT*);
( End Global declarations for UCSD Pascal version 1.3 )

```

Listing 3. IMPLEMENT.TEXT.

```

CONST
bell = 7;
VAR
continue : boolean;
window : sc_window;
PROCEDURE sc_GOTO_xy((x, line:INTEGER));
BEGIN
gotoxy(x,line);
END;
PROCEDURE sc_setc_ch((VAR ch:CHAR; return_on_match:sc_chset));
PROCEDURE uppercase (VAR ch:CHAR);
BEGIN
IF((ch>='a')AND(ch<='z')) THEN
ch:=chr(ord(ch)-ord('a')+ord('A'));
END;
BEGIN
repeat
unitread(2,window[0],1,0,12);
ch:=window[0];
uppercase(ch);
until (ch IN returnonmatch);
END;
FUNCTION space_wait((flush:BOOLEAN):BOOLEAN);
VAR c:char;
BEGIN
if flush then
BEGIN
unitclear(2);
write ('press <space> to continue');
END;
scsetch(c,[' ',chr(13)]);
if(c=' ')then space_wait:=false else space_wait:=true;
END;
PROCEDURE notimplemented;
VAR
warnins : boolean;
BEGIN
WRITE(CHR(bell));
WRITELN;
WRITE ('UNIMPLEMENTED PROCEDURE CALLED IN SCREENOPS!!! ');
warnins:=spacewait(true);
END;
PROCEDURE controlchar (c:char);
begin
window[0]:=c;
unitwrite(1,window[0],1,0,8);
end;
PROCEDURE sc_use_info((DO_what:sc_choice; VAR t_info:sc_info_TYPE));
BEGIN
case dowhat of
sc_give:with tinfo do
begin
syscomt.crtinfo.height:=miscinfo.height;
syscomt.crtinfo.width:=miscinfo.width;
syscomt.miscinfo.nobreak:=not(miscinfo.canbreak);
syscomt.miscinfo.slowterm:=miscinfo.slow;
syscomt.miscinfo.hasxctrl:=miscinfo.xctrl;
syscomt.miscinfo.haslctrl:=miscinfo.canupscroll;
end;
sc_set: with tinfo do
begin
scversion:='Kludged For Apple 1.1';
scdate.month:=1; scdate.day:=24; scdate.year:=83;
specchar:=[CHR(0)..CHR(255)]-[' ','.',','];

```

Listing continued.

Listing continued.

```
miscinfo.height:=syscomf.crtinfo.height;
miscinfo.width:=syscomf.crtinfo.width;
miscinfo.canbreak:=not(syscomf.miscinfo.nobreak);
miscinfo.slow:=syscomf.miscinfo.slowterm;
miscinfo.xscr:=syscomf.miscinfo.hasxscr;
miscinfo.lcscr:=syscomf.miscinfo.haslcscr;
miscinfo.canupscroll:=true;
miscinfo.candownscroll:=false;
end;
END;

PROCEDURE sc_use_port((DO_what:sc_choice; VAR t_port:sc_tx_port));
BEGIN
  case dowhat of
    scgive:with t_port do
      BEGIN
        notimplemented;
      END;
    scset: with t_port do
      BEGIN
        notimplemented;
      END;
  end;
END;

PROCEDURE sc_erase_TO_eol((x,line:INTEGER));
BEGIN
  sc_GOTOXY(x,line);
  controlchar(syscomf.crtctrl.eraseeol);
END;

PROCEDURE sc_left;
BEGIN
  controlchar(syscomf.crtctrl.left);
END;

PROCEDURE sc_right;
BEGIN
  controlchar(syscomf.crtctrl.right);
END;

PROCEDURE sc_up;
BEGIN
  controlchar(syscomf.crtctrl.up);
END;

PROCEDURE sc_down;
BEGIN
  controlchar(syscomf.crtctrl.down);
END;

PROCEDURE sc_clr_screen;
BEGIN
  Page(output);
END;

PROCEDURE sc_clr_line ((y:INTEGER));
BEGIN
  sc_GOTOXY(0,y);
  controlchar(syscomf.crtctrl.eraseeol);
END;

PROCEDURE sc_home;
BEGIN
  controlchar(syscomf.crtctrl.home);
END;

PROCEDURE sc_eras_eos ((x,line:INTEGER));
BEGIN
  sc_GOTOXY(x,line);
  controlchar(syscomf.crtctrl.eraseeos);
END;

FUNCTION sc_find_x(:INTEGER);
( Implemented for a VIDEX80 card in slot #3 of the Apple II. Refer
  to David L. Kutzler's article "Screen Shepherd" beginning on
  p. 44 in the Feb. '83 issue of INCIDER. )
TYPE
  byte = packed array [0..1] of 0..255;
VAR
  memory : packed record case boolean of
    true: (address:integer);
    false: (location:byte);
  end;
BEGIN
  memory.address:=1403;
  sc_find_x:=memory.location[0];
END;

FUNCTION sc_find_y(:INTEGER);
( Implemented for a VIDEX80 card in slot #3 of the Apple II. Refer
  to David L. Kutzler's article "Screen Shepherd" beginning on
  p. 44 in the Feb. '83 issue of INCIDER. )
TYPE
  byte = packed array [0..1] of 0..255;
VAR
  memory : packed record case boolean of
    true: (address:integer);
    false: (location:byte);
  end;
BEGIN
  memory.address:=1531;
  sc_find_y:=memory.location[0];
END;
```

Listing continued.

TEXT. All routines were not implemented, but the heavily used routines were.

Procedure `sc_GOTO_xy` simply calls the language intrinsic `GOTO_xy`. I believe that `sc_GOTO_xy`, in version IV.1, was implemented in such a way as to improve cursor addressing speed. Here it is merely a pass-along.

Procedure `sc_getc_ch` and function `space_wait` are quite straightforward and speak for themselves.

Procedure `notimplemented` warns the programmer if a call to one of the unimplemented Screenops routines was made.

Procedure `controlchar` uses the low level intrinsic `UNITWRITE` to send control characters to the CRT.

Procedure `sc_use_info` uses the special types defined in Screenops called `sc_choice` and `sc_info_TYPE` to either read or alter information in the global area `SYSCOM†`. If the parameter `DO_what` is passed as `sc_GET`, then information from `SYSCOM†` is loaded into the caller's `T_info` record. If the parameter `DO_what` is passed as `sc_give`, then information in the `SYSCOM†` area is changed, according to the caller's `t_info` record. This may be dangerous. This procedure is normally used only to read and not alter the `SYSCOM†` information.

Procedure `sc_erase_TO_eol` through procedure `sc_eras_eos` are cursor movement and screen clearing procedures that were trivial to implement once `SYSCOM†` became accessible.

Procedure `sc_find_x` and procedure `sc_find_y` are, unfortunately, hardware dependent. They need to examine memory locations specific to the brand of 80-column card or terminal you are using. In both procedures they are set for the Videx 80-column board. Change the value assigned to the variable `MEMORY.ADDRESS` according to your hardware's manual.

Function `sc_prompt` first checks the parameters for validity. If the prompt `LINE` fits within the screen window, then the function simply waits for an acceptable character to be pressed. If the prompt `LINE` is wider than the screen window, a pair of pointers called `BEGINPTR` and `ENDPTR` is used to keep track of the various subsections of `LINE` that may be displayed and cy-

atlantic Software

9 Spinning Wheel Rd. Monroe, CT 06468

UP TO
50%
DISCOUNT
Apple—Atari—IBM

SPECIAL DISCOUNTS

Nibbles Away II	54.95
Replay II	130.00
Wildcard	110.00
Essential Data Duplicator	68.00
Franklin Computer	Call
Apple IIe Computer	Call

GAMES

Program	List Price	Our Price
Starcross	39.95	27.45
Mask of the Sun	39.95	29.95
Blade of Blackpool	39.95	27.45
Tubeway	34.95	24.00
Aztec	39.95	27.45
The Prisoner II	32.95	22.65
Pinball Construction Set	39.95	27.45
Chop Lifter	34.95	24.00
The Arcade Machine	54.95	42.00
Castle Wolfenstein	29.95	20.55
Cannonball Blitz	34.95	24.00
Swashbuckler	34.95	24.00
Serpentine	34.95	24.00
Night Mission Pinball	29.95	23.20
Zork I, II, or III	39.95	27.45
Flight Simulator	33.50	27.20
Wizard and the Princess	32.95	22.65
Deadline	49.95	34.25
Time Zone	99.95	65.00
Sherwood Forest	34.95	26.20
Wizardry	49.95	36.20
Knight of Diamonds	34.95	25.30
Frogger	34.95	24.00
Sargon II	34.95	25.30
Cross Fire	29.95	20.55
David's Midnight Magic	34.95	24.00
Galactic Adventures	59.95	41.25
Miner 2049er	39.95	31.00
Bomb Alley	59.95	41.00
Lunar Leapers	29.95	20.50
Night Flight	29.95	20.50
Critical Mass	39.95	27.50
U-Boat Command	29.95	20.50
Zaxxon	39.95	28.00
Millionaire	79.95	54.95
The Dark Crystal	39.95	27.50
The Serpent's Star	39.95	27.50
Odesta Chess 7.0	69.95	52.00
Caverns of Freitag	29.95	20.50
The Vein Game	34.95	24.00
Wizardry III	39.95	27.50
Germany 1985	59.95	41.25
Ultima II	59.95	41.25
Rendezvous 1.1	39.95	27.50
Missing Ring	29.95	20.50
Wavy Navy	34.95	24.00
Wiz Plus	39.95	27.50
Microscopic Journey	39.95	24.00
Microbe	44.95	30.95
Police Artist	34.95	24.00
Beneath Apple Manor Spec. Ed.	29.95	20.50
Solitaire & Cribbage	34.95	24.00
Spectre	29.95	20.50
Go	34.95	24.00
Jawbreaker II	29.95	20.50
The Desecration	39.95	27.50

BUSINESS

Program	List Price	Our Price
DB Master	229.00	159.00
DB Master Utility Pak 1	99.00	68.00
DB Master Utility Pak 2	99.00	68.00
D Base II	700.00	460.00
PFS: Report	125.00	78.00
PFS: Graph	125.00	90.00
Visitrend/Visiplot	300.00	224.00
Visicalc 3.3	250.00	184.00
The General Manager II	229.95	174.00
Magic Window II	149.95	105.00
Versaform	389.00	268.00
Screenwriter II	129.95	93.50
Word Handler	199.00	137.50
Super Text 40/80	175.00	129.00
Wordstar	495.00	335.00
Mailmerge	250.00	172.50
The Dictionary	99.95	71.95
Supercalc (Req. Softcard)	295.00	203.50
Letter Perfect	149.95	107.95
Sensible Speller	125.00	82.00
1st Class Mail	74.95	60.00
Real Estate Analyzer II	195.00	134.50
Pie Writer	149.95	105.00
Spell Star	250.00	172.50
Magic Mailer	99.95	50.00
Pascal Programmer	150.00	115.00
Data Fax	199.00	139.00

EDUCATIONAL

Program	Our Price
In Search of the Most	27.45
Amazing Thing	20.50
Hey Diddle Diddle	23.00
Facemaker	31.00
Snooper Troops 1 or 2	24.00
Story Machine	20.75
Kindercomp	41.25
Delta Drawing	20.75
Rhymes and Riddles	29.95
Sticky Bear Numbers	29.95
Sticky Bear ABC	29.95
Sticky Bear Bop	29.95
Old Ironsides	37.43
Rocky's Boots	33.50
Gertrude's Puzzles	33.50
Gertrude's Secrets	29.95
Bumble Plot	29.95
Bumble Games	22.50
Juggle's Rainbow	20.75
Compu-Read	34.50
Compu-Math	27.50
Spelling Bee w/Primer	27.50
Algebra 1 2 3 or 4	34.00
SAT Wd. Attack Skills	34.00
PSAT Wd. Att'k Skills	24.00
Whole Brain Spelling	59.00
The New Step by Step	41.25
Speed Read Plus	51.45
Speed Reading	34.00
Decimals—Eduware	34.00
Fractions—Eduware	17.00
Perception	28.95
The Linguist	29.95
E-Z Learner	20.75
Counting Bee	24.00
Know Your Apple	29.95
Momptown Hotel	29.95
Momptown Parade	27.25
Magic Spell	27.25

HARDWARE

Printers	Our Price
Okidata	439
Microline 82A FT	689
Microline 83A FT	515
Microline 92	880
Microline 93	880
NEC	
8023A w/Graph. Par.	485
Smith Corona TP-1	629
Epson	
FX 80	550
ProWriter	
8510AP Parallel	365
1510 Parallel	675
Monitors	Our Price
Amdek Color I	309
Amdek Color II	725
Amdek Color III	435
Amdek RGB Interface	149
Amdek 300G Hi-Res G	149
Sanyo 9" Bl. & Wh.	149
Sanyo 9" Green	155
Sanyo 12" Green	210
Sanyo 13" Color L/R	375
NEC 12" Color	325
USI 12" Amber	169
USI 12" Green	149
Disk Drives	Our Price
Micro SCI A2	299
Micro SCI A2 w/contr	400
Rana Elite 1 (add on)	299
Rana Elite 1 w/contr	400

HOBBY

Program	List	Our Price
Dos Boss	24.00	16.50
The Graphics Magician	59.95	44.95
The Complete Graphics Sys.	69.95	52.45
Special Effects	39.95	29.95
Utility City	29.50	20.25
Lisa 2.5	79.95	54.95
Lisa Educational System	119.95	82.45
Apple Mechanic	29.50	20.25
TASC Compiler	175.00	126.95
Alpha Plot	39.50	27.25
Bug Byter	47.50	40.00
Zoom Graphix	39.95	29.95
Bag of Tricks	39.95	29.95
Merlin Assembler	64.95	47.00
Merlin Combo Pack	119.95	80.45
Hi-Res Secrets	124.95	82.50
Back It Up II Plus	59.95	41.00

HOME

Program	List	Our Price
Home Accountant	74.95	48.00
ASC II Express:	129.95	85.00
Data Capture 4.0	65.00	44.65
Typing Tutor II	24.95	18.00
Transend I	89.00	67.50
SAT English I	30.00	21.65
Master Type	39.95	27.45
ACE	39.95	28.95
Visiterm	100.00	78.25
Format II Enhanced	150.00	115.00

ACCESSORIES

Item	Our Price
System Saver	74.00
Hayes Micromodem II	265.00
Hayes Micromodem II w/terminal program	295.00
The Joyport	53.55
TG Paddles	28.55
TG Joysticks	39.95
TG Select-A-Port	42.85
Microsoft Softcard	238.95
Videx Vidioterm Card	248.00
The Grappler	130.00
Microsoft RAM Card	75.00
Kraft Joystick	48.50
Videx Enhancer II	121.00
Mockingboard	Call
Corvus Hard Disks	Call
S.A.M. Automatic Mouth	85.95
Saturn 128K RAM	375.00

MEDIA

	Our Price
Elephant 5 1/4 SSSD/10	22.00
Verbatim 5 1/4 SSSD/10	30.00
Maxell 5 1/4 SSSD/10	30.00



Foreign Orders: Canada-\$5.00, Europe-\$15.00, APO-\$5.00, P.O.-\$5.00, Alaska-\$5.00. For fast delivery send certified check, cashiers check or money order. We also accept C.O.D.'s, Mastercard and Visa. (Include card # and expiration date.) Conn. residents add 7.5% sales tax. Include \$2.50 for shipping. We ship same day for most orders. Prices subject to change without notice. School purchase orders accepted.

ORDERS ONLY
TOLL FREE - 7 DAYS/WK

1-800-243-4536

For Inquiries and Connecticut Orders Call (203) 268-4596

If something you would like is not listed, just call. If we don't have it, we can get it.

Listing continued.

```
PROCEDURE sc_clr_cur_line;
VAR
    saveX : integer;
BEGIN
    saveX:=sc_find_x;
    sc_clr_line (sc_find_y);
    sc_GOTOXY (saveX,sc_find_y);
END;

FUNCTION sc_scrn_has(what:sc_scrn_command):BOOLEAN;
BEGIN
    notimplemented;
    scscrnhas:=true;
END;

FUNCTION sc_has_key(what:sc_key_command):BOOLEAN;
BEGIN
    notimplemented;
    schaskey:=true;
END;

FUNCTION sc_map_ctrl_command((VAR K_ch:CHAR):sc_key_command);
BEGIN
    notimplemented;
    scmapctrlcommand:=scnotlesal;
END;

FUNCTION sc_prompt((line :sc_line_STRING; x_cursor,y_cursor,x_pos,
                    where:INTEGER; return_on_match:sc_chset;
                    no_CHAR_back:BOOLEAN; break_CHAR:CHAR):CHAR);
VAR
    besinptr,
    endptr,
    i : integer;
    c : char;

    procedure abort;
    var
        throwaway : boolean;
    begin
        writeln;
        writeln('Error in procedure sc_prompt! ');
        throwaway:=space_wait(true);
        c:=chr(bell);
        end;

    function screenroom: integer;
    VAR
        screen : sc_info_type;
    begin
        sc_use_info (sc_get,screen);
        screenroom:=screen.miscinfo.width-xpos;
        end;

    procedure checkparameters;
    var
        aok : boolean;
    begin
        function checkwidth: boolean;
        begin
            checkwidth:=(screenroom>0);
            end;

        function checkset: boolean;
        begin
            if (return_on_match = []) then checkset:=false
            else checkset:=true;
            end;

        function checkline: boolean;
        begin
            if (length(line)<1) then checkline:=false
            else checkline:=true;
            END;

        begin
            if not((checkwidth)and(checkset)and(checkline)) then abort;
            end;

    procedure writeprompt(p:sc_line_string);
    begin
        sc_erase_to_eol(x_pos,where);
        sc_gotoxy(x_pos,where);
        write(p);
        if(x_cursor>=0) then sc_gotoxy(x_cursor,y_cursor);
        end;

    function promptfits: boolean;
    begin
        promptfits:=(length(line)<=screenroom);
        end;

    function chop:integer;
    var
        find,
        cut : integer;
    begin
        if (screenroom>=(length(line)+1-besinptr))
        then chop:=length(line)
        else
            begin
                cut:=besinptr+screenroom-1;
                find:=abs(scan(-(cut-besinptr),=breakchar,line[cut]));
                if (find=(cut-besinptr)) then find:=0;
            end;
        end;
    END;
```

Listing continued.

cluded through. This is managed with function chop and function screenroom. Functions clarify the meanings of expressions because they may occur on the right side of the becomes (:=) operator as arguments.

Finally, the Screenops unit initialization section writes a title line on the screen prior to the execution of the calling program.

Installation

Type in the main file SCREENOPS.TEXT from Listing 1, and the two include files \$SYSCOM.TEXT from Listing 2 and IMPLEMENT.TEXT from Listing 3. Compile the file SCREENOPS.TEXT

"The cursor will move about the screen in cycles of rectangles."

into SCREENOPS.CODE. Then, install unit Screenops into the SYSTEM.LIBRARY file on your boot disk by following the directions on pages 186-193 of the *Apple Pascal Operating System Reference Manual*. Those pages describe how the utility program APPLE3.LIBRARY works. The segment called FAKEKERN that occupies slot 0 need not be transferred.

Testing

Listing 4 TESTCURSOR.TEXT, shows a program for exercising the prompt and cursor movement parts of Screenops. TESTCURSOR.TEXT can be compiled and executed after installing unit Screenops into SYSTEM.LIBRARY. The cursor will move about the screen in cycles of rectangles. If cursor movement does not occur as expected, then execute the Apple supplied utility program called SETUP located on the disk APPLE3. Follow the directions on pages 199-202 of the *Apple Pascal Operating System Reference Manual*. Alter the necessary fields according to your 80-column card or terminal. A listing of pertinent fields for the Videx 80-column card is shown in Listing 5, VIDEX80.TEXT.

Applying a standard method of screen control should prove an asset to your programming products. ■

Listing continued.

```

                chop:=cut-find;
                end;
        end;

BEGIN
checkParameters;
beginPtr:=1;
if(promptfits) then
    begin
    writePrompt(line);
    sc_setc_ch(c,return_on_match);
    if (no_char_back=false) then write(c);
    end
else
    repeat
        if (beginPtr>length(line))then beginPtr:=1;
        endPtr:=chop;
        writePrompt(copy(line,beginPtr,endPtr+1-beginPtr));
        beginPtr:=endPtr+1;
        sc_setc_ch(c,return_on_match + ['?']);
        if (c <> '?' and not(no_char_back)) then write(c);
    until(c <> '?');
sc_Prompt:=c;
END;

FUNCTION sc_check_CHAR((VAR buf:sc_window;
VAR buf_index,bytes_left:INTEGER):BOOLEAN);
BEGIN
notImplemented;
END;

PROCEDURE sc_init;
BEGIN
notImplemented;
END;

```

```

Program exercisecursor;
uses screenops;

```

```

var
repliset      : sc_ch_set;
promptstring  : sc_lons_STRING;

procedure slowdown (time:integer);
var
wait         : integer;
begin
for wait:=time downto 0 do begin (nothing) end;
end;

procedure rectangle;
const
startX      = 10;
startY      = 8;
stepX       = 60;
stepY       = 8;

procedure clockwise;
var i:integer;
begin
for i:=1 to stepX do sc_right; slowdown(2047);
for i:=1 to stepY do sc_down; slowdown(2047);
for i:=1 to stepX do sc_left; slowdown(2047);
for i:=1 to stepY do sc_up; slowdown(2047);
end;

procedure counterclockwise;
var i:integer;
begin
for i:=1 to stepY do begin sc_down; slowdown(63) end;
for i:=1 to stepX do begin sc_right; slowdown(63) end;
for i:=1 to stepY do begin sc_up; slowdown(63) end;
for i:=1 to stepX do begin sc_left; slowdown(63) end;
end;

begin
sc_GOTO_xy(startX,startY);
slowdown(511);
clockwise;
counterclockwise;
slowdown(511);
end;

begin
repliset:=['M','Q'];
promptstring:=' M(ove the cursor in a rectangle Q(uit)';
promptstring[1]:=chr(7); (insert a bell as the first character)
sc_clr_screen;

sc_home;
writeln('Program to exercise cursor movement using unit screenops. ');
while(sc_Prompt(promptstring,-1,0,0,1,repliset,true,'')<>'Q') do rectangle;
sc_clr_screen;
end.

```

Listing 4. TESTCURSOR.TEXT.

THE STATISTICS SERIES™

FLEXIBLE • ACCURATE
EASY-TO-USE

THE STATISTICS SERIES is the statistical software system for the student or professional. —

With **THE STATISTICS SERIES**, you can set up your own statistics workstation to rival a mainframe computer. Why switch from mainframes? Because you're in charge when you do, in touch with your data in ways not possible with a mainframe.

REGRESS II gives multiple regression predictive power to users in finance, engineering, medicine or social science. Choose solution types from simultaneous, stepwise, forward, backward, or power polynomial solutions.

ANOVA II performs simple or sophisticated analyses of variance for agriculture, medicine or social science. Run the most complex anova designs easily and quickly.

STATS PLUS is a number cruncher for market research, business, finance, biology, and social science. Besides the general statistics and nonparametrics, this program offers data management and five-way crosstabulations of questionnaire data.

CALCU-PLOT is a problem solver for business and finance, engineering and science. After you set up the equation and vary the constants, CALCU-PLOT finds the solution and displays the results.

THE STATISTICS SERIES produces carefully organized statistical reports and graphics displays.

THE STATISTICS SERIES programs come with a 10 day money back guarantee. Buy them together or separately at a most attractive price.

Apple II, 48K, 1 or 2 Drives, ROM Applesoft



HUMAN SYSTEMS DYNAMICS

To Order — Call (213) 993-8536
or Write

HUMAN SYSTEMS DYNAMICS
9010 Reseda Blvd. Suite 222
Northridge, CA 91324

Dealer Inquiries Invited

APPLE JUICE



If your Apple or Franklin isn't giving you all the power you need, it's not rotten. It just needs to be juiced up. With a Starfire™ Winchester hard disk drive from Corona.

It leaves Apple DOS in the dust.

For starters, the Starfire gives you all the power inherent in a hard disk drive. Lightning speed (up to 10 times faster than a floppy), enormous storage capacity (5 and 10 megabytes), and superb data reliability.

With none of the bottlenecks, headaches and hassles of floppy drives.

But even better, it makes Apple DOS infinitely friendlier, faster and more powerful.

A lot more slices from the pie.

Our version of Apple DOS is so powerful and friendly, it's like getting a whole new computer. You can work with files up to 400K. Boot into any program from the hard disk. And run programs with a single keystroke.

We've added other features from the Corona PC, our own 16-bit desktop and personal computers. You can automatically, selectively backup your volumes. Partition the disk and run up to 16 different operating systems, including Apple DOS, Pascal and CP/M.¹

And depend on our DataGuard™ and Fail-Safe™ data protection systems for the disk reliability and data integrity you need.



Your saving grace.

And if you're running programs that use a lot of K's, you're still okay because we don't use any of your main memory.

The Corona Starfire is software-compatible with industry-standard packages like VisiCalc,² DBMaster,³ dBASE II⁴

and many others.
So if your Apple
is being squeezed,

juice it up with the Corona Starfire hard disk.


For the name of your nearest Corona dealer, just call us toll-free at 800-621-6746. Or write Corona Data Systems, 31324 Via Colinas, Westlake Village, CA 91361. (213) 991-1144.

Circle 175 on Reader Service card.



FEEL THE POWER.

© Corona Data Systems 1983. 1: tm Digital Research. 2: tm Visicorp (needs Transporter from Omega Microwave). 3: tm Stoneware. 4: tm Ashton-Tate



by Kerry J. Lantz

You say your brother is lost forever? Have your best friends been killed off in the depths of Wizardry? Would you give anything to be a level 25 bishop? Want to get a Ring of Healing, cheap? Would you rather a dozen +5 swords? Then this program is just what you need.

One of the best-selling software packages these days is the game of Wizardry. The richness and complexity of this game provide months of excitement to the casual player and the experienced adventurer alike. Its success has led its creators, Sir-tech Software, to produce a new addition, Knight of Diamonds, and to promise a continuing series of scenarios.

Wizardry is a role-playing game, similar to Dungeons and Dragons. You

develop characters as you pursue adventures in a maze. Each time you play your characters gain strength, earn money, learn spells, and find ever more sophisticated weapons and armor. That is, unless they are killed off

or, worse yet, declared "lost forever."

The process of building characters is lengthy and can be frustrating. Losing one can be a severe setback. In later stages you may inadvertently lose a character in which you have invested many months of development.

As set up by Sir-tech, Wizardry allows you to change the name and the password of your characters, but to determine little else. The Wizfix utility gives you control of character development. With it you can modify your characters predictably. You can also print out at any time a roster of your characters or a complete description

WIZARDRY ROSTER	
A. FERRY	B. MARY
C. SHELL	D. UNCLE
E. ANGEL	F. APPLE
G. GOFER	H. SINBAD
I. FRANKENSTEIN	J. DEVIL
K. MERLIN	L. ROCKY
M. SAMSON	N. MR. SPOCK
O. FAGAN	P. DARTH VADER
Q. MAGUS	R. PESTILENCE
S. FRODD	T. ASLAN

Figure 1. Roster of characters printout.

Address correspondence to Kerry J. Lantz, 834 Brookside Drive, Fairfield, CT 06430.

of the characters and what they are carrying.

Wizfix is written in Applesoft Basic for a 48K Apple II Plus. If your system is smaller, just follow the suggestions for relocating the character in RAM.

Once Upon a Time

When I first acquired Wizardry, I didn't realize I was getting into months of work and excitement. Creating characters gave way to adventuring and I became hooked. As I played, the thrill of making another level in a character was matched only by the despair of "losing a character forever." I soon learned to make a backup disk of my characters periodically. At times it took forever to solve a level of the maze and move on. After months of play, I finally reached Werdna's Lair and bested the evil wizard to recover the amulet.

Now what? The Wizardry box was filed on the shelf and the excitement

"I cautiously changed a few bytes and returned the characters to life."

grew cold. As I awaited the promised new scenario from Sir-tech, my expensive game sat gathering dust.

Then one day, out of curiosity, I looked for my backup characters using a disk zap utility. I found them in the area usually reserved for DOS, tracks 0-2. With fear and excitement, I cautiously changed a few bytes and returned the characters to life. Presto! One was level 50 and one was rich beyond dreams, while one was dead and lost. A new puzzle lay before me—to solve the genetic code of the characters; to map the locations of the bytes that define them. Wizardry came off the shelf and came alive again.

Wizfix is the result. It is a utility that enables you to examine your characters and change their characteristics. It reads the 208 bytes needed to define each character from the disk and stores them in RAM where they can be changed by poking in new values. They are stored at location 38000, as defined by variable BASE in line 906. This lies between DOS and HIMEM (as set in line 105) on a 48K system. If your system is smaller, just change HIMEM and BASE accordingly. By creating this small buffer, there are no conflicts with Applesoft's use of memory for strings.

Wizfix will work only on the backup disk, for two excellent reasons. Wizardry scenarios are a sizable investment. By using only the backup there is no chance of damaging the original. Also, characters are stored at a different location on the Wizardry disk. Wizfix is not prepared to find them there.

Circle 302 on Reader Service card.

LOCK-IT-UP

**DISKETTE COPY-PROTECTION
AND DUPLICATION SYSTEMS
FOR THE APPLE COMPUTER**

The Lock-It-Up systems are sophisticated, menu driven copy-protection and duplication utilities for the Apple II Computer. They feature several levels of protection which make standard diskettes uncopyable by even the most sophisticated nibble copy programs currently available.

- All sectors on the diskette can still be used.
- Data files can be loaded and/or saved to either the protected diskette or an unprotected diskette.
- Memory will be cleared and the disk will reboot if the reset key is pushed.
- The copying systems support up to 14 disk drives.
- Complete data-verification is optional during copy.
- Sequential serial numbers are assigned to each diskette produced by the system
- Master diskettes created with the system contain an I.D. stamp that you select. The I.D. stamp must be correctly specified before any diskettes can be duplicated. This prevents other Lock-It-Up owners from copying your diskettes.
- Extensive support is provided should you have any problems or special needs.
- Our system is supported by numerous disk copying services should you need a large quantity of diskettes duplicated.

Either system is available for \$225, which includes three diskettes, an informative manual, and a non-exclusive license to copy as many diskettes as needed.

ORDER NOW! Call collect for COD, Mastercard or Visa orders
DEALER INQUIRIES INVITED



DOS VERSION:


- Any standard DOS 3.3 diskette can be protected.
- DOS command names can be changed and/or deleted.
- Autorun can be used to prevent the listing of a program or the use of any basic commands outside of a program.
- A faster DOS can be used in order to decrease disk access time by up to 50%!

REQUIRES: 48K Apple II or II+ with Applesoft in ROM or language system and at least two disk drives.

PASCAL VERSION:

- Any standard Apple Pascal 1.1 diskette can be protected.
- Files may be transferred to a standard Pascal diskette, but they will not run unless they are on the protected diskette.
- Easily added to any program by use of a Regular Unit.
- Compatible with Apple Fortran.

REQUIRES: Apple Pascal and at least two disk drives.



**DOUBLE - GOLD
SOFTWARE**

13126 ANZA DRIVE
SARATOGA, CA 95070
(408) 257-2247

Program listing, Wizfix.

```

100 REM
*****
WIZFIX
*****
101 REM
WIZARDRY CHARACTER UTILITY
102 REM
-----
BY KERRY J. LANZ
-----

105 HIMEM: 38000
110 DIM N$(20), TRK(20), SEC(20), T$(140)
115 GOSUB 800
120 GOSUB 700: GOTO 400
200 REM IDENTIFY CHARACTER
205 P$ = "": FOR MAP = BASE + 17 TO BASE + 31: P$ = P$ + CHR$(PEEK
(MAP)): NEXT
210 L$ = STR$(PEEK(BASE + 200)) + "-EAST " + STR$(PEEK(BASE +
202)) + "-NORTH LEVEL-" + STR$(PEEK(BASE + 204))
220 R = PEEK(BASE + 34): C = PEEK(BASE + 36): S = PEEK(BASE + 40): D =
PEEK(BASE + 42)
225 Y1 = PEEK(BASE + 38): Y2 = PEEK(BASE + 39): OL = INT((Y1 + Y2 *
256) / 52)
230 C1 = PEEK(BASE + 44): C2 = PEEK(BASE + 45): C3 = PEEK(BASE +
46): C4 = PEEK(BASE + 47)
231 ST = C1 - INT(C1 / 32) * 32
232 IQ = INT(C1 / 32) + (C2 - INT(C2 / 4) * 4) * 8
233 PI = INT(C2 / 4) - 32 * INT(C2 / 128)
234 VI = C3 - INT(C3 / 32) * 32
235 AG = INT(C3 / 32) + (C4 - INT(C4 / 4) * 4) * 8
236 LU = INT(C4 / 4) - 32 * INT(C4 / 128)
240 G1 = PEEK(BASE + 52): G2 = PEEK(BASE + 53): G3 = PEEK(BASE +
54): G4 = PEEK(BASE + 55)
241 CASH = G1 + (G2 * 256) + ((G3 + (G4 * 256)) * 10000)
245 E1 = PEEK(BASE + 124): E2 = PEEK(BASE + 125): E3 = PEEK(BASE +
126): E4 = PEEK(BASE + 127)
246 EP = E1 + (E2 * 256) + ((E3 + (E4 * 256)) * 10000)
250 LE = PEEK(BASE + 132) + (PEEK(BASE + 133) * 256): PH = PEEK(BASE
+ 134): TH = PEEK(BASE + 136): AC = PEEK(BASE + 176): IF PEEK(BASE +
177) > 0 THEN AC = (AC - 256)
255 FOR K = 1 TO 7: MAP = BASE + 144 + (2 * K): M(K) = PEEK(MAP): NEXT
260 FOR K = 1 TO 7: MAP = BASE + 158 + (2 * K): P(K) = PEEK(MAP): NEXT
265 RETURN
300 REM PRINT CHARACTER
305 HOME
310 PRINT N$(A), O$(O); " "; R$(R); " "; C$(C): PRINT "PASSWORD==>"; P$:
PRINT
315 PRINT " STRENGTH "; SPC(ST < 10); ST; SPC(5); "GOLD "; CASH
320 PRINT " IQ "; SPC(IQ < 10); IQ; SPC(6); "EXP "; EP
325 PRINT " PIETY "; SPC(PI < 10); PI
330 PRINT " VITALITY "; SPC(VI < 10); VI; SPC(4); "LEVEL "; LE; SPC(
6); "AGE "; DL
335 PRINT " AGILITY "; SPC(AG < 10); AG; SPC(5); "HITS "; PH; "/"; TH; SPC(
2); "AC "; AC
340 PRINT " LUCK "; SPC(LU < 10); LU; SPC(3); "STATUS "; S$(S): PRINT
342 PRINT "
MAGE
"; M(1); "/"; M(2); "/"; M(3); "/"; M(4); "/"; M(5); "/"; M(6); "/"; M(7)
344 PRINT " PRIEST
"; P(1); "/"; P(2); "/"; P(3); "/"; P(4); "/"; P(5); "/"; P(6); "/"; P(7)
346 PRINT : PRINT "LOCATION: "; IL$
348 FOR K = 1 TO 39: PRINT "*";: NEXT : RETURN
350 REM CHOICES
353 PRINT
355 PRINT "A-LIFE E-LEVEL+1 I-EXPERIENCE"
360 PRINT "B-CASTLE F-HIT POINTS J-GOLD"
365 PRINT "C-IDENTIFY G-M SPELLS K-YOUTH"
370 PRINT "D-UNCURSE H-P SPELLS L-QUALITIES"
375 PRINT " <2> P.2, REMAKE <3> P.3, TRADING POST"
377 PRINT " <ESC> ROSTER, CHANGES CANCELLED"
380 PRINT " <RET> ROSTER, CHANGES PERMANENT"
385 PRINT " CTRL-P PRINT-OUT OF CHARACTER": RETURN
400 REM MAIN PROGRAM
405 GOSUB 200: GOSUB 300: GOSUB 350: POKE 35, 15
410 VTAB 15: HTAB 19: POKE - 16368, 0: GET B$: B = ASC(B$)
415 IF B = 27 THEN GOTO 120
416 IF B = 50 THEN 600
417 IF B = 51 THEN 650
420 IF B < > 16 THEN 430
422 VTAB 14: HTAB 1: PRINT " ->START PRINTER AND PRESS ANY KEY<- "; GET
AS: PR# 1
424 PRINT : FOR K = 1 TO 40: PRINT "*";: NEXT : PRINT : GOSUB 300: PRINT
: GOSUB 496: GOSUB 348: PRINT : PR# 0
426 GOSUB 300: GOTO 410
430 IF B = 13 THEN POKE 47092, 2: CALL 768: POKE 47092, 1: GOTO 120
435 IF B < 65 OR B > 76 THEN GOTO 410
440 B = B - 64
445 ON B GOSUB 500, 505, 510, 515, 520, 525, 530, 535, 540, 545, 550, 555: GOSUB
200: GOSUB 300: GOTO 410
500 POKE BASE + 40, 0: POKE BASE + 41, 0: RETURN
505 POKE BASE + 32, 0: FOR K = 200 TO 205: POKE BASE + K, 0: NEXT : RETURN
510 FOR MAP = BASE + 64 TO BASE + 120 STEP 8: POKE MAP, 1: NEXT : FOR K =
B TO 1 STEP - 1: IF PEEK(BASE + 58 + (8 * K)) = 0 THEN NEXT : K = 0
511 POKE BASE + 58, K: RETURN
515 FOR MAP = BASE + 62 TO BASE + 118 STEP 8: POKE MAP, 0: POKE MAP - 2, 0:
NEXT : RETURN
520 K = PEEK(BASE + 132): IF K < 254 THEN POKE BASE + 130, K + 1: POKE
BASE + 132, K + 1: RETURN
521 RETURN
525 K = PEEK(BASE + 136): IF K < 245 THEN POKE BASE + 134, K + 10: POKE
BASE + 136, K + 10

```

Listing continued.

How To Use It

First, enter the program as it appears in the Program listing—except for line 430. Until the program is completely debugged maintain line 430 as 430 REM. The reason is that Wizfix is of the "disk zap" family of utilities that uses the RWTS routine of DOS to read data directly from the disk and to write it back to disk after modifying it. (More information on this routine appears on page 94 of the *DOS Manual*.) Line 430 directs RWTS to send 256 bytes from your Apple's memory back to the disk, obliterating what is already there. Until you are sure that Wizfix is working correctly, do not send a modified character to take the place of a tried and true warrior. When everything is working, alter line 430 to that shown in the listing and changes will be permanently reported to the disk.

Enter the listing carefully. Check it twice for typing mistakes. Having someone else check it would be good. Pay special attention to all the data statements. Some items are listed twice (Great Mage Wand); some are unusual words (Shuriken); some sound out of place (winter mittens??).

The large array, T\$, contains the names of all the things used in both Wizardry scenarios: items 1-129 for Knight of Diamonds (or KOD), items 1-93 and 130-136 for Proving Grounds of the Mad Overlord. Wizfix uses the vocabulary of KOD. While you're playing Proving Grounds add the line 912 FOR K = 94 TO 100: T\$(K) = T\$(K + 36): NEXT to change the vocabulary. When you move on, delete the line.


Next, make two backup disks of your characters following the instructions in the Wizardry manual for utilities. One backup will be used by Wizfix. The other is insurance, "just in case." Now, run Wizfix. The program will instruct you from there.

The title page tells you to insert the backup disk and press return. At this point any other key will exit the program. Wizfix then reads the disk for the names of all the characters and produces a roster of all the presently available characters. Control-P sends the roster to your printer. You can now leave the program by pressing escape

apple
discount
software

CALSOFT

Personal—Entertainment—Business
SOFTWARE



Low Discount Prices/15% to 25% Discount off List Price
Fast Convenient Service/Same day shipping on most orders
Large Selection of Software/Call or Write for our FREE Catalog!

We have all the latest
software—ASK US!



Call Toll Free: (800) 423-5290 In California: (213) 991-9641

	List Price	Our Price
BEAGLE		
DOS Boss	24.00	20.40
Utility City	29.50	25.05
Apple Mechanic	29.50	25.05
Pronto DOS	29.95	25.45
★ Double Take	34.95	26.20

BPI GENERAL LEDGER
~~395.00~~ 316.00

BPI SYSTEMS

Accounts Receivable	395.00	316.00
Accounts Payable	395.00	316.00

BRODERBUND

David's Midnight Magic	34.95	29.70
★ The Arcade Machine	59.95	44.95
Choplifter	34.95	29.70
Serpentine	34.95	29.70
Sea Fox	29.95	25.45
AE	34.95	29.70
★ Bank Street Writer	69.95	52.45
Gumball	29.95	25.45
Lode Runner	34.95	29.70

CONTINENTAL

★ Home Accountant	74.95	56.20
CPA Modules #1-4 (each)	250.00	199.95
★ FCM	99.95	74.95

EDU-WARE

Rendezvous	39.95	33.95
Prisoner 2	32.95	28.00
★ Algebra 1-4 (each)	39.95	29.95
Algebra 5 & 6	49.95	42.45
Fractions/Decimals (each)	49.00	41.65
PSAT/SAT Word Skills (each)	49.00	41.65

INFOCOM

★ Zork I, II, III (each)	39.95	29.95
Deadline	49.95	42.45
★ Starcross	39.95	29.95
Suspended	49.95	42.45

MICROSOFT

★ Multiplan	275.00	206.25
Typing Tutor II	24.95	21.20
★ TASC Compiler	175.00	131.25
RAM Card	99.95	84.95

PENGUIN

★ Complete Graphics System	69.95	52.45
★ Graphics Magician	59.95	44.95
Special Effects	39.95	33.95
Spy's Demise	19.95	16.95
Transylvania	19.95	16.95
Crime Wave	19.95	16.95

	List Price	Our Price
SIERRA ON-LINE		
Wizard & the Princess	32.95	28.00
★ Ulysses	34.95	26.20
★ Dark Crystal	39.95	29.95
Cross Fire	29.95	25.45
★ Screenwriter II	129.95	97.45
★ Screen Writer Professional	199.95	149.95
★ Ultima II	59.95	44.95
Frogger	34.95	29.70
The Artist	79.95	67.95
General Manager	229.00	183.20
Jawbreaker	29.95	25.45
Learning with Leeper	34.95	29.70
Dragon's Keep	29.95	25.45
Bop-a-Bet	25.95	22.05
Troll's Tale	29.95	25.45
Sammy Lightfoot	29.95	25.45

SIR-TECH

Wizardry	49.95	42.45
Knight of Diamonds	34.95	29.70
Legend of Lyligamyn	39.95	33.95
Star Maze	34.95	29.70

FREE DISKETTE
with each order over \$50.
Just mention this ad.

SOFTWARE PUBLISHING

★ PFS	125.00	93.75
★ PFS: Report	125.00	93.75
PFS: Graph	125.00	106.25

SPINNAKER

★ Snooper Troops #1, #2 (each)	44.95	33.70
Story Machine	34.95	29.70
Face Maker	34.95	29.70
Delta Drawing	59.95	50.95

STONEWARE

★ DB Master	229.00	171.75
DB Master Utility Pak #1	99.00	84.15
DB Master Utility Pak #2	99.00	84.15

TG PRODUCTS

★ Joystick	59.95	44.95
Game Paddles	39.95	33.95
★ Select-a-Port	59.95	44.95

ULTRASOFT

Mask of the Sun	39.95	33.95
★ Serpent's Star	39.95	29.95

XEROX

Sticky Bear Bop	39.95	33.95
Sticky Bear Numbers	39.95	33.95
Sticky Bear ABC	39.95	33.95

SIRIUS SOFTWARE

★ Blade of Blackpool	39.95	29.95
The Joyport	49.95	42.45
★ Type Attack	39.95	29.95
Wavy Navy	34.95	29.70
★ Repton	39.95	29.95
Critical Mass	39.95	33.95
Fowl Play	39.95	33.95

MERLIN

~~84.95~~ 48.70

SOUTHWESTERN

★ Ascii Express Professional	129.95	97.45
Routine Machine	64.95	55.20
Munch-a-Bug	49.95	42.45
SDS Combo	119.95	101.95

STRATEGIC SIMULATIONS

Napoleon's Campaigns	59.95	50.95
★ Road to Gettysburg	59.95	44.95
Guadalcanal Campaign	59.95	50.95
The Cosmic Balance	39.95	33.95
★ Germany: 1985	59.95	44.95
Battle for Normandy	39.95	33.95
★ Galactic Adventures	59.95	44.95
Bomb Alley	59.95	50.95
Epidemic	34.95	29.70
Fighter Command	59.95	50.95
RDF: 1985	34.95	29.70
North Atlantic '86	59.95	50.95
Knights of the Desert	39.95	33.95

VISICORP

★ Visicalc	250.00	193.75
★ Visitrend/Visiplot	300.00	225.00
★ Visifile	250.00	193.75

We also carry complete lines from the
following companies:

ASHTON-TATE • AVANTE-GARDE
BUDGECO • DATAMOST
DATASOFT • HAYDEN
HAYES • KRAFT
KENSINGTON • LEARNING CO.
LOTUS • MICROLAB
MICROPRO • PEACHTREE
SILICON VALLEY • MUSE
ODESTA • QUALITY
SOFTWARE DIMENSIONS
SATURN • SENSIBLE
SUBLOGIC • SYNERGISTIC
TERRAPIN • VIDEX

If you don't see it, Ask Us!

CALSOFT

346 N. Kanan Rd. #103
Agoura, CA 91301

Call Toll Free: (800) 423-5290 In California: (213) 991-9641

We accept Mastercard & Visa (include # and Expiration Date), check, COD (\$1.50 extra), or Money Order. California residents add 6% sales tax. Include \$2.00 for shipping (UPS Blue Label \$3.00, Canada \$6.00, other foreign countries 10% of order - minimum \$10.00).

★ Sale prices are through August only! Prices subject to change without notice.


```

526 RETURN
530 POKE BASE + 138,255: POKE BASE + 139,255: POKE BASE + 140,255: FOR K
  = 1 TO 7:MAP = BASE + 144 + (K * 2): POKE MAP,9: NEXT : RETURN
535 POKE BASE + 140,255: POKE BASE + 141,255: POKE BASE + 142,255: POKE
  BASE + 143,255: POKE BASE + 144,7: FOR K = 1 TO 7:MAP = BASE + 158 + (K
  * 2): POKE MAP,9: NEXT : RETURN
540 IF PEEK (BASE + 126) < 254 THEN POKE BASE + 126, PEEK (BASE + 126)
  + 1
541 RETURN
545 IF PEEK (BASE + 54) < 254 THEN POKE BASE + 54, PEEK (BASE + 54) + 1
546 RETURN
550 POKE BASE + 38,170: POKE BASE + 39,3: RETURN
555 POKE BASE + 44,82: POKE BASE + 45,74: POKE BASE + 46,82: POKE BASE +
  47,74: RETURN
600 REM RECREATE CHARACTER
602 TEXT : HOME
605 PRINT N$(A),O$(O); " ";R$(R); " ";C$(C); PRINT : FOR K = 1 TO 40: PRINT
  " * "; NEXT
610 PRINT "A-GOOD          D-HUMAN          I-FIGHTER"
611 PRINT "B-NEUTRAL       E-ELF          J-MAGE"
612 PRINT "C-EVIL          F-DWARF         K-PRIEST"
613 PRINT TAB( 16)"G-GNOME          L-THIEF"
614 PRINT TAB( 16)"H-HOBBIT         M-BISHOP"
615 PRINT TAB( 30)"N-SAMURAI": PRINT TAB( 30)"O-LORD": PRINT TAB(
  30)"P-NINJA"
616 PRINT : PRINT " <RET> RETURN TO P.1"
620 VTAB 16: HTAB 19: POKE - 16368,0: GET B$:B = ASC (B$): IF B = 13
  THEN 405
621 B = B - 64: IF B < 0 OR B > 16 THEN 620
622 IF B < 4 THEN 630
623 IF B < 9 THEN 635
624 GOTO 640
630 D = B: POKE (BASE + 42),0: GOTO 602
635 R = B - 3: POKE (BASE + 34),R: GOTO 602
640 C = B - 9: POKE (BASE + 36),C: GOTO 602
650 REM TRADING POST
651 GOSUB 510: GOSUB 515: TEXT
652 HOME :T(O) = PEEK (BASE + 58): GOSUB 695
653 FOR K = 1 TO 40: PRINT " * "; NEXT : SUB
654 PRINT "YOU MAY CHOOSE": PRINT " A. BASICS": PRINT " B. BETTER STUFF"
655 PRINT " C. REALLY GOOD STUFF": PRINT " D. PROVING GROUNDS ONLY":
  PRINT " E. KOD ONLY, PART 1"
656 PRINT " F. KOD ONLY, PART 2": PRINT " G. DROP SOMETHING": PRINT :
  PRINT "<RET> RETURN TO P.1"
657 VTAB 22: HTAB 19: POKE - 16368,0: GET B$:B = ASC (B$): IF B = 13
  THEN 405
658 IF B < 65 OR B > 71 THEN 657
659 B = B - 64: ON B GOTO 670,671,672,673,674,675,660
660 VTAB 22: HTAB 1: PRINT "TYPE NUMBER OF OBJECT TO DROP: ": POKE -
  16368,0: GET B$:B = ASC (B$): IF B < 49 OR B > 56 THEN 660
661 B = B - 48: FOR K = B TO 8: POKE BASE + 58 + B * K, PEEK (BASE + 66 +
  B * K): NEXT : POKE BASE + 122,0
662 POKE BASE + 58, PEEK (BASE + 58) - 1: GOTO 652
670 TT$ = "BASIC ITEMS":TLO = 1:THI = 15: GOTO 680
671 TT$ = "BETTER ITEMS":TLO = 33:THI = 15: GOTO 680
672 TT$ = "REALLY GOOD ITEMS":TLO = 64:THI = 14: GOTO 680
673 TT$ = "PROVING GROUNDS ONLY":TLO = 130:THI = 3: GOTO 680
674 TT$ = "NIGHT OF DIAMONDS ONLY":TLO = 94:THI = 14: GOTO 680
675 TT$ = "KNIGHT OF DIAMONDS ONLY":TLO = 124:THI = 2: GOTO 680
680 HOME : HTAB 20 -- LEN (TT$) * .5: PRINT TT$: PRINT
681 FOR K = TLO TO TLO + THI: PRINT K;"-";T$(K): NEXT : VTAB 3
682 FOR K = TLO + THI + 1 TO TLO + 1 + (THI * 2): HTAB 20: PRINT
  K;"-";T$(K): NEXT
683 VTAB 19: FOR K = 1 TO 40: PRINT " * "; NEXT
684 T(O) = PEEK (BASE + 58): PRINT "YOU HAVE ";T(O);" OBJECTS.": IF T(O)
  > 7 THEN PRINT "YOU HAVE NO MORE ROOM.": FOR K = 1 TO 1500: NEXT : GOTO
  652
685 PRINT "YOU MAY CHOOSE AN OBJECT BY NUMBER, OR PRESS <RETURN> TO GO
  TO TRADING POST."
686 VTAB 23: HTAB 19: INPUT " ";B$: IF B$ = "" THEN 652
687 B = VAL (B$): IF B < TLO OR B > TLO + 1 + (THI * 2) THEN 686
688 IF B = 129 THEN B = B - 36
689 POKE BASE + 58,T(O) + 1: POKE BASE + 58 + (B * (T(O) + 1)),B: GOTO 680
695 PRINT TAB( 14)"TRADING POST": PRINT : PRINT C$(C); " ";N$(A);":
  ";T(O);" OBJECTS"
696 FOR I = 1 TO 8:T(K) = PEEK (BASE + 58 + B * K): NEXT
697 PRINT : FOR K = 1 TO 8 STEP 2: PRINT K;"-";T$(T(K));" SPC( 17 - LEN
  (T$(T(K))))";K + 1;"-";T$(T(K + 1)): NEXT : PRINT : RETURN
700 REM ROSTER
705 TEXT : HOME : GOSUB 750: PRINT : PRINT : PRINT "THESE ARE THE
  CHARACTERS ON YOUR BACK-UPWIZARDRY DISK. YOUR OPTIONS NOW ARE:": PRINT
710 PRINT "A" TO "T" CHOOSE A CHARACTER BY LETTER <ESCAPE> ENDS THE
  PROGRAM CTRL-P PRINTS OUT THE ROSTER": PRINT
715 VTAB 22: HTAB 19: GET A$:A = ASC (A$): IF A = 27 THEN 840
720 IF A < > 16 THEN GOTO 730
722 PRINT : PRINT TAB( 4)"START PRINTER AND PRESS ANY KEY. "; GET A$:
  PR# 1
724 PRINT : GOSUB 750: PRINT : PR# 0
726 GOTO 705
730 IF A < 65 OR A > 84 THEN GOTO 715
735 A = A - 64: POKE 47084,TRK(A): POKE 47085,SEC(A): CALL 768: RETURN
750 PRINT SPC( 8)"WIZARDRY ROSTER": FOR K = 1 TO 32: PRINT "-"; NEXT :
  PRINT
755 FOR K = 1 TO 20 STEP 2: PRINT CHR$( K + 64);". "; LEFT$( N$(K),12);,
  CHR$( K + 65);". "; LEFT$( N$(K + 1),12): NEXT : RETURN
800 REM TITLE PAGE
805 TEXT : HOME
810 VTAB 5: HTAB 16: INVERSE : PRINT "+          +": VTAB 6: HTAB 16: PRINT "
  WIZFIX ": VTAB 7: HTAB 16: PRINT "+          +": NORMAL : PRINT : PRINT :
  SPEED= 100
815 PRINT "-WIZARDRY KILLED OFF YOUR BEST FRIENDS?": FOR K = 1 TO 1200:
  NEXT : PRINT "-YOU SAY YOUR BROTHER IS LOST FOREVER?": FOR K = 1 TO
  1200: NEXT
  
```

Listing continued.

or examine any character more closely by pressing the letter of that character.

You may find characters on the roster that you thought were "lost forever." Surprise—they are actually still there, waiting to be restored! That's because characters that are lost, deleted or transferred to another scenario are not erased. Only when a new character is written over the old one does the latter become truly "lost forever."

When you examine a character, Wizfix shows you the character's name and reveals the password, if you use one. You will see all the familiar Wizardry values for experience, gold; level, hit points, spells, and so on. All this

```

*****
GOFER          EVIL  GNOME  FIGHTER
PASSWORD=>GO FOR IT

STRENGTH 11      GOLD 148
  IQ 7          EXP 0
PIETY 10
VITALITY 12      LEVEL 1      AGE 18
ABILITY 10       HITS 9/9     AC 10
LUCK 9          STATUS LOST FOREVER

MAGE 0/0/0/0/0/0
PRIEST 0/0/0/0/0/0

LOCATION: 14-EAST 8-NORTH LEVEL-6
*****
1-          2-
3-          4-
5-          6-
7-          8-
*****
  
```

Figure 2a. Character printout before alterations.

```

*****
GOFER          GOOD  GNOME  LORD
PASSWORD=>GO FOR IT


STRENGTH 18      GOLD 200148
  IQ 18          EXP 300000
PIETY 18
VITALITY 18      LEVEL 15     AGE 18
ABILITY 18       HITS 159/159 AC 10
LUCK 18          STATUS OK

MAGE 9/9/9/9/9/9
PRIEST 9/9/9/9/9/9

LOCATION: 0-EAST 0-NORTH LEVEL-0
*****
1-LORDS GARB      2-SILVER GLOVES
3-SHIELD +3       4-RING OF HEALING
5-HELM +1         6-LONG SWORD +5
7-MAKANITO AMULET 8-
*****
  
```

Figure 2b. Character printout after alterations.

TIME-PROVEN PERFORMANCE



While new printers with impressive specifications are introduced on an almost daily basis, only time will tell the true quality of the product. Over the past 2 years our customers have continued to buy the DS180 printer, not only because of its impressive performance and competitive price, but also because of our outstanding track record for product reliability and customer support.

We have continually improved on the performance of the DS180 by incorporating such enhancements as dot addressable graphics, 6 user-selectable print sizes and a 2000 character buffer. These features coupled with 180 cps printing, parallel and serial interfaces, adjustable tractor feed and over 40 other programmable features, make the DS180 one of the most versatile matrix printers available today.

Before you select your next printer, why not take a look at a time-proven performer—the Datasouth DS180.

The DS180 printer is available nationwide through our network of sales/service distributors.

datasouth computer corporation

P.O. Box 240947 • Charlotte, NC 28224 • 704/523-8500


Telex: 6843018 DASOU UW

Satisfying Over With Innovation




GrapplerTM + Printer Interface

The Original Apple[®] graphics printer interface. Since its introduction three years ago, the Grappler has been imitated by many, but never matched. Now with Dual Hi-Res Graphics for side by side reproductions and Mixed Mode screen dumping, the Grappler + remains the most intelligent interface available. Over two dozen commands give Apple users full control over any graphics or text on the Apple Screen, including a new 80 column text dump. Performance, reliability and support have made the Grappler + the #1 selling intelligent Apple interface.



BufferboardTM For Apples and Printers

The economical way to add printer buffering. The Bufferboard easily adds memory to your current Apple interface system, freeing your computer for additional input. Easily upgradable from 16K, the Bufferboard can store up to 20 pages of text. It fits neatly inside your Apple, "Docking" onto your existing printer interface.* No clumsy boxes or cables, no external power supplies... just convenience and economy. With the Bufferboard, you might never wait for your printer again.



*Versions for standard Grappler +, Epson APL and Apple Parallel Interfaces.

information can be sent to the printer for a permanent record.

Then comes the magic—the many options for modifying your character. While you are making changes you can cancel the session at any time by pressing escape and the changes are not reported to the disk. Thus you can change your mind without changing the character. Pressing return sends the new character attributes back to the disk and you have permanently enhanced your hero.

A Wizard's Dozen

There are three pages full of options for developing your explorers. Don't be overwhelmed. Take your time to browse and shop. Begin by picking up a few character levels and a little gold, then progress to the exotic weaponry.

Page 1 changes the character with a wizard's dozen of options. A definition of these 12 options and when they are needed will help you understand the power of this utility.

Option A, Life, is possibly the most powerful option. Wizardry is lazy, as all good programs are. As mentioned, it does not erase a character from memory or from the disk until that character is overwritten. It just changes pointers. Only one byte is altered so that the game will ignore that character. The Wizfix option of Life restores that character by resetting the pointer. You can even give a character to a friend or move it to another scenario and then bring it back. Your character can be in two places at once.

Option B, Castle Return, restores a character to the castle at coordinates 0-North, 0-East, 0-Level. Any party of adventurers that is killed or disbanded in the maze remains in the maze unless they are recovered. This option brings them back to the castle without risking another expedition.

Option C, Identify, is dynamite. When characters die and are left in the maze, they lose much of their equipment. This option restores and identifies all objects. And, there is a hidden bonus. Since Wizardry never erases information unless necessary, but just changes the pointer, when one character trades a sword to someone else, the program does not erase the first sword. It just points to one less object. By re-

Listing continued.

```

820 PRINT "--YOU'D GIVE ANYTHING FOR 1 MORE LEVEL?": FOR K = 1 TO 1200:
NEXT : PRINT : PRINT : PRINT TAB( 10)"WIZFIX IS THE ANSWER": PRINT
TAB( 10)"-----": PRINT : FOR K = 1 TO 1500: NEXT
825 PRINT " MAKE A BACK-UP DISK OF YOUR CHARACTERSUSING THE WIZARDRY
UTILITIES. WIZFIXWILL HELP YOU DO ALL MANNER OF MAGICS. USE
ONLY THE BACK-UP!!!!!!": PRINT TAB( 10)"INSERT BACK-UP DISK. "
830 SPEED= 255: GOSUB 900: PRINT TAB( 8)"PRESS <RETURN> TO BEGIN ": POKE
- 16368,0: GET A$: IF A$ = CHR$( 13) THEN GOTD 850
840 HOME : VTAB 11: HTAB (16): PRINT "FAREWELL": PRINT : PRINT : PRINT
: END
850 FOR K = 1 TO 20: POKE 47084,TRK(K): POKE 47085,SEC(K): CALL 768:N$(K)
= "": FOR L = 1 TO 15:N$(K) = N$(K) + CHR$( PEEK (BASE + L)): NEXT
: NEXT : RETURN
900 REM INITIALIZATION
905 POKE 768,32: POKE 769,227: POKE 770,3: POKE 771,76: POKE 772,217: POKE
773,3: POKE 47083,0: POKE 47091,0: POKE 47092,1
906 BASE = 38000
907 POKE 47088,BASE - INT (BASE / 256) * 256: POKE 47089, INT (BASE / 25
6)
910 FOR K = 1 TO 5: READ R$(K): NEXT : FOR K = 0 TO 7: READ C$(K): NEXT :
FOR K = 0 TO 7: READ S$(K): NEXT : FOR K = 1 TO 3: READ D$(K): NEXT
: FOR K = 1 TO 20: READ TRK(K),SEC(K): NEXT
911 T$(0) = " ": FOR K = 1 TO 136: READ T$(K): NEXT
915 RETURN
930 DATA HUMAN,ELF,DWARF,GNOME,HOBBIT
931 DATA FIGHTER,MAGE,PRIEST,THIEF,BISHOP,SAMURAI,LORD,NINJA
932 DATA OK,AFRAID,ASLEEP,PARALYZED,STONED,DEAD,ASHES,LOST FOREVER
933 DATA GOOD,NEUTRAL,EVIL
934 DATA 0,0,0,13,0,11,0,9,0,7,0,5,0,3,0,1,1,0,1,13,1,11,1,9,1,7,1,5,1,3
,1,1,2,0,2,13,2,11,2,9
935 DATA LONG SWORD,SHORT SWORD,ANointed MACE,ANointed FLAIL,STAFF,DAGGER
,SMALL SHIELD,L. SHIELD,ROBES,LEATHER ARMOR
936 DATA CHAIN MAIL,BREAST PLATE,PLATE MAIL,HELM,DIOS POTION,LATUMOFIS,PO
TION,LONG SWORD +1,SHORT SWORD +1,MACE +1,STAFF+BF MOGREF
937 DATA KANTINO SCROLL,LEATHER +1,CHAIN MAIL +1,PLATE MAIL +1,SHIELD +1,
BREAST PLATE +1,BADIOS SCROLL,HALITO SCROLL,LONG SWORD -1,SHORT SWORD
-1
938 DATA MACE -1,STAFF +2,DRAGON SLAYER,HELM +1,LEATHER -1,CHAIN -1,BREAS
T PLATE -1,SHIELD -1,JEWELD AMULET,BADIOS SCROLL
939 DATA SOPIC POTION,L. SWORD +2,S. SWORD +2,MACE +2,LOMILWA SCROLL,DILT
O SCROLL,COPPER GLOVES,LEATHER +2,CHAIN +2,PLATE MAIL +2
940 DATA SHIELD +2,HELM +2(EVIL),DIAL POTION,PORFIC RING,WERE SLAYER,MAGE
MASHER,MACE PRO POISON,MONTINO STAFF,BLADE CUSINART,MANIFO AMULET
941 DATA ROD OF FLAME,EVIL CHAIN +2,NEUT P-MAIL +2,EVIL SHIELD +3,MAKANIT
O AMULET,MALDR DIADEM,BADIAL SCROLL,SHORT SWORD -1,DAGGER +2,MACE -2
942 DATA STAFF -2,DAGGER OF SPEED,CURSED ROBE,LEATHER -2,CHAIN -2,BREAST
PLATE -2,SHIELD -2,CURSED HELMET,BREAST PLATE +2,SILVER GLOVES
943 DATA EVIL SWORD +3,EVIL SWORD +3,THIEVES DAGGER,BREAST PLATE +3,LORD
S BARB,MURASAMA BLADE,SHURIKEN,CHAIN PRO FIRE,EVIL PLATE +3,SHIELD +3
944 DATA RING OF HEALING,RING PRO UNDEAD,DEADLY RING,ROD OF RISING,AMULET
OF COVER,ROBE +3,WINTER MITTENS,NCKLCE,PRO MAGIC,STAFF OF LIGHT,LONG
SWORD +5
945 DATA SWINGING SWORD,PRIEST PUNCHER,PRIEST'S MACE,SWINGING SWORD,RING
PRO FIRE,CURSED PLATE +1,PLATE MAIL +5,STAFF OF CURING,RING OF REGEN
,METAMORPH RING
946 DATA STONE STONE,DREAMER'S STONE,DAMIEN STONE,GREAT MAGE WAND,COIN OF
POWER,STONE OF YOUTH,MIND STONE,STONE OF PIETY,BLARNEY STONE,AMULET
OF SKILL
947 DATA AMULET OF SKILL,GREAT MAGE WAND,COIN OF POWER,STAFF OF GNILDA,HR
ATHNIR,KOD HELMET,KOD SHIELD,KOD GAUNTLETS,KOD ARMOR
948 DATA WERDNA'S AMULET,BEAR STATUE,FROG,STATUE,BRONZE KEY,SILVER KEY,GO
LD KEY,BLUE RIBBON

```

setting the pointer, you even restore objects you traded to a friend.

Option D uncurses and unequips everything you are carrying. If a character is stuck dragging a cursed sword or robe, with this option you can throw it away.

Would you like to be level 50? Just keep using option E. Each time you press E, you promote your character one level. But be gentle—the game is not expecting to find characters of level 50, so monsters will not really have a chance and the game will get boring.

Your ability to withstand damage is measured in hit points. Option F restores all hit points you have lost and increases your total by 10. The highest value for this byte is 255, which makes you almost invulnerable. However, if a monster hits you with the Mabadi spell, you'll need them.

The key to success in Wizardry sce-

narios is judicious use of spells. Many long adventures are devoted to learning new spells and accruing the strength to cast spells more often. Options G and H reveal all the priest and mage spells and, in most cases, let you cast them nine times, the maximum allowed by the game. There is an object in Knight of Diamonds that does the same thing. Have you found it?

Experience points are awarded after battles, as is money. Options I and J are for armchair generals who want rewards the easy way. These options increase both experience and gold by 10,000. But don't be greedy; you'll soon find that there is little to do with all that money in lower levels of the maze and in other scenarios. The game combines level and experience points in telling you how many more points are needed for the next level. Wizfix registers extremely high amounts of

HUNTINGTON COMPUTING

- #155 16K Ramboard (limited supply) **\$39.99**
- #64 ATV RF Modulator **\$29.99**
- All CMS at a discount**
- All Compucovers at a discount**
- All Hartley at a discount**
- All Learning Co. at a discount**
- All Math City at a discount**
- All Sensible at a discount**

- #3257 Alpha Plot **\$34.69**
- #3054 Apple Barrel II **\$17.69**
- #8982 Apple Key Chain **\$5.00**
- #8980 Apple Lapel Pin **\$3.00**
- #3259 Apple Mechanic **\$24.99**
- #1600 Apple Necklace **\$10.00**
- #1963 Apple Panic **\$25.39**
- #1668 Apple Spice **\$26.89**
- #3901 Apple Writer Extended **\$29.69**
- #154 Arcade Adapter **\$35.59**
- #1967 Arcade Machine **\$49.99**
- #1220 Allantia **\$33.99**
- #2005 Bag of Tricks **\$33.89**
- #1960 Bank Street Writer **\$50.89**
- #3251 Beagle Bag **\$24.99**
- #1068 Beer Run **\$19.99**
- #2010 Beneath Apple Dos book **\$16.89**
- #2003 Beneath Apple Manor **\$25.39**
- #1223 Bolo **\$29.69**
- #921 Bomb Alley **\$50.89**
- #9601 Bug Byter **\$40.29**
- #1960 Business Pac 100 **\$89.99**
- #1458 Carverns of Freitag **\$25.39**
- #8360 Ceemac **\$63.69**
- #8999 Child's Play **\$19.99**
- #9860 Chinese Lessons **\$26.29**
- #707 City Dies at Night, A **\$25.39**
- #9423 Comparative Shopping **\$26.29**
- #7980 Compu Poem **\$15.95**
- #1917 Comput-Math Algebra **\$33.89**
- #9014 Computer Almanac **SALE \$17.99**
- #1763 Crimewave **\$14.99**
- #1222 Crisis Mountain **\$29.69**
- #7140 Cross Clues (SRA) **\$29.69**
- #6380 Crossword Magic **\$39.99**
- #1720 D.A.R.K. **\$29.69**
- #1607 DB Master **\$179.00**
- #1108 Dark Crystal **\$33.89**
- #7234 Delta Drawing **\$50.89**
- #1126 Dictionary, The **\$79.99**
- #7155 Diet Planning **\$21.19**
- #4000 Disk Storage box (90 disks) **\$19.99**
- #6509 Dolch Vocabulary **\$33.89**
- #3250 Doss Boss **\$20.39**
- #6753 Dracula (educational) **\$29.69**
- #9015 ESP **\$14.99**
- #3652 Electric Duet **\$25.39**
- #2026 Electricity **\$10.19**
- #7233 Face Maker **\$29.69**
- #6021 Family Roots **\$169.00**
- #131 Fiberbilt Case for Apple **\$59.00**
- #3252 Flex Text **\$25.39**
- #68 Flip Sort disk holder **\$24.00**
- #3260 Frame-Up **\$24.99**
- #1106 French Mystery House **\$21.19**
- #1131 Frogger **\$29.69**
- #9017 GGA Lower Case Chip **\$14.99**
- #992 Galactic Adventure **\$50.89**
- #9600 Game Show **\$34.29**
- #9008 Generic Games **\$9.99**
- #33 Gibson Light Pen **\$296.59**

Softlights

By Barbara Huntington

This ad should break in July so we'll talk about children's programs in honor of our daughter Melody's 4th birthday.

We really are getting good stuff for kids—**Sticky Bear ABC, Sticky Bear Numbers, Sticky Bear Bop and Old Ironsides**, all from Xerox are **\$33.89** each.

We also have the prestigious Plato series from Control Data. Each one is **\$50.99** (list is \$60). Some titles are **French Vocabulary, German, Spanish, Computer Literacy, Fractions, Whole Numbers, Basic Number Facts, Decimals and Physics-Elementary Mechanics**.

We had a holdup on the documentation for **Child's Play**, (We've got our daughter, Melody, on the cover, naturally.) but by the time you read this it will finally be out. Melody loves the little ant that runs through a maze in one of the programs. We're moving with the trend for lower software prices so **Child's Play** is only **\$19.99**. It's great for preschoolers.

Also for preschoolers is Software Production's **Alpha Beasts and Co. (ABC)** (#7291) and Versa's **Alphabet Squares** (#7953), each at **\$25.39**. ABC has beautiful graphics. Alphabet Squares teaches beginning letters with a little face that moves. When your child moves the face onto the picture of an Indian for the letter I, the picture fills the whole screen. If the wrong answer is chosen, nothing happens — only positive reinforcement. We carry Spinnaker, Learning Company, DCM and many other educational products. For older kids, Harcourt-Brace has a good SAT program we sell for **\$59.39** (#7080).

PROGRAMMERS

Fred likes the program **Busywork** from Datum Consultants. It takes some of the drudgery out of programming by offering ready-to-use subroutines for your own program. Writing input routines, checking input, centering titles, writing title pages and menus are included. It has a 60-page booklet, a demo and gobs of good subroutines. #8400 for **\$35.99**. Lets hear it for Dale Ludwig, the author.

TAKING A STAND

Need a good stand that matches your Apple, holds drives, monitor and leaves room for your Super Fan? We have the (#34) **Micro Stand 2.2** with solid steel construction still for only **\$38.99** plus shipping. (We only charge \$2.00 shipping for software anywhere in the U.S., but we gotta charge more for hardware.)

Betty, Barbara, Becky, Sally, Pat, Madge, and Fred say "Hi!"

—Barb H.

- #9543 Integer Fix **\$19.99**
- #7975 Investment Decisions **\$84.99**
- #0000 Invoice Factory **\$99.99**
- #6100 J&S Gradebook **\$29.29**
- #87 Joystick, Kraft **\$55.19**
- #6280 Kennedy Flight Planner **\$43.89**
- #2151 Krell MIT LOGO **\$76.39**
- #8774 Learning to Understand Card Catalog **\$13.99**
- #3350 Letter Perfect (special) **\$99.89**
- #6022 Lineages **\$89.00**
- #8261 Lovers and Strangers **\$25.39**
- #1135 Lunar Leap (special) **\$19.99**

- #2700 MCE Buying Wisely **\$38.19**
- #1866 MECC Historic Simulations **\$38.19**
- #6001 MX-100 Ribbon **\$9.99**
- #6000 MX-80 Ribbon **\$4.99**
- #6001 MX-80 Ribbon **\$4.99**
- #3391 Mastertype **\$33.89**
- #9380 Menu Generator **\$29.99**
- #2150 Micro Deutsch **\$152.89**
- #7550 Microaccountant **\$42.39**
- #1206 Microbe **\$38.89**
- #1640 Micro Cookbook **\$33.89**
- #1866 Miner 2049 **\$33.99**
- #6450 Mother Goose Rhymes **\$22.39**
- #2108 Multiplan **\$199.00**
- #2662 Munch-a-bug **\$42.39**
- #9411 Nutrition **\$26.29**
- #8984 Pacman Ghost Pin **\$2.50**
- #1760 Pie Man **\$14.99**
- #1164 Pie Writer 80 col. **\$127.39**
- #3401 Pinball Construction Set **\$33.89**
- #6710 Population **\$21.09**
- #7650 Pornopoly **\$25.39**
- #9061 Prism **\$16.89**
- #3249 Pronto Doss **\$24.99**
- #923 RDF 1985 **\$33.89**
- #8440 Rana Drive **\$289.00**
- #9500 Recipe Handler **\$35.09**
- #1068 Repton **\$33.89**
- #1504 Rescue at Rigel (special) **\$17.99**
- #1421 Roadblock **\$25.39**
- #1475 Robot War **\$33.99**
- #300 S.C. Macroassembler **\$68.00**
- #1150 Sargon II **\$29.69**
- #1105 Screen Writer II **\$99.99**
- #1667 Sea Dragon **\$29.69**
- #1974 Sea Fox **\$25.39**
- #2908 Sensible Speller **\$106.19**
- #7006 Sentence Diagramming **\$21.19**
- #1971 Serpentine **\$29.69**
- #2184 Sherwood Forest **\$29.69**
- #9019 Shift Key Mod **\$9.99**
- #1064 Sneakers **\$25.39**
- #7230 Snooper Troops #1 **\$38.19**
- #7231 Snooper Troops #2 **\$38.19**
- #1121 Soft Porn Adventure **\$25.39**
- #1780 Space Cadette **\$29.69**
- #6452 Spanish Hangman **\$26.99**
- #3654 Spider Raid **\$25.39**



HUNTINGTON COMPUTING

Post Office Box 1297
Corcoran, California 93212

Foreign Orders 209-992-4481
In California 800-692-4146

Apple® is a registered trademark of Apple Computer, Inc.
Pet® is a registered trademark of Commodore
TRS-80® is a registered trademark of Tandy Corp
Atan® is a registered trademark of Atan, Inc

Outside Calif. 800-344-5106

We take MasterCard, American Express or VISA (Include card # and expiration date). California residents add 6% tax. Include \$2.00 for postage. Foreign and hardware extra. Foreign (excluding Canada) remit U.S. currency, checks on U.S. banks, use listed charge cards, or make direct wire transfers through Security Pacific Bank, Corcoran, for a \$6.00 charge. All overseas orders shipped by air. Send for free catalog. Prices subject to change without notice.

**"After 50 you start getting more and more feeble.
Option K is an instant fountain of youth,
restoring the character to a vigorous 18."**

gold and experience simply as 1.

Older characters can be a liability. As the manual says, "After 50 you start getting more and more feeble." Option K is an instant fountain of youth, restoring the character to a vigorous 18, the youngest age allowed by the game.

There are six characteristics that Wizardry uses in determining the outcome of adventures: strength, IQ, piety, vitality, agility and luck. The character's class is based on these. The maximum number of points the game allows in each category is 18. Option L improves them—not one point at a time, but all at once. By giving the characters 18 in each category, they become eligible for promotion to any class.

Pressing 2 or 3 sends you to two more pages of options for redefining a character. As mentioned, with the escape key you can cancel what you have

done and return to the roster without changing your character. Pressing return brings you to the roster with your new character reported to the disk. Whatever modifications you have made are then permanent on the backup. Using control-P sends the contents of the screen to the printer for a permanent record of all the current values for your character.

Remake Your Character

Page 2 is called Remake. With it you can change three of the most basic attributes of a character: orientation, race and class. Orientation can be good, neutral or evil. Good and evil characters cannot journey together, while neutral characters can travel with either. With Remake you can pick the orientation of each character.

The five races to choose from are human, elf, dwarf, gnome and hobbit.

Some races are better at fighting or magic than others. Experience will teach you the best race for a mage, lord or priest.

Finally, there are eight classes: fighter, mage, priest, thief, bishop, samurai, lord and ninja. A character begins life as one of the first four and may later graduate to one of the higher four. It takes many weeks of adventuring to rise to a higher class. Now you can promote deserving candidates ahead of schedule. You can even create a "good ninja" or an "evil lord," which are supposed to be impossible.

Trading Post

Boltac went on vacation and left you minding the store. Did he ever make a mistake! A lot of the space in this program is devoted to page 3, the Trading Post. It presents seven screens of armaments and magic objects you

Circle 387 on Reader Service card.

WHEN THE CHIPS ARE DOWN ...

"master diagnostics + plus"

It's reasonable to suspect that every Apple owner has wondered at some time or another, if all those chips are working up to par, or if it's time for Disk Speed Calibration, Head Cleaning or General Maintenance.

Master Diagnostics Plus is a comprehensive diagnostics package for the Apple computers. As a diagnostic set, it can save unhooking all the peripherals and carrying an Apple to the dealer every time a minor hardware problem is suspected or periodic maintenance procedures are required, such as DISK SPEED CALIBRATION, MONITOR ALIGNMENT, DRIVE HEAD CLEANING, etc. etc. Necessary maintenance is made easy by the routines and documentation provided.

For those without a service center nearby, the diagnostic routines can save travel or shipping and considerable downtime for minor problems. Anyone fighting glitches in a program would rest a little easier knowing the computer, at least, is working properly.

As quoted in NIBBLE magazine
"Master Diagnostics Plus is an impressive collection of diagnostic routines for the Apple II and Apple II Plus. It is capable of supplying sufficient information so you know whether or not your computer is performing normally. Regular use of the maintenance routines and supplies will help to insure top-notch operation. The peace of mind afforded by being able to regularly monitor computer performance is well worth the price of the program. This package should be in the library of every Apple user. Also received "AAA" reviews in every U.S. Micro Mag.

Specify Version II or IIe

REQUIRES: 48K, FP IN ROM
1 DISK DRIVE, DOS 3.3

unlimited warranty

master diagnostics \$55.00

master diagnostics + plus \$75.00

APPLE is Registered Trademark of Apple Computer Co

THE TESTS INCLUDE

MOTHERBOARD ROM TEST
APPLESOFT CARD TEST
INTEGER CARD TEST
MOTHERBOARD RAM TEST
16K RAM CARD TEST*
AUX RAM TEST*
80 COLUMN CARD TEST*
PARALLEL CARD TEST
SPEAKER FUNCTION TEST
SQUARE WAVE MODULATION
ON BOARD HELP

DISK DRIVE SPEED CALIBRATION
DRIVE HEAD READ/WRITE TEST
WRITE PROTECT SWITCH TEST
DRIVE HEAD CLEANING ROUTINES
DISK DRIVE MAINTENANCE
DC HAYES MICROMODEM II TEST
PADDLE & SPEAKER TEST
PADDLE & BUTTON TEST
PADDLE DRIFT TESTS
INTERNAL MAINTENANCE
FORTY PAGE MANUAL

MONITOR SKEWING TESTS
MONITOR & MODULATOR CALIBRATION
MONITOR TEST PAGE TEST
MONITOR TEST PATTERN
MONITOR & TV YOKE ALIGNMENT
LO-RES COLOR TESTS
HI-RES COLOR TESTS
LISSAJOUS PATTERNS
RND HI-RES COLOR GENERATOR
GENERAL MAINTENANCE
* APPLE II/e

THE + plus

master diagnostics + plus provides everything needed to maintain your computer. The entire package is housed in our own molded case to protect against static electricity, x-ray and other contaminants.

Included in the kit is:

- THE DIAGNOSTICS DISKETTE
- FORTY PAGE PROCEDURE MANUAL
- HEAD CLEANING KIT + 2 CLEANING DISKS

- CRT SCREEN CLEANER
- COMPUTER/DRIVE HOUSING CLEANER
- REUSEABLE CHAMOIS TIPPED WANDS

ORDER TOLL FREE ANYTIME or SEE YOUR NEAREST DEALER

MasterCard, Visa & C.O.D. users call: 1-800-835-2246
Kansas Residents call: 1800-362-2421
Add: \$5.00 shipping outside U.S. & Canada



NIKROM®

Technical Products, Inc.

25 PROSPECT STREET • LEOMINSTER, MA 01453



can bestow on your characters, and unlimited time to shop.

Each character can hold a maximum of eight objects. What they are is stored in 8 bytes, one for each. Each object has other associated bytes that indicate if it is identified, cursed or equipped. The Trading Post option starts by identifying everything the character is holding, removing all curses, and unequipping everything. You start from neutral, ready to add to or subtract from the supplies.

The first scenario of Wizardry, Proving Grounds of the Mad Overlord, includes 100 possible objects, with the object bytes containing values

of 1 to 100. A value of 0 means empty

or "broken item." The second scenario, Knight of Diamonds, uses 129 objects, numbered 1 to 129. Unfortunately, items 93 to 100 are different in the two scenarios, so these things cannot be transferred from the first scenario to the second. Right now, as mentioned, the Wizardry listing is set for the KOD vocabulary. If you are doing Proving Grounds, then add the line indicated earlier.

Trading Post begins by listing what objects you now hold. Then you can choose to shop from six different screens for new acquisitions, drop something or return to page 1.

Line by Line

Lines 100-120 call several subrou-

tines to print the title page, read the names of your characters and initialize. HIMEM is lowered just a bit to reserve some memory space for the character you are working on.

Lines 200-265 make up the subroutine that reads a character from memory. It is called often—each time you make a change in a character—so it is placed near the front of the program. Through a series of peeks, this subroutine reads the character now in RAM and stores that information in variables. All peeks are done relative to the location BASE. If you feel adventure-some, try peeking in other locations to see what you find.

The most complicated math is found in lines 230-236. The six characteristics (strength, IQ, piety, vitality, agility and luck) are stored in 4 bytes. Wizardry, written in Pascal, has two

"Really Good Stuff is exotic items like Lord's Garb, Murasama Blade, Shuriken, many + 3 items, and the fabulous Ring of Healing."

Circle 372 on Reader Service card.

**A LONG, LONG TIME AGO
IN A GALAXY FAR, FAR AWAY
THE ONLY USE FOR MICROCOMPUTERS
WAS KEEPING INVENTORY AND PLAYING VIDEO GAMES!
SOUND FAMILIAR?**

Give Your MICROCOMPUTER A Full-Time Job— With Security!

Today there is THE EYE... it puts your microcomputer to work 24 hours a day guarding your home or business.

A multi-function peripheral with easy user-friendly software. THE EYE offers total home or small business security plus a real-time clock and BSR remote controller for true versatility and universal application. It's all on the same

board and for a price that won't alarm you.

So blast your microcomputer out of the Dark Ages of business software and video games. Make it work for you 24 hours a day as a security system that everyone can afford. THE EYE... it's a real steal.

Apple Version Available Now - Atari, Vic 20 coming soon.

CompuWare

523 S. Clewett Street
Bethlehem, PA 18015

THE EYE is a trademark of Lehigh Valley Computer Corporation

1-215-868-1303



Take a byte
out of crime!

The first screen is Basics—robes, shields, swords and some + 1 items. Better Stuff includes copper gloves, Blade Cusinart and many + 2 objects. You might be tempted to gather up lots here, but wait until you see the next goodies. Really Good Stuff is exotic items like Lord's Garb, Murasama Blade, Shuriken, many + 3 items, and

of 1 to 100. A value of 0 means empty or "broken item." The second scenario, Knight of Diamonds, uses 129 objects, numbered 1 to 129. Unfortunately, items 93 to 100 are different in the two scenarios, so these things cannot be transferred from the first scenario to the second. Right now, as mentioned, the Wizardry listing is set for the KOD vocabulary. If you are doing Proving Grounds, then add the line indicated earlier.

Trading Post begins by listing what objects you now hold. Then you can choose to shop from six different screens for new acquisitions, drop something or return to page 1.

"Moderate use of Wizfix to restore and enhance your characters can revive the magic of a stalled adventure without destroying the fun."

functions, MOD and DIV, that are used for determining the characteristics and are not available in Applesoft. The tortuous formulae in lines 230-236 produce the equivalent results.

Lines 300-348 are a subroutine that prints on the screen or paper the character currently stored in the variables. This routine is called frequently, thus is also near the front of the program.

Lines 350-385 print the menu of modifications available in Wizfix. If you are successful in poking to other locations, you may find the right spots to produce other enhancements of your

character. For now you have the 12 choices on page 1, or you can branch to pages 2 and 3.

Lines 400-445 make up the heart of Wizfix. They control the calling of most of the subroutines and the screen updating. Line 405 displays the current status of one character on the screen, lists your options, and raises the bottom margin. After each change the upper half of the screen is updated to show what you have done. The line 430 I have already mentioned is possibly the most important of all. That poke to 47092 changes the RWTS routine from read to write. I'll emphasize again, *do not enter this line until you are certain that the rest of the program is working perfectly.* Line 430 puts your modified character back on the disk, and if there are bugs elsewhere in the program, your superman may turn out to be a monster. Line 445 checks for which change you want to make and calls the appropriate subroutine.

Lines 500-555 do the magic for the options on the first page by poking new numbers into the correct bytes. Careful study will reveal what pokes produce which changes. You can modify the pokes to produce heroes of awesome proportions. However, I'll remind you again that Wizardry is set to play with ordinary characters and level 1000 characters will find no challenge.

Lines 600-640 are page 2, the alteration of basic characteristics. BASE defines the beginning of the 208 bytes that define your character. Orientation is stored in the 42nd byte, and is changed by line 630. Race is in byte 34 and line 635 changes that. Class is the 36th byte and is poked by line 640. It's really quite simple, when you find the right spot to poke.

Lines 650-690 are page 3, the Trading Post. First, line 651 calls two subroutines to set the stage for shopping by identifying all your character's objects, freeing them from curses and unequipping them. Lines 652-657 provide a list of the objects and your Trading Post choices. If you decide to drop an object, lines 660-662 erase it and move everything else up to take its place. Lines 670-675 set the parameters to read the proper section of the

T\$ array of all the things Wizardry accepts.

Lines 680-686 show a part of the many items available. If you have room for something, you can pick anything from the list. Line 689 pokes the new object into your pockets. The subroutine for printing the revised list of eight objects is located in lines 695-697.

Lines 700-755 display a roster of all the characters on the backup disk. The roster can be sent to the printer for a permanent record. This subroutine asks which character you would like to study and modify and then reads the character from the disk and stores it in RAM.

Lines 800-850 set up the title page, call the initializing subroutine and read all your characters to fill the N\$ array with character names.

Lines 900-948 do the initialization. The pokes in 905 prepare the RWTS routine to read data directly from the disk. BASE, the target used by RWTS when it moves data, is defined in 906. All locations in Wizfix are relative to BASE; if you want your character stored elsewhere, just change the value of BASE. Line 911 packs the T\$ array during initialization.

Line 934 contains the tracks and sectors where your characters are stored on the backup. (Characters are stored in other places on the scenario disk.) Recognize these locations? They are stored in the area usually reserved for DOS. That is why a backup Wizardry disk cannot boot your system. If you have a disk zap type of utility, you might use these locations to do some exploring on your own.

Lines 935-948 contain all the treasures, trifles and traps available to your intrepid band.

Werdna and Gnilda Are Waiting

The rest is up to you. The Wizardry scenarios are universally acclaimed as products of genius and imagination. They are milestones in programming and gaming. Moderate use of Wizfix to restore and enhance your characters can revive the magic of a stalled adventure without destroying the fun. A refurbished and rejuvenated band can solve the scenario you are now working on so you can join the rest of us in awaiting the next episode. ■

Figure 3. Wizfix variable list.

A	Position of chosen character on the roster
A\$	Keyboard command from roster screen
AC	Armor class
AG	Agility of character
B\$,B	Keyboard input
BASE	Starting location in RAM for character
C\$(C)	Class from array of class labels
C1-C4	Characteristic bytes
CASH	Amount of gold
E1-E4	Experience bytes
EP	Experience points
G1-G4	Gold bytes
IQ	IQ of character
K	Miscellaneous counter
L\$	Location relative to castle
LE	Level of character
LU	Luck of character
M	Mage spells, number per level
MAP	Miscellaneous
N\$	Array of 20 character names
O\$(O)	Orientation, from array of orientation labels
OL	Years old
P\$	Password
P	Priest spells, number per level
PH	Present hit points
PI	Piety of character
R\$(R)	Race, from array of race labels
S\$(S)	Status, from array of status labels
SEC	Sectors on disk
ST	Strength of character
T\$	Array of objects
T	Values in the 8 object bytes
TLO	Low parameter of object list
THI	High parameter of object list
TT\$	Titles of object list sections
TRK	Tracks on disk
VI	Vitality of character
Y1-Y2	Age bytes in weeks

A BUSHEL FULL OF SAVINGS ON APPLE® COMPATIBLES



ADAM & EVE FREE IIE Adapter


- "... Exemplary in all regards. - David Ahl, Creative Computing, 1983 Buyers Guide
- "Highest Overall Rating of All Paddles" Softalk, April '82.

~~\$39.95~~ SALE \$34.95

TDI JOYSTICK* FREE IIE Adapter

- Human Engineered - comfortable in either hand
- Dual Firing Switches for versatility in fast action games
- Self-centering, adjustable electronically

~~\$59.95~~ SALE \$49.95*



PARADISE PORTS Apple IIE Compatible

- Use up to 3 joysticks or paddles without unplugging
- 18" Ultra-thin cable & compact design - perfect choice for the Apple IIE
- Compare to Expandaport at \$69.95 and Select-A-Port at \$49.95

~~\$39.95~~

Available at your dealer or direct Md. residents add 5% tax Add \$2.00 P/H

*Quantities limited

Designed, engineered & manufactured in U.S.A. by

TECH DESIGNS, INC.

3638 Grosvenor Drive
Ellicott City, MD 21043

APPLE is a registered trademark of Apple Computer, Inc.

APPLE-COMPATIBLE DISK DRIVES

For Your Apple II

Drive.....\$279

Controller.....\$89

Drive Cable Free With Purchase of Drive

*These are Apple-compatible disk drives and interface cards and are plug-compatible and identical in function to Apple II equipment. Switch selectable 13 or 16 sector boot.

**15 DAY FREE TRIAL
SIX MONTHS WARRANTY**

Add \$4.00 per drive for shipping in Cont. US. UPS COD charge \$1.50.
Apple II is a trademark of Apple Computer Inc.

ORDER NOW!

Write or call. Toll free lines are for ORDERS ONLY! If you need technical information or service call 214/337-4346. We accept VISA/MASTERCARD and COD orders by phone. COD orders will be cash, certified check or money order only. If you order by mail allow 2 weeks for personal checks to clear. Texas residents add 5% tax. All stock items are shipped within 24 hours. We do not charge your credit card until the day we ship.

CALL TOLL FREE

(800) 824-7888, Operator 24

California dial (800) 852-7777, Operator 24, Alaska & Hawaii dial (800) 824-7919, Operator 24.

TOLL FREE LINES FOR ORDERS ONLY


Technical information & service call (214) 337-4346

AEROCOMP

Redbird Airport, Bldg. 8

P.O. Box 24829

Dallas, TX 75224



Get a Grip on Machine Language.

The Visible Computer: 6502

The transition from Basic to machine language is a big step. Sometimes too big.

Now there's a way to cut the problem down to size.

The Visible Computer: 6502 is an integrated system for learning machine language programming. It features an animated simulation of the 6502 microprocessor that lets you see with your own eyes what machine language is all about. You'll see how instructions are executed, not just the result. There's a hand-holding mode that traps the kind of mistakes beginning machine language programmers are apt to make. And an expert mode, with more than twenty commands and functions that make it a powerful debugger for your machine language programs.


The 140 page manual is a hard-working tutorial on the fundamental concepts of machine language. You'll learn "hands-on-keyboard" as you work your way through thirty progressively more complex demonstration programs stored on disk.

The Visible Computer: 6502 is available for the Apple II Plus (or IIE) for \$49.95. If your dealer doesn't have it, you can order directly from Software Masters, 3330 Hillcroft #BB, Houston, Texas 77057, or call (713) 266-5771. Please include \$3.00 shipping. Bank cards accepted.

The Visible Computer lets you see into a 6502 as it executes programs



Software Masters™



Create-A-Venture

by Gary Cage

I recently wrote an adventure program that I felt was unique. Instead of the old scenario of fighting trolls, rescuing maidens, hunting for gold and the like, the adventurer appeared in a modern day situation. The adventure unfolded at his place of work and the main object was to get rid of the boss before the adventurer could be fired.

Unfortunately, I chose a setting similar to my own job, where I work in a laboratory as a microbiologist. It was

soon pointed out to me that other game players not acquainted with the workings of a laboratory might be bored to tears. Also, I named the program Get Ralph! after my real life boss, and there were those at work who wished I would change the name to protect their jobs.

All of this led me to develop Create-A-Venture wherein you, the programmer, decide what the adventure will be. You plan how many locations you want (25 to 100), the description of

each, the placement of exits, and, most importantly, the description of the main character—the object of the adventure. Your goal is to appease this character by bringing him/her/it five gifts that you must pick up along the way.

Spice is added to Create-A-Venture by random elements that may make it difficult for you to succeed. Unfortu-

Address correspondence to Gary Cage, 5416 East Verde Lane, Phoenix, AZ 85018.

Figure 1. Preliminary map.

nately the program is somewhat of a bear to type in.

It is divided into three subprograms: a MENU program (Listing 1), a CREATOR program (Listing 2) that helps you design the game, and the actual ADVENTURE (Listing 3) which uses the information from CREATOR.

Create-A-Venture requires at least 48K RAM. Because of the interaction between the three subprograms, it is essential that a disk system be used, not tape.

Create-A-Venture is written in three parts to conserve space in memory. Altogether the program itself takes up about 29-30K. But if you were to add the data generated in running the CREATOR program, you would have another 20K maximum, thus effectively exceeding a 48K system (remember, 10K is used for DOS).

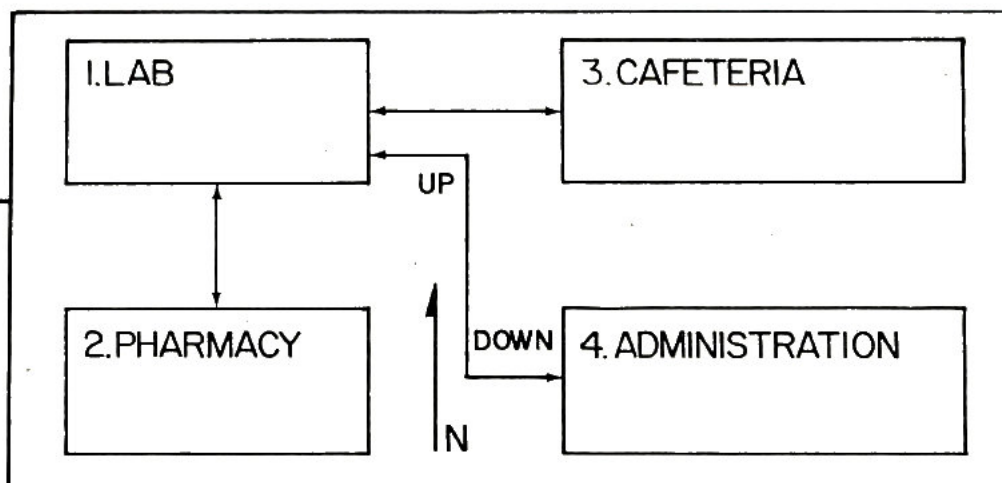
There is one problem with the program that I should point out. Most of the CREATOR data is saved in arrays. As the ADVENTURE program proceeds, variables and arrays are frequently redefined. Instead of storing the new data in the old variable space in memory, Apple just puts it in a new spot. When there is no memory left, Apple does some housecleaning to get rid of the old garbage data.

The problem is that this takes time and the program freezes until the task is accomplished. The use of the FRE(0) function doesn't really speed this process up if you have stored a lot of data. I am aware that there are machine language "garbage collector" routines that would work much faster, but I can't seem to find one. You might want to hunt one up and incorporate it in the ADVENTURE program, issuing a CALL to that routine after every command in the INPUT subroutine. Otherwise you will have to live with this minor annoyance if you have a really large adventure.

What follows is a brief description of the workings of all three parts of Create-A-Venture.


Menu Program

This program presents a choice of running the ADVENTURE program or the CREATOR program, accessing instructions for Create-A-Venture, or



quitting. Because all of the programs can call the others, it seemed ridiculous to print the title every time you return

to the menu, so I used memory location 778 which is peeked at before the title routine is called. If the value is



The Data Defenders.

Once you've stored important information on full size or mini-diskettes, the trick is to keep it there the way you stored it.

That calls for a rugged first line of defense against dirt and grit, sharp objects, bending or pressure and all the other enemies of magnetic media.

And your best defense is Ring King. You get full protection for every disk, easy retrieval, ready label reference for fast searches, and maximum storage in minimum space.

For the full story on all the Ring King Data Defenders, see your Ring King Dealer or write for our Magnetic Media Filing Systems Catalog, showing our full line of storage and retrieval systems. Ring King Visible, Inc., 215 W. Second St., Muscatine, IA 52761. (319) 263-8144.

Diskette filing systems by



Circle 189 on Reader Service card.

A\$,AA\$,AN,ANS	=	A,C,M: User's input.
ARROW\$	=	M: Holds arrow figure for menu.
AUTHER\$	=	A,C: Name of adventure designer.
BELL\$	=	A,C,M: CHR\$(7). Beeps Apple.
BLOCKZ(*)	=	A: If equal to 1, prevents any of the previous chosen OBJ\$(*)s from being obtained.
BLOCK\$(*)	=	A: Explains why you cannot get a certain object.
BS	=	A: Back space. Used in introduction to adventure. If the last character in a line of text (IN\$) does not equal a space then BS=BS - 1. It is this value plus 40 which decides where the line will end.
BS\$	=	C: CHR\$(8). Backspace character.
CHANGE	=	C: Used in Location Query Routine. If equal to 1, then allows you to change the Location Name. If equal to 2, then you can change the description for a particular location.
CHECK	=	A: Used to see if an object has been used, dropped or gotten. 1 is added to this every time NOUN\$ doesn't equal one of the objects. If CHECK=10 then no object matches.
CK	=	C: Used in the Disk Routines. Checks to see if both pieces of data have been saved or recalled (.TITLE and .DATA).
CYCLE	=	A: # of times through loop in Sound Routine; to vary the sound.
CS	=	C: Indicates if CTRL-S may be used (0=NO, 1=YES).
CS\$	=	C: Message indicating that CTRL-S may be used.
DZ(*)	=	A,C: Down direction for every location. If equal to zero, then you can't go down.
D\$	=	A,C,M: CHR\$(13) + CHR\$(4). Used for DOS routines.
D1,D2\$,D3\$,D4\$	=	A: Various data read into arrays. Used in Initialization Routine.
DISK	=	A,C: In CREATOR, 0 = Save data, 1 = Recall data. In ADVENTURE, 1 = Saves game in progress, 2 = Recalls game, 3 = Recalls CREATOR.DATA, 4 = Recalls CREATOR.TITLE information.
DTA,DTA\$	=	C: Same function as D1,D2\$,D3\$,D4\$. See above.
DUN	=	A: Used in Win Routine. Allows parts of the Introduction Routine to be skipped over if equal to 1.
EZ(*)	=	A,C: East direction for every location. If equal to zero, then you can't go east.
ERR	=	A,C,M: PEEK (222). ONERR error code.
FALSE	=	C: Equals zero.
FINISH	=	C: Signifies how many times loop must repeat.
FRIE	=	C: FRE(0). Clears out old string variables in memory.
H,MH	=	A,C: Horizontal cursor values.
HEAD\$	=	C: Heading used to show name of CREATOR program.
HRIGHT	=	C: Right-most limit of display for various inputs of user.
I,II	=	A,C,M: General counters for loops (Increment).
IN\$	=	A: Used to hold text for Introduction routine (Information).
ITEMS	=	M: # of items contained in menu.
J	=	A: Another general counter for loops.
KEY	=	A,C,M: PEEK (49152). Reads the keyboard strobe. If KEY > 127, then a key was pressed.
L	=	C: Used in Locations and Exits Query. Equals a chosen location so that you may go back and change it if you wish.
L160\$,L20\$,L40\$	=	C: Various drawn line lengths (160,20, and 40).
LD\$(*)	=	A,C: Location #'s description.
LEFT	=	M: Left margin of menu.
LINE	=	A,C,M: Line number of program where an error occurred.
LINE\$	=	C: Drawn line used in Exits Query. Length varies according to number of digits in the number of locations (ie, if NLX=25, THEN LINE\$ length would be 2).
LN\$(*)	=	A,C: Location #'s name.
LNPTH	=	C: Maximum allowable length of a particular answer. Used in Get Answer Routine.
MAX	=	C: Maximum number of locations that can be used.
MC	=	A: Counts how many times you were in a location with the Main Character. If equal to 4, then MCHAR\$ goes to another random location.
MCHAR\$	=	A,C: Name of the Main Character.
MENU\$(*)	=	M: Name of items used in the menu.
MIN	=	C: Minimum number of locations that can be used.
MOVE	=	A: If equal to 1, then all objects get moved to random locations.
MPROG\$	=	A,C,M: Main Program name (CREATE-A-VENTURE).
MSG\$	=	A: Win message.
NX(*)	=	A,C: North direction for every location. If equal to zero, then you can't go north.
N1,N2	=	C: N1 makes sure you have chosen 5 objects from the list, N2 is used to number the list of those that you chose.
NAME\$	=	M: My name.
NH	=	C: Horizontal cursor position for placement of location #.
NLX	=	A,C: Number of locations chosen by user.
NOISE	=	A: Memory location 49200; when PEEKed, clicks speaker.
NOUN\$	=	A: The second half of user's input. Determines directions and objects. Depends on VERB\$.
NUE	=	C: If equal to 1, then user creates new data for adventure. If equal to zero, then user recalls old data.
NUM	=	A: Number of OBJ\$(*) in user's possession. Must equal 5 to win. M: Program # user chose from menu.
NV	=	C: Vertical cursor position for placement of location #.

Figure continued.

Figure 2.

Variables list. A means Adventure program, C means Creator program, M means Menu program.

zero, the title is printed. If not, the title routine is skipped. Once you have turned your Apple on, even loading and running programs won't touch this location.

The MENU program creates a menu of any length and situates it on the screen according to your specifications. Changing the variables in the initialization routine accomplishes this.

This program is pretty straightforward. A machine language routine I got from the *Applesoft Basic Programming Reference Manual* (page 82) is included to get rid of some of the quirks of the ONERR...GOTO instruction. See that book for more information.

Creator Program

This program is the vehicle for entering data about the adventure you are creating. Why is it so long? Because, in any kind of data entry and retrieval operation, you can just bet you are going to make mistakes, whether they be typos, changing your mind about something or whatever. This program is replete with routines that allow you to fix those mistakes. Also, the program is set up to convey easily to the user exactly what and how much information is required. CREATOR could have been cut in half, but it wouldn't have performed as well.

There are a couple of problems with storing data to disks. The more data you feed in, the longer it takes to get it out. So, when this data is loaded into ADVENTURE, you might have to wait a bit until it's all in memory.

Also, you can store anything to disk because you use the PRINT statement to put it there. However, you may not get it all back because you use the INPUT statement to recall it. If your data includes commas, colons or quotes, you may get an error message.

To eliminate this problem, I have included a check in line 9040 to see if any of those punctuation marks have been entered. (This also includes the right arrow key, but that's eliminated because it can mess up the display.) A book called *Apple Backpack* by Scot Kamins and Mitchell Waite (McGraw-Hill, 1982) describes a routine to store and retrieve all this extra punctuation. If you care to incorporate it, just modify line 9040 (and the instructions

Can you tell the IBM[®] from the Transtar 130?

A

Letter quality
standard of
the industry

5x magnification

One of these two print samples was generated by an **IBM Selectric II**: the letter quality standard of the industry.

The other was generated by the new **Transtar 130** letter-quality printer.

B

Letter quality
standard of
the industry

5x magnification

And print quality is just the beginning! The new Transtar 130 daisy wheel printer is also plug-and-go compatible with the best-selling word processing packages! It features bidirectional printing, superscript, subscript, underlining and a true boldface. Retail price? **Only \$895.**

Quietly producing copy at 18 cps Shannon text speed, the Transtar 130 also features a unique autoloader button to make printing on letterheads a breeze! Three new daisy wheels have just been made available for the 130 from your dealer: letter gothic (shown), script, and a 15-pitch "gothic mini"—perfect for printing spreadsheets to fit on one page!

Offering an end-user warranty period of a full six months, the Transtar 130 is an extraordinarily reliable machine. Its minimal failure rate runs less than 1%, but if your 130 should ever need repair, a nationwide network of authorized Transtar service centers stands ready.

Have you decided yet whose type is whose? If you picked A... You picked Transtar. The new standard for letter quality printing.



Transtar

P.O. Box C-96975, Bellevue, WA 98009

IBM is a registered trademark of International Business Machines, Inc.

Figure continued.

OBJX(*)	= A,C: If equal to -1, then object was not chosen for adventure, otherwise this equals the location number in which the object was found. If equal to zero, then it is in user's possession.
OBJ*(*)	= A,C: Object's name. These are the five objects you need to win.
OBJECT	= A: Indicates number of ALL objects in user's possession.
OLDR	= A: Previous room (location) number.
PROG*	= A,C: Names of various disk files.
RANGE	= C: Checks to see if numerical values are within a specified range. Zero for yes, 1 for no.
RESULT*(*)	= A: Prints message of something that happens as a result of USING some object.
ROOM	= A: Present room (location) number.
RR(*)	= A: Random Room function. Randomly chooses which locations objects are kept. NOT AN ARRAY!
RTN*	= A,C,M: CHR\$(13). Carriage return.
SZ(*)	= A,C: South direction for every location. If equal to zero, then you can't go south.
SAME	= A: Used to make sure objects aren't stored in the same location. Zero for no, 1 for yes.
SCX(*)	= A: Flag to see whether a Special Condition message should be printed. Zero for no, 1 for yes.
SC*(*)	= A: Special Condition message.
SOUND	= A: # of times speaker location is PEEKed. Makes noise.
SPACE*	= A: Space character. Used to tell where user's input should divide into VERB\$ and NOUN\$. C: A string of spaces used to erase the Location description. M: A string of spaces used to erase the ARROW\$ character.
START	= C: Signifies on what number the loop will start.
TIME	= A,C,M: Used for delay loops.
TITLE\$	= A,C: Title of adventure chosen by user.
TP	= M: Top margin of menu.
TRUE	= C: Equals 1.
TS	= C: Used to indicate a Temporary Save, so that if an error occurs, Error Routine knows which part of the program to return to. Zero means no temp save, 1 means there was a temp save.
UZ(*)	= A,C: Up direction for every location. If equal to zero, then you can't go up.
UNBLOCKX(*)	= A: Room number in which object to obtain OBJ*(*) is located.
UNBLOCK\$(*)	= A: Name of the object used to obtain OBJ*(*) .
V,VV	= A,C: Vertical cursor position.
V\$	= A: Same as VERB\$. Used to save space.
VERB\$	= A: Verb or first part of user's input. Determines valid primary commands.
VERT	= M: Starting vertical line # of menu. Same as TP, but used to move arrow position.
VLESS1	= M: Vertical position minus 1. Used to keep track of position of items in menu.
WZ(*)	= A,C: West direction for every location. If equal to zero, then you can't go west.
WIDTH	= M: # of characters in largest of the MPROG\$ or NAME\$ variables. Used to determine # of "*" used in title display.
X	= A: Horizontal cursor position used in Win Routine.
XS	= A: # of excess characters left after a line of text has been printed to the screen. Used in the Introduction Routine.
XS\$	= A: String of excess characters left over from IN\$ after being printed to the screen.
XX	= A: Used to list items in possession in the Inventory Routine.
Y	= A: Vertical cursor position used in the Win Routine.
Z	= A: Throw-away variable used in setting up the RR(*) function.
ZERO	= C: Flag to see if all zeros were chosen as exits for any given location. Zero equals no, 1 equals yes.

CALL -95B	: Clears screen from cursor to bottom.
CALL -86B	: Clears text line from cursor to right margin.
CALL 76B	: Machine language routine to cure some problems with the ONERR ... GOTO instruction. Found in the Applesoft Manual.
PEEK(218)+PEEK(219)*256:	Line number where error occurred.
PEEK(222)	: ONERR error code.
PEEK(49152)	: Reads the keyboard.
PEEK(49200)	: Clicks Apple's speaker.
POKE 32,*	: Left margin of text screen.
POKE 33,*	: Width of text screen.
POKE 34,*	: Top margin of text screen.
POKE 35,*	: Bottom margin of text screen.
POKE 216,0	: Clears ONERR flag.
POKE 76B-777,*	: Where machine language routine to help ONERR is located.
POKE 77B,0	: Flag to allow title page of menu to print.
POKE 77B,255	: Flag to prevent title page of menu from being printed.
POKE 4916B,0	: Clears keyboard buffer.

Figure 3. CALL, PEEK and POKE list.

in the MENU program).

There is a function in CREATOR that enables you to save data to the disk as you go along to guard against power failures. Just hit control-S and all the data up to that point will be saved.

The CREATOR program works best if you have your adventure completely planned out ahead of time. Draw a map of all the locations, numbering each one consecutively. Include the name and description of each location and its entrances and exits. See Figure 1 for an example.

While the example has four locations, you, of course, have to design 25 to 100. When asked for the exits from location #1 (the lab), you would type NORTH: 0, WEST: 0, SOUTH: 2, EAST: 3, UP: 4, DOWN: 0. The numbers represent the location each exit leads to. Zero indicates that there is no exit in that direction. The program checks for all zeros (thus no exits at all from that location), and exits to itself (which is impossible). It does *not* check, however, to see if all locations have accesses. Therefore, you must make sure they do. Otherwise you may design a game that no one can win.

Note that I have provided for up to four lines of text (160 characters) for each location description, but I realize that you may want to be more descriptive. The solution is simple. Just change line 1120 to FOR I=1 TO XXX where XXX is the number of characters desired. Don't go over 240 characters, though. Also, if you use all those lines you cut into the amount of memory you'll have for data. In other words, you'll have to cut down on the maximum number of locations allowed. If you use an extra line (200 characters), change lines 1200 and 3520 to MAX=80, or thereabouts.

Adventure Program

This is another *large* program. To conserve space, you might want to eliminate REM statements, trim variables down to one or two characters, have the title printed without embellishments (lines 2000-2640), and, if you're the only one using the program, eliminate the HELP routine that advises the user what commands are valid in the game.

A few words about some of the AD-

VENTURE subroutines:

Lines 3000-3340, Introduction.
 This routine is adapted from *Apple Backpack* (see above). Because variables are used (the game's title and main character) within the text, not knowing their exact length could make words on the screen wrap around and print on the next line, causing a confusing (not to mention, unattractive) display. This routine grabs a string of text from a data statement, and, starting from character #40, works backwards and checks for a space (signifying the end of a word). It keeps backing until it finds one, then prints the line up to that point. The characters that were passed over are stored in a temporary variable called XS\$. Then the routine takes XS\$, adds some more data to the end of it and the process begins again. Eventually you get a display that looks as if it were tailor-made for your data.

Lines 3500-3790, Input routine.

```

0 REM

MAIN PROGRAM

100 TEXT : HOME
110 GOSUB 1000: REM INIT
120 IF PEEK (77B) = 0 THEN GOSUB 2000: REM TITLE
130 GOSUB 3000: REM MENU
140 HOME
150 PRINT "... END OF ":MProg$:".MENU PROGRAM"
160 POKE 77B,0: REM ALLOWS TITLE SUB TO RUN
170 VTAB 22: END
999 REM

INITIALIZATION

1000 ARROW$ = "--> "
1010 BELL$ = CHR$ (7)
1020 D$ = CHR$ (13) + CHR$ (4)
1030 ITEMS = 4: REM # ITEMS IN MENU
1040 DIM MENU$(ITEMS + 2)
1050 LEFT = 1: REM LEFT MENU MARGIN
1060 FOR I = 1 TO ITEMS + 2
1070 READ DTA$
1080 MENU$(I) = DTA$
1090 NEXT I
1100 MIN = 25
1110 MProg$ = "CREATE-A-VENTURE"
1120 NAME$ = "BY G. CAGE"
1130 RTN$ = CHR$ (13)
1140 SPACE$ = " "; REM 4 SPACES
1150 TP = 5: REM TOP MARGIN OF MENU
1160 VERT = 5: REM STARTING VERT LINE # OF MENU. SAME AS TP.
1170 VLESS1 = VERT - 1
1180 FOR I = 768 TO 777
1190 READ DTA
1200 POKE I,DTA
1210 NEXT I
1220 RETURN
1999 REM

TITLE

2000 IF LEN (MProg$) > LEN (NAME$) THEN WIDTH = LEN (MProg$): GOTO 2
020
2010 WIDTH = LEN (NAME$)
2020 FOR I = 1 TO WIDTH
2030 VTAB 3: HTAB I: PRINT "*"
2040 VTAB 8: HTAB I: PRINT "*"
2050 NEXT I
    
```

Listing continued.

Circle 352 on Reader Service card.

5 1/4" Floppy Disk Drive in Apple Colored Case and Cable.

APPLE COMPATIBLE DISK DRIVE

FOR ONLY
\$249⁹⁵

Compatible with Apple Language card,
Z80 Software, Fortran, Pascal, & CP/M.

Available Soon
Apple II 16k Memory Card
\$59⁹⁵ Assembled

Quality Tested
90 Day Warranty..
VISA & Mastercard Accepted

FOR FURTHER INFORMATION CALL (TOLL FREE) OR WRITE FOR FREE LITERATURE

MICRO-DESIGN
6301 MANHACA ROAD, SUITE J. AUSTIN TEXAS, 78745
TEXAS RES. CALL 512 441 7890

1-800-531-5002

Listing continued.

```

2060 VTAB 5: HTAB 1: PRINT MPROG$
2070 PRINT NAME$
2080 FOR TIME = 1 TO 1500
2090 NEXT TIME
2100 RETURN
2999 REM

MENU

3000 ONERR GOTO 6000
3010 HOME
3020 PRINT MPROG$; " MENU:"
3030 FOR I = 1 TO LEN (MPROG$) + 5: PRINT "="; NEXT I
3040 VTAB TP
3050 FOR I = 1 TO ITEMS
3060 HTAB LEFT + LEN (ARROW$): PRINT MENU$(I)
3070 NEXT I
3080 VTAB 21: PRINT MENU$(I)
3090 PRINT MENU$(I + 1)
3100 VTAB VERT: HTAB LEFT: PRINT ARROW$;
3110 INVERSE : PRINT MENU$(I): NORMAL
3120 KEY = PEEK (49152): IF KEY < 128 THEN GOTO 3120
3130 POKE 49168,0
3140 IF KEY = 141 THEN GOTO 3210: REM RTN IS PRESSED.
3150 IF KEY < > 160 THEN GOTO 3120
3160 VTAB VERT: HTAB LEFT: PRINT SPACE$;MENU$(VERT - VLESS1)
3170 VERT = VERT + 1: IF VERT > TP + ITEMS - 1 THEN VERT = TP
3180 VTAB VERT: HTAB LEFT: PRINT ARROW$;
3190 INVERSE : PRINT MENU$(VERT - VLESS1): NORMAL
3200 GOTO 3120
3210 VTAB VERT: HTAB LEFT: PRINT ARROW$;
3220 FLASH : PRINT MENU$(VERT - VLESS1): NORMAL
3230 VTAB 21: HTAB 1: CALL - 958: PRINT BELL$;"IS THIS THE CHOICE YOU
WANT (Y/N)? ";
3240 GET AN$
3250 IF AN$ = "N" THEN VTAB VERT: HTAB LEFT: PRINT ARROW$; INVERSE : PRINT
MENU$(VERT - VLESS1): NORMAL : VTAB 21: CALL - 958: PRINT MENU$(I)
: PRINT MENU$(I + 1): GOTO 3120
3260 IF AN$ < > "Y" THEN GOTO 3240
3270 NUM = VERT - VLESS1
3280 HOME : VTAB 4
3290 ON NUM GOTO 3300,3300,3300,3330,3340
3300 PRINT "NOW "; FLASH : PRINT " LOADING ": NORMAL
3310 PRINT MENU$(NUM); " PROGRAM."
3320 PRINT D$;"RUN";MENU$(NUM)
3330 GOSUB 4000: GOTO 3010: REM INSTRUCTIONS
3340 RETURN
3999 REM

INSTRUCTIONS

4000 HOME
4010 HTAB 14: PRINT "INSTRUCTIONS"
4020 HTAB 14: PRINT "-----"
4030 POKE 34,2
4040 VTAB 5
4050 PRINT " THIS PROGRAM ALLOWS YOU TO DESIGN YOUR OWN ADVENTURES. BY
SELECTING THE"; INVERSE : PRINT "CREATOR";: NORMAL : PRINT " OPTIO
N FROM THE MAIN MENU, YOU"
4060 PRINT "CAN TAILOR AN ADVENTURE TO SUIT YOUR TASTES."
4070 PRINT : PRINT " YOU WILL NEED TO PLAN OR MAP OUT YOUR ADVENTURE,
DETERMINING THE NUMBER OF LOCATIONS, VARIOUS EXITS TO OTHER"
4080 PRINT "LOCATIONS, AND DESCRIPTIONS OF EACH OF THOSE. WHAT YOU SA
Y IS ENTIRELY UP TO YOU. YOU CAN'T USE COMMAS, COLONS OR QUOTES
, HOWEVER."
4090 GOSUB 5000
4100 HOME
4110 VTAB 5
4120 PRINT " THERE IS A <CTRL-S> OPTION THAT ALLOWS YOU TO TEMPORARILY
SAVE TO DISK ALL YOUR INFORMATION, WHICH IS A GOOD IDEA TO DO PERIOD
ICALLY, ESPECIALLY IF YOU HAVE A LOT OF DATA TO ENTER."
4130 PRINT : PRINT " ALL THIS IS FINALLY SAVED TO DISK WITH A MAXIMUM 4
SECTORS USED FOR EVERY S LOCATIONS (THAT'S APPROXIMATELY 1K)."

```

Listing continued.

This is the routine that checks for what you want to do. Your input includes a verb and a noun. The verb is checked to determine which subroutine to access. If the subroutine specified doesn't exist, you are so informed. The noun determines further action within that subroutine.

Lines 4000-7560, Various commands. These are all the verb commands available to you, each in its own subroutine.

Lines 8000-8590, Print command. This routine prints each location's name and description, plus whatever objects are presently there. First of all, the routine must check to see if any special conditions exist that would affect that particular location's description (lines 8500-8590). For example, if you wander into a randomly chosen location and have three of the necessary objects in your possession, you are sent to another random location, losing those objects in the process (line 8580).

Lines 9000-9260, Objects in random locations routine. This routine determines what goes in what location, based on the number of locations you chose (NL%). It uses the function equation $FN\ RR(0)$, which is defined in line 11680 as $DEF\ FN\ RR(Z) = INT(NL\% * RND(1)) + 1$. Z is just a throw-away variable, but is needed to set up the definition. (I used zero in the function itself to show that no variable was used.) The function yields a random number anywhere from 1 to the total number of locations in the game.

This routine also checks to make sure that initially no more than one object resides in any given location.

Lines 10000-10380, Win routine. This is where you end up when you've met all the conditions of the game. The routine tells you you've won and ends the program.

Lines 11000-11690, Disk routines. These enable you to retrieve your CREATOR data. Two sub-subroutines make it possible to save the played game at any point and recall it later.

That's it. I realize Create-A-Venture requires a lot of typing, but I think you'll find it's worth it. Be sure to check out the variables list (Figure 2) and the CALL, PEEK and POKE list (Figure 3). They will help you understand how things work. ■

PUT PRICES IN CHECK

CARTRIDGE RIBBONS FOR

APPLE PRINTERS

NEC 8023A

C. ITOH PROWRITER

\$9.95 EA. **\$107.46** DOZ.

CARTRIDGE RIBBONS FOR

EPSON

MX-80 MX-100

\$6.99 EA **\$11.95** EA
\$86.29 EA **\$129.06** DOZ

MAXELL
DISKETTES

5 1/4" SINGLE SIDE
DUAL DENSITY
MD-1

\$29.90 10 PACK

INNOVATIVE
CONCEPTS

FLIP'N'FILE

DISC STORAGE BOX
HOLDS UP TO 60 DISKETTES

5 1/4" 8"

\$24.95 EA **\$29.95** EA

RIBBONS FOR

IDS PRINTERS

EA. DOZ.

440 **\$2.77** **\$29.92**

PAPER TIGER **\$6.95** **\$75.06**

MICROPRISM **\$7.99** **\$86.29**

PRISM **10.95** **118.25**

DISKETTE
STORAGE
BOXES

5 1/4" - BLUE OR BEIGE

\$2.49 EA.

DUAL SPOOL RIBBONS FOR

OKIDATA
PRINTERS

80, 82, 83 EA. DOZ.
92, 93 **\$2.77** **\$29.92**
84 **\$5.99** **\$64.69**

MEMOREX
DISKETTES

5 1/4" SINGLE SIDE - DUAL DENSITY

\$24.99 10 PACK

COLOR-
CODER

LIBRARY CASE SET
CONTAINS 5 BRIGHT COLORS

5 1/4" 8"

\$19.95 **\$23.95**
SET OF 5 SET OF 5

ANTI-STATIC
SPRAY

FULL QUART SIZE
WITH DISPENSER

\$6.95 QT.

1 GALLON REFILL **\$19.95**

CARTRIDGE RIBBONS FOR

COMREX

DAISYWRITER 2000

\$2.49 EA **\$26.89** DOZ

LABEL
SPECIAL

\$2.99 / K
(5K MIN)

1 ACROSS 3 x 15/16 CONTINUOUS LABELS

MOST RIBBONS AVAILABLE IN COLORS TOO!

CALL OR WRITE FOR OUR SUPPLIES CATALOGUE

ON ORDERS UNDER \$14.00 PLEASE ADD \$3.00 FOR SHIPPING

MINIMUM RIBBON ORDER \$30.00 OR 1 DOZEN



Check-Mate™

51 DIAUTO DR P.O. BOX 103
RANDOLPH, MA 02368

TOLL FREE 800-343-7706
IN MASS 617-963-7694
PHONES OPEN 9AM-7PM EASTERN TIME

MASS RESIDENTS
ADD 5% SALES TAX

Circle 40 on Reader Service card.

August, 1983 **Cider** 81

ANOTHER DISCOVERY FOR **orangeers**

THE ORANGEPEEL™ **POWERFUL. EXPANDABLE.** **AT \$790, REMARKABLE.**



Yesterday, buying a computer meant compromising. Powerful units carried powerful prices. Affordable units were little more than toys.

Today, there's the ORANGEPEEL. The powerful, expandable, highly versatile microcomputer priced at a remarkable \$790.

- FULLY APPLE II® COMPATIBLE.
- LANGUAGE FLEXIBILITY — Modular design permits the use of all disc based Apple II software, CP/M, UCSD-p.*
- MULTIPLE CPU'S (as available).

- 76K RAM.
- DISC BASED — requiring standard Apple II drive.
- DETACHED KEYBOARD — Full ASCII upper and lower case.
- HIGH AND LOW RESOLUTION B/W GRAPHICS.
- 3 I/O SLOTS EXPANDABLE TO 7.
- ORANGE BUS FOR INTERNAL EXPANDABILITY.
- 6 MONTH REPLACEMENT WARRANTY — (Extended one year optional).

THE ORANGEPEEL COMPUTER. **We anticipate the future.**

See your local ORANGE dealer today.

U.S.A. Distributor
Compusource Inc.
3112 Hennepin Avenue South
Minneapolis, Minn. 55408
612-827-2951

**orange
computers
inc**
orange computers inc.
10-1495 bonhill road
mississauga, ontario l5t 1m2
(416) 677-7782

Apple II is a registered trademark of Apple Computers Inc.
CP/M is a trademark of Digital Research Inc.
UCSD-p is a trademark of The Regents of The University of California

Circle 153 on Reader Service card.

Available in Canada, USA,
Hong Kong, Singapore, Australia and Japan.

Listing continued.

```

6000 ERR = PEEK (222)
6010 LINE = PEEK (218) + PEEK (219) * 256
6020 HOME : VTAB 4: PRINT BELL$;
6030 IF ERR = 6 THEN PRINT "THAT PROGRAM IS NOT ON THIS DISK. PLEASE IN
SERV THE CORRECT ONE AND TRY AGAIN."; GOTO 6090
6040 IF ERR = 8 THEN PRINT "THERE IS A PROBLEM WITH THE DISK. PLEASE RA
KE SURE IT IS INSERTED CORRECTLY."; GOTO 6090
6050 PRINT "NOTE: ERROR #";ERR;" OCCURED AT LINE ";LINE;". "
6060 PRINT SPC( 6);"PLEASE CONSULT THE 1978 APPLESOFT"; SPC( 7);"MANUA
L (PB. 136) FOR FURTHER IN-"; SPC( 8);"FORMATION."
6070 POKE 216,0; POKE 778,0; REM SEE LINE #70
6080 VTAB 10; HTAB 18; PRINT "END #"; VTAB 22; END
6090 FOR TIME = 1 TO 2500: NEXT TIME
6100 VERT = TP
6110 POKE 216,0; DNERR GOTO 6000
6120 CALL 768
6130 GOTO 130
6999 REM
R MACHINE LANG          ERROR ROUTINE
DATA FO
7000 DATA "ADVENTURE "," CREATOR "," INSTRUCTIONS "," QUIT "
7010 DATA "HIT SPACE BAR TO SCAN MENU."
7020 DATA " HIT <RETURN> TO CONFIRM CHOICE."
7030 DATA 104,168,104,166,223,154,72,152,72,96

```

Listing 2. Creator subprogram.

```

O REM
MAIN PROGRAM
100 TEXT : HOME
110 GOSUB 1000: REM INIT
120 GOSUB 2000: REM NEW/OLD SET UP
130 IF NUE = FALSE THEN GOTO 230
140 GOSUB 3000: REM TITLE/AUTHOR
150 IF NUE = FALSE THEN GOTO 230
160 GOSUB 3500: REM # LOCATIONS
170 IF NUE = FALSE THEN GOTO 230
180 GOSUB 4000: REM LOCATIONS
190 IF NUE = FALSE THEN GOTO 230
200 GOSUB 5000: REM EXITS
210 IF NUE = FALSE THEN GOTO 230
220 GOSUB 6000: REM OBJECTS
230 GOSUB 7000: REM CHANGES?
240 GOSUB 8000: REM DISK ROUTINE
250 HOME
260 PRINT : PRINT "HIT <RETURN> TO RETURN TO MENU."
270 PRINT "... OR ANY OTHER KEY TO END PROGRAM: ";
280 GET AN$
290 IF AN$ < > RTN$ THEN POKE 776,0; TEXT : HOME : PRINT "END OF CREA
TOR PROGRAM FOR: PRINT MPROG$; VTAB 22; END
300 PRINT D$;"RUN";MPROG$
999 REM
INITIALIZATION
1000 DNERR GOTO 14000
1010 FOR I = 768 TO 777
1020 READ DTA
1030 POKE I,DTA
1040 NEXT I
1050 BELL$ = CHR$( 7)
1060 BS$ = CHR$( 8)
1070 CS$ = "CTRL <S>: SAVE CURRENT DATA TO DISK"

```

```

1080 D$ = CHR$( 13) + CHR$( 4)
1090 DISK = 1
1100 FALSE = 0
1110 L160$ = "":L40$ = "":SPACE$ = " "
1120 FOR I = 1 TO 160
1130 L160$ = L160$ + CHR$( 95)
1140 SPACE$ = SPACE$ + " "
1150 NEXT I
1160 L20$ = LEFT$( L160$,20)
1170 FOR I = 1 TO 40
1180 L40$ = L40$ + "-"
1190 NEXT I
1200 MAX = 100
1210 MPROG$ = "CREATE-A-VENTURE"
1220 HEAD$ = MPROG$ + " CREATOR PROGRAM"
1230 RTN$ = CHR$( 13)
1240 FOR I = 1 TO 10
1250 READ DTA$
1260 OBJ$(I) = DTA$
1270 NEXT I
1280 TRUE = 1
1290 T9 = FALSE
1300 ZERO = FALSE
1310 POKE 778,255; REM >0 KEEPS TITLE OF MENU PROGRAM FROM PRINTING
1320 DIM D$(MAX),EX(MAX),LN$(MAX),LNS(MAX),NZ(MAX),SZ(MAX),UZ(MAX),W$(M
AX)
1330 RETURN
1999 REM
NEW/OLD SETUP
2000 VTAB 6: PRINT "DO YOU WISH TO CHANGE AN "; INVERSE : PRINT "OLD";
: NORMAL : PRINT "ADVENTURE,"
2010 PRINT "CREATE A "; INVERSE : PRINT "NEW";: NORMAL : PRINT "ADVEN
TURE, OR"
2020 INVERSE : PRINT "RETURN";: NORMAL : PRINT " TO THE MAIN MENU PROGR
AM?"
2030 VTAB 10; HTAB 15: PRINT "(O/N/R): ";
2040 GET AN$
2050 IF AN$ = "R" THEN PRINT "RETURN": PRINT D$;"RUN";MPROG$
2060 IF AN$ = "O" THEN NUE = FALSE:DISK = 1: GOSUB 8000: GOTO 2090: REM
DISK ROUTINE
2070 IF AN$ = "N" THEN NUE = TRUE: GOTO 2090
2080 GOTO 2040
2090 HOME
2100 VTAB 2: PRINT L40$;
2110 POKE 34,2
2120 RETURN
2999 REM
TITLE/AUTHOR QUERY
3000 HOME
3010 CS = FALSE; VTAB 1: CALL - B&B; PRINT HEAD$
3020 H = 12;HH = H:HRIGHT = H + LEN (L20$);V = 8
3030 VTAB V: PRINT "TITLE:"; SPC( 5);L20$
3040 VTAB V + 3: PRINT "AUTHOR"; SPC( 4);L20$
3050 VTAB V + 5: PRINT "MAIN": PRINT "CHARACTER: ";L20$
3060 IF NUE = TRUE THEN GOTO 3110
3070 VTAB V: HTAB H: PRINT TITLE$
3080 VTAB V + 3: HTAB H: PRINT AUTHER$
3090 VTAB V + 6: HTAB H: PRINT MCHAR$
3100 GOTO 3170
3110 VV = V; VTAB V: HTAB H: REM GET ANSWER ROUTINE
3120 TITLE$ = A$
3130 VV = V + 3; VTAB VV: HTAB H: GOSUB 9000
3140 AUTHER$ = A$
3150 VV = V + 6; VTAB VV: HTAB H: GOSUB 9000
3160 MCHAR$ = A$
3170 VTAB 20: HTAB 1: CALL - 95B; PRINT "CHANGES (Y/N)? ";
3180 GET AN$
3190 IF AN$ < "Y" THEN GOTO 3310
3200 IF AN$ < > "Y" THEN GOTO 3180

```

Listing continued.


```

3210 VTAB 20: HTAB 1: CALL - 958: PRINT "PRESS 'T' FOR TITLE"
3220 PRINT SPC( 6); "A" FOR AUTHOR"
3230 PRINT SPC( 6); "C" FOR CHARACTER"
3240 PRINT SPC( 6); " " FOR NO CHANGES"
3250 GOSUB 10000: REM READ KEYBOARD
3260 IF KEY = 170 THEN GOTO 3310
3270 IF KEY = 193 THEN VV = V + 3: VTAB VV: HTAB H: PRINT L20$: VTAB VV
      : HTAB H: GOSUB 9000: AUTHER$ = A$: GOTO 3170
3280 IF KEY = 195 THEN VV = V + 6: VTAB VV: HTAB H: PRINT L20$: VTAB VV
      : HTAB H: GOSUB 9000: MICHAR$ = A$: GOTO 3170
3290 IF KEY = 212 THEN VV = V: VTAB V: HTAB H: PRINT L20$: VTAB V: HTAB
      H: GOSUB 9000: TITLES = A$: GOTO 3170
3300 GOTO 3250
3310 FOR I = 1 TO 22
3320 PRINT
3330 NEXT I
3340 RETURN
3499 REM

# LOCATIONS QUERY
3500 HOME
3510 CS = FALSE: VTAB 1: CALL - 868: PRINT HEAD$
3520 MIN = 25: MAX = 100
3530 H = 19: HH = H: HRIGHT = H + LEN ( STR$ (MAX)): V = 6
3540 VTAB V: PRINT "THE NUMBER OF LOCATIONS TO BE USED FOR"
3550 PRINT TITLES: "?"
3560 VV = V + 5: VTAB VV: HTAB 16: PRINT "-"> "; LEFT$ (L160$, LEN ( STR$
      (MAX)))
3570 IF NUJ = TRUE THEN GOTO 3590
3580 VTAB VV: HTAB H: CALL - 868: PRINT NLX: GOTO 3630
3590 RANGE = 0: VTAB VV: HTAB H: GOSUB 9000
3600 GOSUB 11000
3610 IF RANGE = 1 THEN NLX = MIN: GOTO 3580
3620 NLX = VAL (A$)
3630 VTAB 20: HTAB 1: CALL - 958: PRINT "CHANGES (Y/N)? ";
3640 GET AN$
3650 IF AN$ = "N" THEN GOTO 3720
3660 IF AN$ < > "Y" THEN GOTO 3640
3670 VTAB 20: HTAB 1: PRINT "PRESS 'C' FOR CHANGE"
3680 PRINT SPC( 6); " " FOR NO CHANGE"
3690 GOSUB 10000
3700 IF KEY = 195 THEN VTAB VV: HTAB H: PRINT LEFT$ (L160$, LEN ( STR$
      (MAX))) : GOTO 3590
3710 IF KEY < > 170 THEN GOTO 3690
3720 FOR I = 1 TO 22
3730 PRINT
3740 NEXT I
3750 RETURN
3799 REM

LOCATION QUERY
4000 HOME
4010 CS = TRUE: VTAB 1: CALL - 868: PRINT CS$
4020 CHANGE = 0
4030 H = 12: V = 7: NV = 4: NH = 4
4040 L = 1: MIN = 1: MAX = NLX
4050 START = L: FINISH = NLX
4060 VTAB NV: PRINT "LOCATION #"
4070 VTAB V: PRINT "LOCATION NAME: " ; L20$
4080 VTAB V + 3: PRINT "DESCRIPTION:"
4090 VTAB V + 5: PRINT L160$
4100 IF NUJ = TRUE THEN GOTO 4150
4110 VTAB NV: HTAB H: CALL - 868: PRINT L
4120 VTAB V: HTAB H + 5: CALL - 868: PRINT LNH(L)
4130 VTAB V + 5: HTAB 1: PRINT SPACES: VTAB V + 5: HTAB 1: PRINT LD$(L)
4140 GOTO 4320
4150 FOR I = START TO FINISH
4160 VTAB NV: HTAB H: CALL - 868: PRINT I
4170 IF CHANGE > 0 THEN ON CHANGE GOTO 4200, 4230
4180 VTAB V: HTAB H + 5: PRINT L20$

```

```

4190 VTAB V + 5: HTAB 1: PRINT L160$
4200 VV = V: HH = H + 5: HRIGHT = HH + LEN (L20$): VTAB VV: HTAB HH: IF C
      HANGE > 0 THEN PRINT L20$: VTAB VV: HTAB HH
4210 GOSUB 9000
4220 LNH(I) = A$: IF CHANGE > 0 THEN GOTO 4290
4230 VV = V + 5: HH = H + 5: HRIGHT = HH + LEN (L160$): VTAB VV: HTAB HH: IF
      CHANGE > 0 THEN PRINT L160$: VTAB VV: HTAB HH
4240 GOSUB 9000
4250 LD$(I) = A$
4260 VTAB VV: HTAB HH: PRINT SPACES: VTAB VV: HTAB HH: PRINT LD$(I)
4270 IF CHANGE > 0 THEN GOTO 4290
4280 L = I
4290 CHANGE = 0
4300 FRIE = FRE (0)
4310 NEXT I
4320 VTAB 20: HTAB 1: CALL - 958: PRINT "CHANGES (Y/N)? ";
4330 GET AN$
4340 IF AN$ = "N" THEN GOTO 4510
4350 IF AN$ < > "Y" THEN GOTO 4330
4360 VTAB 20: HTAB 1: CALL - 958: PRINT "PRESS '#' FOR LOCATION NUMBER
      "
4370 PRINT SPC( 6); "N" FOR LOCATION NAME"
4380 PRINT SPC( 6); "D" FOR DESCRIPTION"
4390 PRINT SPC( 6); " " FOR NO CHANGES"
4400 GOSUB 10000
4410 IF KEY = 170 THEN GOTO 4510
4420 IF KEY = 196 OR KEY = 206 THEN START = L: FINISH = L
4430 IF KEY = 196 THEN CHANGE = 2: GOTO 4150
4440 IF KEY = 206 THEN CHANGE = 1: GOTO 4150
4450 IF KEY < > 163 THEN GOTO 4400
4460 RANGE = 0: VTAB 20: HTAB 1: CALL - 958
4470 INPUT "WHICH LOCATION #? "; A$
4480 GOSUB 11000: IF RANGE = 1 THEN GOTO 4460
4490 L = VAL (A$)
4500 GOTO 4110
4510 FOR I = 1 TO 22
4520 PRINT
4530 NEXT I
4540 RETURN
4999 REM

EXITS QUERY
5000 HOME
5010 CS = TRUE: VTAB 1: CALL - 868: PRINT CS$
5020 MIN = 0: MAX = NLX
5030 LINE$ = LEFT$ (L160$, LEN ( STR$ (MAX)))
5040 H = 8: HH = H: HRIGHT = H + LEN (LINE$)
5050 V = 12: NV = 9: NH = 11
5060 L = 1: START = L: FINISH = NLX
5070 VTAB V - 8: PRINT "EXITS (TYPE LOCATION # THAT EACH"; SPC( 10); "LE
      ADS TO, OR TYPE '0' TO INDICATE THAT"; SPC( 2); "THERE IS NO EXIT IN
      THAT DIRECTION):"
5080 VTAB NV: PRINT "LOCATION #"
5090 VTAB V: PRINT "NORTH:"
5100 PRINT "WEST:"
5110 PRINT "SOUTH:"
5120 PRINT "EAST:"
5130 PRINT "UP:"
5140 PRINT "DOWN:"
5150 IF NUJ = TRUE THEN GOTO 5210
5160 VTAB NV: HTAB NH: CALL - 868: PRINT L; " "; INVERSE : PRINT " ; L
      N$(L); " "; NORMAL
5170 VTAB V: HTAB H: CALL - 868: PRINT NZ(L): HTAB H: CALL - 868: PRINT
      W$(L)
5180 HTAB H: CALL - 868: PRINT SZ(L): HTAB H: CALL - 868: PRINT EX(L)
5190 HTAB H: CALL - 868: PRINT U$(L): HTAB H: CALL - 868: PRINT D$(L)
5200 GOTO 5490
5210 FOR I = START TO FINISH
5220 VTAB NV: HTAB NH: CALL - 868: PRINT I; " "; INVERSE : PRINT " ; L
      N$(I); " "; NORMAL

```

Large Selection - BIG Savings



Radio Shack
DMP200 \$599



CITOH Prowriter \$375
CITOH Prowriter II \$740



Okidata 92 \$510
Okidata 82A \$399



Smith Corona TPI
Daisy Wheel \$495

Radio Shack DW11	\$1715	Epson MX80	Call	Full complement of	
Radio Shack DWP410	1320	Epson FX80	Call	Radio Shack Computers:	
Radio Shack DMP120	410	Epson MX100	Call	Hardware & Software	
Radio Shack DMP200	599	Okidata 82A	399	Color Computer 16K	255
Radio Shack DMP2110	1779	Okidata 92	510	w/extended basic	
Radio Shack CGP115	199	Okidata 93	859	Color Computer 32-64K	345
Smith Corona TPI	495	Okidata 83	655	w/extended basic	849
Silver Reed EXP550	679	Okidata 84	999	Model IV 16K	849
		CITOH Prowriter	\$375	Model IV 64K	
		Star Gemini 10	319	2 drives & RS232 L	1699
				Model 100 8K	679
				Model 100 24K	835



TOLL FREE Write for FREE catalog
1-800-343-8124

computer plus

P.O. Box 926 • 480 King St. • Littleton, MA 01460

PROTECT YOUR APPLE* KEYBOARD

WITH

PLEXA-LOK


PROTECT YOUR EXPENSIVE INVESTMENT

OFFERED FOR THE FIRST TIME PLEXA-LOK COMES WITH A 30-DAY MONEY BACK GUARANTEE IF NOT SATISFIED!

PLEXA-LOK slips up and over the keyboard - then gently snaps into position.

- Your valuable computer is protected from objects and spills directly on top of keyboard which could cost hundreds of dollars to repair!
- PLEXA-LOK allows your secretary to go on break without having to worry about visitors accidentally destroying their hours (and your \$) of work.

- ENHANCES** looks of your system
- PROTECTS** keyboard from dust
- ALLOWS** computer to remain on while unattended

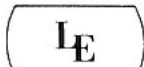


* TM APPLE COMPUTER Inc.

MON -FRI. 9:00-5:00



Allow 4-6 Weeks Delivery
Dealer Inquiries Welcome



LAST ELECTRONICS
P.O. BOX 1300 C
SAN ANDREAS, CA 95249
(209) 754-1800

INTRODUCTORY SPECIAL

APPLE II	\$19.95
APPLE III	\$24.95
FROSTY	
APPLE	1.50 extra

Prepaid UPS
Continental USA
CA Residents Add 6% Tax

Trapped by the language? They found out in Babel what happens when your language won't do what you want it to.



With AMPER-MAGIC™ there's no need to know machine language to benefit from its power.

To your Applesoft™ programs you can attach, finished machine language routines (referenced by name, not by address) in seconds. No separate BLOADing. And with AMPER-MAGIC commands, you can pass variables back and forth directly, just as with built-in Applesoft commands.

So, name your routine, perform the append procedure, and AMPER-MAGIC takes over - machine language speed where it counts: in *your* programs. Even your commercial programs. AMPER-MAGIC COMMAND LIBRARIES™ gives you access to hundreds of relocatable machine language routines, including those from magazines and other libraries, and - most notably - those from AMPER-MAGIC itself, which has over fifty routines of its own in two volumes, with more to come.

Imagine!

Only \$75.00 for the original AMPER-MAGIC by Bob Nacon
Only \$35.00 for AMPER-MAGIC COMMAND LIBRARY™, Volume 2
Plus shipping. MC and Visa accepted.

Amper-Magic™

See your dealer or contact us.

Anthro-Digital. 103 Bartlett Avenue, Pittsfield, MA 01201
Telephone (413) 448-8278, Telex 467622

"The Company That Interfaces People and Computers"

For those of you who would like AMPER-MAGIC routines in your own programs, just ask for Anthro-Digital's free-use policy.

AMPER-MAGIC and AMPER-MAGIC COMMAND LIBRARY™, are trademarks of Anthro-Digital, Inc.
Applesoft is a trademark of Apple Computers, Inc.

Also available from Anthro-Digital: Versacalc (several versions), Visicalc Formatting Aids, The Executive Secretary, The Personal Secretary, and Executive Speller, Hebrew II and Hebrew II Plus, S-C Macro Assembler, QuickTrace, Amper-Magic, The Rental Manager, F.A.R.M. accounting packages, The Performance Manager, Omniscan VideoDisc interface, and Flipper. **DEALERS INVITED**


```

5230 FOR I1 = 0 TO 5
5240 VTAB V + I1: HTAB H
5250 PRINT LINES
5260 NEXT I1
5270 RANGE = 0:VV = V: VTAB VV: HTAB H: GOSUB 9000
5280 GOSUB 11000: IF RANGE = 1 OR VAL (A$) = I THEN VTAB VV: HTAB H: PRINT
5290 LINES: GOTO 5270
5300 GOSUB 12000: NZ(I) = VAL (A$)
5310 RANGE = 0:VV = V + 1: VTAB VV: HTAB H: GOSUB 9000
5320 GOSUB 11000: IF RANGE = 1 OR VAL (A$) = I THEN VTAB VV: HTAB H: PRINT
5330 LINES: GOTO 5300
5340 GOSUB 12000: WZ(I) = VAL (A$)
5350 RANGE = 0:VV = V + 2: VTAB VV: HTAB H: GOSUB 9000
5360 GOSUB 11000: IF RANGE = 1 OR VAL (A$) = I THEN VTAB VV: HTAB H: PRINT
5370 LINES: GOTO 5340
5380 GOSUB 12000: EX(I) = VAL (A$)
5390 RANGE = 0:VV = V + 4: VTAB VV: HTAB H: GOSUB 9000
5400 GOSUB 11000: IF RANGE = 1 OR VAL (A$) = I THEN VTAB VV: HTAB H: PRINT
5410 LINES: GOTO 5380
5420 GOSUB 12000: UZ(I) = VAL (A$)
5430 RANGE = 0:VV = V + 5: VTAB VV: HTAB H: GOSUB 9000
5440 GOSUB 11000: IF RANGE = 1 OR VAL (A$) = I THEN VTAB VV: HTAB H: PRINT
5450 LINES: GOTO 5420
5460 GOSUB 12000: DZ(I) = VAL (A$)
5470 IF NZ(I) = 0 AND WZ(I) = 0 AND SX(I) = 0 AND EX(I) = 0 AND UZ(I) = 0 AND DZ(I) = 0 THEN GOSUB 13000
5480 IF ZERO = TRUE THEN ZERO = FALSE: GOTO 5230
5490 L = I
5480 NEXT I
5490 VTAB 20: HTAB 1: CALL - 958: PRINT "CHANGES (Y/N)? ";
5500 GET AN$
5510 IF AN$ = "N" THEN GOTO 5660
5520 IF AN$ < > "Y" THEN GOTO 5500
5530 VTAB 20: HTAB 1: CALL - 958: PRINT "PRESS *#* FOR LOCATION NUMBER
"
5540 PRINT SPC( 6); "E" TO CHANGE EXITS"
5550 PRINT SPC( 6); "N" FOR NO CHANGES"
5560 GOSUB 10000
5570 IF KEY = 170 THEN GOTO 5660
5580 IF KEY = 197 THEN START = L: FINISH = L: MIN = 0: GOTO 5210
5590 IF KEY < > 163 THEN GOTO 5560
5600 VTAB 20: HTAB 1: CALL - 958
5610 MIN = 1: RANGE = 0
5620 INPUT "WHICH LOCATION #? "; I$
5630 GOSUB 11000: IF RANGE = 1 THEN GOTO 5600
5640 L = VAL (A$)
5650 GOTO 5160
5660 FOR I = 1 TO 22
5670 PRINT
5680 NEXT I
5690 RETURN
5999 REM
OBJECT QUERY
6000 HOME
6010 VTAB 1: CALL - 868: PRINT HEAD$
6020 NI = 1: NZ = 1: V = B
6030 FOR I = 1 TO 10
6040 OBJZ(I) = - 1
6050 NEXT I
6060 VTAB V - 4: PRINT "CHOOSE 5 OF THE FOLLOWING THAT YOU WISH TO APPE
AR IN "; TITLE$;
6070 VTAB V
6080 FOR I = 1 TO 10
6090 PRINT CHR$( 64 + I); ". "; OBJ$(I)
6100 NEXT I
6110 VTAB 20: HTAB 1: CALL - 958
6120 PRINT "LETTER -> ";

```

```

6130 GET AN$
6140 IF AN$ < "A" OR AN$ > "J" THEN GOTO 6130
6150 VTAB ASC (AN$) - (65 - V): HTAB 1
6160 INVERSE = PRINT AN$; ". "; NORMAL
6170 IF OBJZ( ASC (AN$) - 64) < > 0 THEN GOTO 6220
6180 VTAB 20: HTAB 1: CALL - 958
6190 PRINT BELL$; "SORRY, YOU HAVE ALREADY CHOSEN THAT."
6200 FOR TIME = 1 TO 1500: NEXT TIME
6210 GOTO 6110
6220 OBJZ( ASC (AN$) - 64) = 0
6230 NI = NI + 1: IF NI < = 5 THEN GOTO 6110
6240 HOME
6250 PRINT: PRINT "THESE ARE THE OBJECTS YOU CHOSE:"
6260 VTAB 4
6270 FOR I = 1 TO 10
6280 IF OBJZ(I) = 0 THEN PRINT N2; ". "; OBJ$(I): N2 = N2 + 1
6290 NEXT I
6300 VTAB 20: HTAB 1
6310 PRINT "CHANGES (Y/N)? ";
6320 GET AN$
6330 IF AN$ = "Y" THEN GOTO 6000
6340 IF AN$ < > "N" THEN GOTO 6320
6350 FOR I = 1 TO 22
6360 PRINT
6370 NEXT I
6380 RETURN
6999 REM
CHANGES?
7000 HOME
7010 VTAB 1: CALL - 868: PRINT HEAD$
7020 NUJ = FALSE
7030 VTAB 4
7040 PRINT "WOULD YOU LIKE TO CORRECT ANY SECTION:"
7050 POKE 33,36: POKE 32,4
7060 VTAB 6
7070 PRINT "1. TITLE/AUTHOR"
7080 PRINT: PRINT "2. NUMBER OF LOCATIONS"
7090 PRINT: PRINT "3. DESCRIPTIONS OF LOCATIONS"
7100 PRINT: PRINT "4. EXITS OF LOCATIONS"
7110 PRINT: PRINT "5. OBJECTS"
7120 PRINT: PRINT "6. NO, I DON'T NEED TO CORRECT"; SPC( 9); "A THING.
THANKS JUST THE SAME."
7130 POKE 33,40: POKE 32,0
7140 VTAB 20
7150 PRINT "NUMBER -> ";
7160 GET AN$
7170 AN = VAL (AN$)
7180 IF AN < 1 OR AN > 6 THEN GOTO 7160
7190 IF AN < 6 THEN POP
7200 ON AN GOTO 7210,7220,7230,7240,7250,7260
7210 GOTO 140: REM TITLE/AUTHOR
7220 GOTO 160: REM # LOCATIONS
7230 GOTO 180: REM LOCATIONS
7240 GOTO 200: REM EXITS
7250 GOTO 220: REM OBJECTS
7260 DISK = 0
7270 RETURN
7998 REM
DISK ROUTINES:
7999 REM
1. DISK=0 (SAVE)
8000 PROG$ = "" + MPROG$ + ".TITLE"
8010 CK = 0
8020 HOME
8030 VTAB 1: CALL - 868: PRINT HEAD$
8040 PRINT L40$;
8050 VTAB 4

```

Listing continued.

```
8040 IF DISK = 1 THEN GOTO 8500: REM READ
8070 PRINT "TO SAVE ";MPROG$;" DATA TO DISK:"
8080 PRINT : HTAB 6; PRINT "1. INSERT DISK INTO DRIVE #1"
8090 PRINT : HTAB 6; PRINT "2. PRESS <RETURN> TO SAVE"
8100 PRINT : HTAB 6; PRINT "3. ANY OTHER KEY TO RETURN: ";
8110 GET AN$
8120 IF AN$ = RTN$ THEN GOTO 8140
8130 POP : GOTO 230
8140 HOME
8150 VTAB 8; HTAB 1; PRINT "NOW "; FLASH : PRINT " SAVING "; NORMAL : PRIN
PROG$;" TO DISK."
8160 PRINT D$;"OPEN";PROG$
8170 PRINT D$;"DELETE";PROG$
8180 PRINT D$;"OPEN";PROG$
8190 PRINT D$;"WRITE";PROG$
8200 IF CK = 1 THEN GOTO 8250
8210 PRINT TITLE$
8220 PRINT AUTHER$
8230 PRINT MCHAR$
8240 IF CK = 0 THEN CK = 1: PRINT D$;"CLOSE";PROG$ = "^" + MPROG$ + ".D
ATA": GOTO 8140
8250 PRINT NL%
8260 FOR II = 1 TO NL%
8270 PRINT LN$(II); PRINT LD$(II)
8280 PRINT NZ$(II); PRINT WZ$(II); PRINT SZ$(II): PRINT EZ$(II): PRINT UZ$(I
I); PRINT DZ$(II)
8290 NEXT II
8300 FOR II = 1 TO 10
8310 PRINT OBJ$(II): PRINT OBJ$(II)
8320 NEXT II
8330 PRINT D$;"CLOSE"
8340 GOTO 8770
8499 REM
2. DISK=1 (RECALL)
8500 PRINT "TO RECALL OLD ";MPROG$;" DATA:"
8510 PRINT : HTAB 6; PRINT "1. PLACE CORRECT DISK IN DRIVE #1"
8520 PRINT : HTAB 6; PRINT "2. PRESS <RETURN> TO RECALL"
8530 PRINT : HTAB 6; PRINT "3. ANY OTHER KEY TO RETURN: ";
8540 GET AN$
8550 IF AN$ = RTN$ THEN GOTO 8570
8560 POP : HOME : GOTO 120
8570 HOME
8580 VTAB 1; CALL - 868: PRINT HEAD$: PRINT L40$;
8590 PRINT PROG$;" FROM DISK."
8600 PRINT D$;"VERIFY";PROG$
8610 PRINT D$;"OPEN";PROG$
8620 PRINT D$;"READ";PROG$
8630 IF CK = 1 THEN GOTO 8680
8640 INPUT TITLE$
8650 INPUT AUTHER$
8660 INPUT MCHAR$
8670 IF CK = 0 THEN CK = 1: PRINT D$;"CLOSE";PROG$ = "^" + MPROG$ + ".D
ATA": GOTO 8570
8680 INPUT NL%
8690 FOR II = 1 TO NL%
8700 INPUT LN$(II); INPUT LD$(II)
8710 INPUT NZ$(II); INPUT WZ$(II); INPUT SZ$(II); INPUT EZ$(II): INPUT UZ$(I
I); INPUT DZ$(II)
8720 NEXT II
8730 FOR II = 1 TO 10
8740 INPUT OBJ$(II): INPUT OBJ$(II)
8750 NEXT II
8760 PRINT D$;"CLOSE"
8770 RETURN
8999 REM
GET ANSWERS ROUTINE
9000 A$ = ""
9010 LN$TH = HRIGHT - HH
```

```
9020 GET AN$
9030 IF CS = TRUE AND AN$ = CHR$ (19) THEN AN$ = CHR$ (13):TS = TRUE:
CK = 1:PROG$ = "^" + MPROG$ + ".DATA":SOSUB 8160
9040 IF AN$ = CHR$ (21) OR AN$ = CHR$ (34) OR AN$ = CHR$ (44) OR AN$
= CHR$ (58) THEN GOTO 9020
9050 PRINT AN$:
9060 IF AN$ = RTN$ AND A$ = "" THEN VTAB VV: HTAB HH: GOTO 9020
9070 IF AN$ = RTN$ THEN VTAB VV: HTAB HH: CALL - 868: PRINT A$: GOTO
9130
9080 A$ = A$ + AN$
9090 IF LEN (A$) > 2 AND AN$ = BS$ THEN A$ = LEFT$ (A$, LEN (A$) - 2)
: GOTO 9110
9100 IF AN$ = BS$ THEN A$ = "": VTAB VV: HTAB HH
9110 IF LEN (A$) > = LN$TH THEN A$ = LEFT$ (A$,LN$TH): VTAB VV: HTAB
HRIGHT: CALL - 868
9120 GOTO 9020
9130 RETURN
9999 REM
READ KEYBOARD
10000 KEY = PEEK (49152)
10010 IF KEY < 128 THEN GOTO 10000
10020 POKE 49168,0
10030 RETURN
10999 REM
CHECK # RANGE
11000 IF VAL (A$) > = MIN AND VAL (A$) < = MAX THEN GOTO 11070
11010 VTAB 20: HTAB 1: CALL - 958
11020 PRINT BELL$;"SORRY- THE VALUE MUST BE BETWEEN"
11030 PRINT SPC( 7);MIN;" AND ";MAX;"."
11040 RANGE = 1
11050 FOR TIME = 1 TO 1500: NEXT TIME
11060 VTAB 20: HTAB 1: CALL - 958
11070 RETURN
11999 REM
FORMAT EXIT #S
12000 IF VAL (A$) < > 0 THEN GOTO 12040
12010 VTAB VV: HTAB HH: CALL - 868
12020 PRINT 0
12030 A$ = STR$ (0)
12040 RETURN
12999 REM
EXITS=0 ERROR ROUTINE
13000 VTAB 20: HTAB 1: CALL - 958
13010 PRINT BELL$;"*** YOU HAVE ENTERED ALL ZEROS."; SPC( 13);"THEREFOR
E, NO EXITS ARE POSSIBLE."
13020 PRINT SPC( 4);"PLEASE TRY AGAIN, WITH AT LEAST"; SPC( 9);"ONE EX
IT."
13030 FOR TIME = 1 TO 2000: NEXT TIME
13040 VTAB 20: HTAB 1: CALL - 958
13050 ZERO = TRUE
13060 RETURN
13999 REM
ERROR ROUTINES
14000 ERR = PEEK (222)
14010 LINE = PEEK (218) + PEEK (219) * 256
14020 HOME : VTAB 6; PRINT BELL$;
14030 IF ERR = 4 THEN PRINT "YOUR DISK IS WRITE PROTECTED.": GOTO 1409
0
14040 IF ERR = 6 THEN PRINT "THAT PROGRAM IS NOT FOUND ON THIS P
ARTICULAR DISK.": GOTO 14090
14050 IF ERR = 8 THEN PRINT "THERE IS AN INPUT/OUTPUT ERROR. CHECK T
O BE SURE DISK IS IN DRIVE PROPERLY ANDDOOR IS CLOSED.": GOTO 14090
```

Listing continued.


```

14060 IF ERR = 9 THEN PRINT "THE DISK IS FULL. NO MORE INFO CAN BE A
DDED. PLEASE USE ANOTHER DISK.": GOTO 14090
14070 IF ERR = 10 THEN PRINT "THE FILE WAS LOCKED. IT HAS NOW BEEN
UNLOCKED.": PRINT D$: "UNLOCK": PROG$: GOTO 14090
14080 TEXT: HOME: PRINT "THERE IS AN ERROR #":ERR: " IN LINE ":LINE: "
": PRINT "THIS PROGRAM HAS ENDED.": POKE 216,0: POKE 776,0: END
14090 FOR TIME = 1 TO 2000: NEXT TIME
14100 POKE 216,0
14110 CALL 768
14120 ONERR GOTO 14000
14130 IF DISK = 1 THEN HOME: GOTO 120
14140 IF TS = TRUE AND NUJ = FALSE THEN TS = FALSE: GOTO 230
14150 GOTO 240
14999 REM

```

DATA

```

15000 DATA 104,168,104,166,223,154,72,152,72,96
15010 DATA COIN,FLOWER,NAIL,PAPER,PEN
15020 DATA RING,ROPE,STICK,STONE,WATER

```

Listing 3. Adventure subprogram.

```

0 REM
MAIN PROGRAM
100 TEXT: HOME
110 GOSUB 1000: REM INIT
120 DISK = 4: GOSUB 11000: REM LOAD TITLE DATA
130 GOSUB 2000: REM TITLE
140 DISK = 3: GOSUB 11000: REM LOAD ADVENTURE DATA
150 GOSUB 3000: REM INTRO
160 GOSUB 3500: REM INPUT
170 HOME
180 VTAB 6: PRINT "DO YOU WISH TO QUIT (Y/N)? ";
190 GET AN$
200 IF AN$ = "N" THEN GOSUB 8000: GOTO 160
210 IF AN$ < > "Y" THEN GOTO 190
220 VTAB 1: HTAB 1: CALL - 868
230 VTAB 22: CALL - 958
240 VTAB 6: HTAB 28: PRINT "YES"
250 VTAB 9: PRINT SPC( 2): "HIT <RETURN> TO RETURN TO MAIN MENU,"
260 PRINT SPC( 4): "ANY OTHER KEY TO END. ";
270 GET AN$
280 IF AN$ = RTN$ THEN POKE 778,255: PRINT D$: "RUN": MPROG$
290 TEXT: HOME
300 PRINT "END OF ADVENTURE PROGRAM FOR": PRINT MPROG$
310 VTAB 22
320 END
999 REM

```

INITIALIZATION

```

1000 DIM SC$(4),SC$(4)
1010 BELL$ = CHR$( 7)
1020 D$ = CHR$( 13) + CHR$( 4)
1030 DUN = 0
1040 MC = 0
1050 MOVE = 0
1060 MPROG$ = "CREATE-A-VENTURE"
1070 MSB$ = "YOU WIN (YAY!)"
1080 NOISE = 49200
1090 RTN$ = CHR$( 13)
1100 FOR I = 1 TO 10
1110 READ D1,D2$,D3$,D4$
1120 POKE I + 767,D1
1130 BLOCK$(I) = D2$
1140 RESULT$(I) = D3$
1150 UNBLOCK$(I) = D4$

```

```

1160 NEXT I
1170 FOR I = 0 TO 4
1180 READ D2$
1190 SC$(I) = 0
1200 SC$(I) = D2$
1210 NEXT I
1220 POKE 778,0: REM MENU TITLE PRINTS
1230 RETURN
1999 REM

```

TITLE

```

2000 HOME
2010 V = 5
2020 FOR I = 1 TO 40
2030 VTAB V - 2: HTAB I: PRINT "="
2040 VTAB V + 2: HTAB I: PRINT "="
2050 NEXT I
2060 CYCLE = 1
2070 A$ = TITLE$
2080 GOSUB 2500
2090 A$ = "BY: " + AUTHOR$
2100 GOSUB 2500
2110 CYCLE = 4
2120 VTAB 23
2130 FOR I = 1 TO V + 1
2140 PRINT
2150 GOSUB 9500
2160 NEXT I
2170 RETURN
2499 REM

```

MOVE TITLE/NAME

```

2500 AA$ = A$
2510 H = 21 - LEN (AA$) / 2
2520 FOR I = 1 TO 40
2530 A$ = " " + A$
2540 NEXT I
2550 VTAB V
2560 PRINT MID$ (A$,1,40)
2570 GOSUB 9500
2580 FOR TIME = 1 TO 10: NEXT TIME
2590 IF MID$ (A$,H, LEN (AA$)) = AA$ THEN FOR TIME = 1 TO 500: NEXT T
IME
2600 A$ = MID$ (A$,2) + LEFT$ (A$,1)
2610 IF MID$ (A$,41, LEN (AA$)) = AA$ THEN VTAB V: PRINT " ": GOTO 2630
2620 GOTO 2550
2630 FOR TIME = 1 TO 200: NEXT TIME
2640 RETURN
2999 REM

```

INTRODUCTION

```

3000 HOME
3010 FOR I = 1 TO 40
3020 VTAB 2: HTAB I: PRINT "-"
3030 VTAB 20: HTAB I: PRINT "-"
3040 NEXT I
3050 POKE 34,2: POKE 35,19
3060 VTAB 4
3070 READ IN$
3080 IF IN$ = "CHAR" THEN IN$ = MCHAR$
3090 IF IN$ = "TITLE" THEN IN$ = TITLE$
3100 IF IN$ = "?" THEN PRINT XS$:XS$ = "": PRINT: GOTO 3070
3110 IF IN$ = "%" THEN PRINT XS$:XS$ = "": GOTO 3240
3120 IN$ = XS$ + IN$
3130 BS = 0
3140 XS$ = LEFT$ (IN$,40 + BS)
3150 IF LEN (XS$) = LEN (IN$) THEN GOTO 3070
3160 IF RIGHTS (XS$,1) = " " THEN GOTO 3190
3170 BS = BS - 1
3180 GOTO 3140

```

Listing continued.

```

3190 PRINT LEFT$(XS$,39)
3200 XS = LEN(IN$) - LEN(XS$)
3210 IF XS = 0 THEN GOTO 3070
3220 IN$ = RIGHT$(IN$,XS)
3230 GOTO 3130
3240 IF DUN THEN GOTO 3340
3250 VTAB 22
3260 PRINT "PRESS <RETURN> TO START " ;
3270 GET AN$
3280 IF AN$ < > RTN$ THEN GOTO 3270
3290 VTAB 22: HTAB 1: CALL - 958
3300 HOME
3310 VTAB 1: HTAB 1: PRINT "LOCATION:" ;
3320 ROOM = 1
3330 GOSUB 8000
3340 RETURN
3499 REM

INPUT ROUTINE
3500 VTAB 22: HTAB 1: CALL - 958: INPUT "COMMAND: "; AN$
3510 IF AN$ = "" THEN GOSUB 8000: GOTO 3500
3520 II = 0
3530 FOR I = 1 TO LEN(AN$)
3540 SPACES = MID$(AN$,I,1)
3550 IF SPACES = " " THEN II = I: I = LEN(AN$)
3560 NEXT I
3570 IF II = 0 THEN II = I
3580 VERBS$ = MID$(AN$,I,II - I)
3590 IF II > LEN(AN$) THEN NOUN$ = "": GOTO 3620
3600 NOUN$ = MID$(AN$,II + 1)
3610 IF LEFT$(NOUN$,1) = " " THEN NOUN$ = MID$(NOUN$,2): GOTO 3610
3620 V$ = VERBS$
3630 IF V$ = "DROP" OR V$ = "LEAVE" THEN GOSUB 4000: GOTO 3500
3640 IF V$ = "FIND" THEN GOSUB 4500: GOTO 3500
3650 IF V$ = "GET" OR V$ = "TAKE" THEN GOSUB 5000: GOTO 3500
3660 IF V$ = "GIVE" THEN GOSUB 10000: GOTO 3500
3670 IF V$ = "GO" THEN GOSUB 6000: GOTO 3500
3680 IF V$ = "SAVE" THEN DISK = 1: GOSUB 11000: GOTO 3500
3690 IF V$ = "USE" THEN GOSUB 5500: GOTO 3500
3700 IF V$ = "D" OR V$ = "E" OR V$ = "N" OR V$ = "S" OR V$ = "U" OR V$ =
"U" THEN GOSUB 6000: GOTO 3500
3710 IF V$ = "HELP" THEN GOSUB 6500: GOTO 3500
3720 IF LEFT$(V$,3) = "INV" THEN GOSUB 7000: GOTO 3500
3730 IF V$ = "LOOK" THEN GOSUB 7500: GOTO 3500
3740 IF LEFT$(V$,1) = "Q" THEN GOTO 3800
3750 IF V$ = "RECALL" THEN DISK = 2: GOSUB 11000: GOTO 3500
3760 HOME
3770 GOSUB 8000
3780 PRINT BELL$; "YOU CAN'T "; LEFT$(V$,16); " SOMETHING."
3790 GOTO 3500
3800 RETURN
3999 REM

'DROP' ROUTINE
4000 CHECK = 0
4010 FOR J = 1 TO 10
4020 IF NOUN$ = OBJ$(J) AND OBJ$(J) = 0 THEN OBJ$(J) = ROOM: BLOCK$(J) =
1: OBJECT = OBJECT - 1: NUM = NUM - 1: GOTO 4050
4030 IF (LEFT$(NOUN$,3) = LEFT$(UNBLOCK$(J),3) OR RIGHT$(NOUN$,4)
= RIGHT$(UNBLOCK$(J),4)) AND UNBLOCK$(J) = 0 THEN UNBLOCK$(J) =
ROOM: OBJECT = OBJECT - 1: BLOCK$(J) = 1: GOTO 4050
4040 CHECK = CHECK + 1
4050 NEXT J
4060 GOSUB 8000
4070 IF CHECK = 10 THEN PRINT BELL$; "YOU DON'T HAVE THAT!"
4080 RETURN
4499 REM

'FIND' ROUTINE
4500 GOSUB 8000
4510 PRINT BELL$; "I'M AFRAID YOU'RE GOING TO HAVE TO FIND THAT FOR

```

YOURSELF."

```

4520 PRINT
4530 RETURN
4999 REM

'GET' ROUTINE
5000 CHECK = 0
5010 IF OBJECT = 6 THEN GOSUB 8000: PRINT BELL$; "YOU CAN'T CARRY ANY
THING ELSE.": GOTO 5140
5020 FOR J = 1 TO 10
5030 IF NOUN$ < > OBJ$(J) THEN GOTO 5070
5040 IF OBJ$(J) = ROOM AND UNBLOCK$(J) = 0 AND BLOCK$(J) = 0 THEN OBJ$(
J) = 0: GOSUB 8000: OBJECT = OBJECT + 1: NUM = NUM + 1: J = 10: NEXT J
: GOTO 5140
5050 IF OBJ$(J) = ROOM AND BLOCK$(J) > 0 THEN GOSUB 8000: PRINT BELL$;
BLOCK$(J): J = 10: NEXT J: GOTO 5140
5060 IF OBJ$(J) = 0 THEN GOTO 5100
5070 IF LEFT$(NOUN$,3) < > LEFT$(UNBLOCK$(J),3) AND RIGHT$(NOUN$
,4) < > RIGHT$(UNBLOCK$(J),4) THEN GOTO 5110
5080 IF UNBLOCK$(J) = ROOM THEN UNBLOCK$(J) = 0: GOSUB 8000: OBJECT = OB
JECT + 1: J = 10: NEXT J: GOTO 5140
5090 IF UNBLOCK$(J) < > 0 THEN GOTO 5110
5100 GOSUB 8000: PRINT BELL$; "YOU ALREADY HAVE THAT!"; J = 10: NEXT J:
GOTO 5140
5110 CHECK = CHECK + 1
5120 NEXT J
5130 IF CHECK = 10 THEN GOSUB 8000: PRINT BELL$; "I DON'T SEE THAT HE
RE."
5140 RETURN
5499 REM

'USE' ROUTINE
5500 CHECK = 0
5510 FOR J = 1 TO 10
5520 IF NOUN$ = OBJ$(J) THEN GOSUB 8000: PRINT BELL$; "YOU CAN'T USE
THAT!"; J = 10: NEXT J: GOTO 5590
5530 IF LEFT$(NOUN$,3) < > LEFT$(UNBLOCK$(J),3) AND RIGHT$(NOUN$
,4) < > RIGHT$(UNBLOCK$(J),4) THEN GOTO 5560
5540 IF UNBLOCK$(J) = 0 AND OBJ$(J) = ROOM THEN BLOCK$(J) = 0: GOSUB 80
00: PRINT "OKAY..."; PRINT RESULT$(J): J = 10: NEXT J: GOTO 5590
5550 IF UNBLOCK$(J) = 0 THEN GOSUB 8000: PRINT BELL$; "THERE IS NOTHING
HERE TO USE THAT ON.": J = 10: NEXT J: GOTO 5590
5560 CHECK = CHECK + 1
5570 NEXT J
5580 IF CHECK = 10 THEN GOSUB 8000: PRINT BELL$; "YOU DON'T HAVE THAT
!"
5590 RETURN
5999 REM

DIRECTION
6000 OLDR = ROOM
6010 IF ((NOUN$ = "" AND VERBS$ = "N") OR LEFT$(NOUN$,1) = "N") AND NZ
(ROOM) > 0 THEN ROOM = NZ(ROOM): GOTO 6100
6020 IF ((NOUN$ = "" AND VERBS$ = "W") OR LEFT$(NOUN$,1) = "W") AND WZ
(ROOM) > 0 THEN ROOM = WZ(ROOM): GOTO 6100
6030 IF ((NOUN$ = "" AND VERBS$ = "S") OR LEFT$(NOUN$,1) = "S") AND SZ
(ROOM) > 0 THEN ROOM = SZ(ROOM): GOTO 6100
6040 IF ((NOUN$ = "" AND VERBS$ = "E") OR LEFT$(NOUN$,1) = "E") AND EZ
(ROOM) > 0 THEN ROOM = EZ(ROOM): GOTO 6100
6050 IF ((NOUN$ = "" AND VERBS$ = "U") OR LEFT$(NOUN$,1) = "U") AND UZ
(ROOM) > 0 THEN ROOM = UZ(ROOM): GOTO 6100
6060 IF ((NOUN$ = "" AND VERBS$ = "D") OR LEFT$(NOUN$,1) = "D") AND DZ
(ROOM) > 0 THEN ROOM = DZ(ROOM): GOTO 6100
6070 HOME
6080 GOSUB 8000
6090 PRINT BELL$; "YOU CAN'T GO IN THAT DIRECTION.": GOTO 6110
6100 GOSUB 8000
6110 RETURN
6499 REM

'HELP' ROUTINE

```

'HELP' ROUTINE

Listing continued.

Listing continued.

```

6500 HOME
6510 VTAB 1: HTAB 1: CALL - 868: PRINT "LEGAL COMMANDS:"
6520 VTAB 3
6530 PRINT "VERBS"; SPC( 7); "NOUNS:"
6540 POKE 33,38: POKE 32,2
6550 PRINT "DROP"; SPC( 9); "OBJECT NAME"
6560 PRINT "GET"; SPC( 10); "OBJECT NAME"
6570 PRINT "GIVE"; SPC( 9); "... (TO WIN GAME)"
6580 PRINT "HELP"; SPC( 9); "... (LIST OF COMMANDS)"
6590 INVERSE: PRINT "INV"; NORMAL: PRINT "VENTORY"; SPC( 3); "... (IT
ENS IN POSSESSION)"
6600 PRINT "LEAVE"; SPC( 8); "<SAME AS DROP>"
6610 PRINT "LOOK"; SPC( 9); "OBJECT NAME"
6620 INVERSE: PRINT "O"; NORMAL: PRINT "UIT"; SPC( 9); "... (ENDS ADV
ENTURE)"
6630 PRINT "RECALL"; SPC( 7); "... (LOADS SAVED GAME)"
6640 PRINT "SAVE"; SPC( 9); "... (SAVE GAME)"
6650 PRINT "TAKE"; SPC( 9); "<SAME AS GET>"
6660 PRINT "USE"; SPC( 10); "OBJECT NAME"
6670 POKE 33,40: POKE 32,0
6680 VTAB 22: HTAB 1: CALL - 958
6690 PRINT "PRESS <RETURN> TO CONTINUE ";
6700 GET AN$
6710 IF AN$ < > RTN$ THEN GOTO 6700
6720 HOME
6730 VTAB 5
6740 PRINT "TO MOVE IN A DIRECTION, THE COMMAND MAY BE 'GO' WITH AN APP
ROPRIATE DIRECTION"
6750 PRINT "(IE; N,W,S,E,U OR D), OR ... YOU MAY USEJUST THE DIRECTION
ITSELF."
6760 PRINT: PRINT "FOR EXAMPLE:"
6770 PRINT: PRINT SPC( 3); "1) COMMAND: GO NORTH"
6780 PRINT SPC( 3); "2) COMMAND: GO N"
6790 PRINT SPC( 3); "3) COMMAND: N"
6800 PRINT: PRINT "ANY ONE OF THOSE WILL ALLOW YOU TO GO INTHE NORTH D
IRECTION."
6810 VTAB 22: HTAB 1: CALL - 958
6820 PRINT "PRESS <RETURN> TO CONTINUE GAME ";
6830 GET AN$
6840 IF AN$ < > RTN$ THEN GOTO 6830
6850 HOME
6860 VTAB 1: HTAB 1: CALL - 868
6870 PRINT "LOCATION:"
6880 GOSUB 8000
6890 RETURN
6999 REM
' INVENTORY' ROUTINE
7000 HOME
7010 VTAB 1: HTAB 1: CALL - 868
7020 PRINT "INVENTORY;"
7030 VTAB 4
7040 PRINT "YOU NOW HAVE IN YOUR POSSESSION:"
7050 PRINT
7060 XX = 0
7070 FOR I = 1 TO 10
7080 IF OBJZ(I) = 0 THEN XX = XX + 1: PRINT " "; XX; ". "; OBJ$(I)
7090 IF UNBLOCK(I) = 0 THEN XX = XX + 1: PRINT SPC( 2); XX; ". "; UNBLOC
K$(I)
7100 NEXT I
7110 VTAB 17: PRINT "(#) OBJECT NEEDED TO APPEAR"; PRINT SPC( 4); MCHA
R$(I); ". "
7120 VTAB 22: HTAB 1: CALL - 958
7130 PRINT "PRESS <RETURN> TO RETURN TO GAME ";
7140 GET AN$
7150 IF AN$ < > RTN$ THEN GOTO 7140
7160 HOME
7170 VTAB 1: HTAB 1: CALL - 868
7180 PRINT "LOCATION:"
7190 GOSUB 8000
7200 RETURN
7499 REM

```

Listing continued.

Circle 76 on Reader Service card.

NEW FOR '83

CRACKING TECHNIQUES

Share the secrets of the world's greatest crackers...

Axe Man, Bozo NYC, Candy Man, Cloneman, Disk Zapper, Lock Buster, Long John Silver, Jim Phelps, Mr. Krac-Man, Red Rebel, Trystan II, Reset Vector, The Woodpecker, Mr. Xerox... and many more!

Study complete tutorials on Boot Tracing, Software Tricks, Non-Maskable Interrupt, Ram

Card Modifications, Hardware Tricks and other tried and true techniques. Discover indispensable tips on over 40 specific programs for Apple users.

Customize your software to suit your own needs! Order your copy of **CRACKING TECHNIQUES '83** today. Supplied on disk for Apple Computers.

For faster service, charge your order to **MasterCard or VISA.**

\$39.95

Call our toll free number and ask for **Operator 68**

1-800-824-7888

In California, call 1-800-852-7777



PIRATES HARBOR

PIRATES HARBOR, INC.
P.O. Box 8928, Boston, MA 02114

VOICE: (617) 227-7760 MODEM: (617) 720-3600

Apple is a registered trademark of Apple Computer, Inc.

YES, I want to learn the secrets of *Cracking Techniques '83*.

Enclosed is my check/money order for **\$39.95** (Massachusetts residents add 5% sales tax).

NAME: _____

ADDRESS: _____

CITY: _____ STATE: _____ ZIP: _____

PHONE: (____) _____



PIRATES HARBOR

PIRATES HARBOR, INC., P.O. Box 8928, Boston, MA 02114

IC-3


```

LOOK ROUTINE
7500 GOSUB 8000
7510 IF NOUN$ = "" THEN PRINT "LOOK AT WHAT?": GOTO 7560
7520 FOR I = 1 TO 10
7530 IF NOUN$ = OBJ$(I) AND OBJ$(I) = ROOM AND BLOCK$(I) = 1 THEN PRINT
      BLOCK$(I): I = 10: NEXT I: GOTO 7560
7540 NEXT I
7550 PRINT "THERE ISN'T ANYTHING SPECIAL TO SEE."
7560 RETURN
7999 REM

PRINT ROUTINE
8000 HOME
8010 GOSUB 8500
8020 VTAB 1: HTAB 11: CALL - 868
8030 INVERSE : PRINT " ;LN$(ROOM): " : NORMAL
8040 VTAB 18: PRINT LD$(ROOM): PRINT
8050 FOR II = 1 TO 10.
8060 IF II = 10 AND OBJ$(II) = ROOM THEN PRINT "THERE IS SOME ";OBJ$(I
      I): " HERE.": GOTO 8080
8070 IF OBJ$(II) = ROOM THEN PRINT "THERE IS A ";OBJ$(II): " HERE."
8080 IF UNBLOCK$(II) = ROOM THEN PRINT "THERE IS A ";UNBLOCK$(II): " HE
      RE."
8090 NEXT II
8100 IF OBJ$(O) = ROOM THEN PRINT MCHAR$: " IS LURKING HERE."
8110 FOR II = 0 TO 4
8120 IF SC$(II) = 1 THEN SC$(II) = 0: PRINT BELL$: SC$(II)
8130 NEXT II
8140 IF MOVE = 1 THEN MOVE = 0: GOSUB 9000
8150 RETURN
8499 REM

```

SPECIAL CONDITIONS

```

8500 IF OBJ$(O) < > ROOM THEN GOTO 8550
8510 IF NUM < 3 THEN SC$(O) = 1: MOVE = 1: MC = 0: GOTO 8550
8520 IF NUM = 4 THEN ROOM = OLD: SC$(1) = 1: GOTO 8540
8530 IF NUM = 5 THEN DUN = 1
8540 MC = MC + 1: IF MC = 4 THEN MC = 0: OBJ$(O) = FN RR(O)
8550 IF UNBLOCK$(2) = 0 AND UNBLOCK$(3) = 0 THEN SC$(2) = 1: UNBLOCK$(2)
      = FN RR(O): UNBLOCK$(3) = FN RR(O): OBJECT = OBJECT - 2
8560 IF UNBLOCK$(7) = 0 AND UNBLOCK$(9) = 0 THEN SC$(3) = 1: UNBLOCK$(7)
      = FN RR(O): UNBLOCK$(9) = FN RR(O): OBJECT = OBJECT - 2
8570 IF NUM = 3 AND ROOM = FN RR(O) THEN ROOM = FN RR(O): SC$(4) = 1: GOSUB
      9000
8580 RETURN
8999 REM

```

OBJECTS IN AND LOCS

```

9000 DUN = 0
9010 NUM = 0
9020 OBJECT = 0
9030 SAME = 0
9040 FOR I = 1 TO 10
9050 BLOCK$(I) = 1
9060 IF OBJ$(I) < > 0 THEN GOTO 9130
9070 OBJ$(I) = FN RR(O)
9080 IF I = 1 THEN GOTO 9130
9090 FOR II = 1 TO I - 1
9100 IF OBJ$(I) = OBJ$(II) THEN II = I - 1: SAME = 1
9110 NEXT II
9120 IF SAME = 1 THEN SAME = 0: GOTO 9070
9130 NEXT I
9140 FOR I = 1 TO 10
9150 UNBLOCK$(I) = FN RR(O)
9160 IF I = 1 THEN GOTO 9210
9170 FOR II = 1 TO I - 1
9180 IF UNBLOCK$(I) = UNBLOCK$(II) THEN II = I - 1: SAME = 1
9190 NEXT II
9200 IF SAME = 1 THEN SAME = 0: GOTO 9150
9210 FOR II = 1 TO 10

```

9220 IF UNBLOCK\$(I) = OBJ\$(II) THEN II = 10: SAME = 1

```

9230 NEXT II
9240 IF SAME = 1 THEN SAME = 0: GOTO 9150
9250 NEXT I
9260 OBJ$(O) = FN RR(O)
9270 RETURN
9499 REM

SOUND ROUTINE
9500 FOR II = 1 TO CYCLE
9510 SOUND = PEEK (NOISE) - PEEK (NOISE) + PEEK (NOISE)
9520 NEXT II
9530 RETURN
9999 REM

```

WIN ROUTINE

```

10000 IF DUN < > 1 OR OBJ$(O) < > ROOM THEN GOSUB 8000: PRINT "NOTHI
      NG HAPPENS!": RETURN
10010 TEXT : HOME
10020 CHECK = 0
10030 SPEED = 0
10040 VTAB 4
10050 GOSUB 3070
10060 FOR TIME = 1 TO 500: NEXT TIME
10070 SPEED = 255
10080 HOME
10090 INVERSE
10100 X = 40: Y = 22
10110 FOR I = 0 TO 8
10120 FOR H = I + 1 TO X
10130 VTAB 24 - Y: HTAB H: PRINT " "
10140 NEXT H
10150 X = X - 1
10160 FOR V = 25 - Y TO Y
10170 VTAB V: HTAB H - 1: PRINT " "
10180 NEXT V
10190 Y = Y - 1
10200 FOR H = X TO I + 1 STEP - 1
10210 VTAB V - 1: HTAB H: PRINT " "
10220 NEXT H
10230 FOR V = Y TO 24 - Y STEP - 1
10240 VTAB V: HTAB H + 1: PRINT " "
10250 NEXT V
10260 NEXT I
10270 NORMAL
10280 VTAB 12: HTAB 14: PRINT MSG$
10290 CYCLE = 15
10300 IF CHECK = 0 THEN CHECK = 1: GOSUB 9500: GOTO 10100
10310 VTAB 23
10320 CYCLE = 1
10330 FOR I = 1 TO 12
10340 PRINT
10350 GOSUB 9500
10360 NEXT I
10370 PRINT "THE END"
10380 END
10999 REM

```

DISK ROUTINES

```

11000 HOME
11010 ONERR GOTO 12000
11020 V = 10
11030 ON DISK GOTO 11040,11270,11270,11270,11270
11040 PROG$ = "^" + MPROG$ + ".GAME"
11050 PRINT : PRINT "SAVE GAME TO DISK:"
11060 PRINT : HTAB 5: PRINT "1. PLACE DISK IN DRIVE #1."
11070 PRINT : HTAB 5: PRINT "2. PRESS <RETURN> TO SAVE GAME. ";
11080 GET AN$
11090 IF AN$ < > RTN$ THEN GOTO 11080
11100 HOME
11110 VTAB V: HTAB 1: PRINT "NOW "; FLASH : PRINT " SAVING "; NORMAL

```

Listing continued.

```

11120 PRINT " ";PROG$
11130 PRINT D$;"OPEN";PROG$
11140 PRINT D$;"DELETE";PROG$
11150 PRINT D$;"OPEN";PROG$
11160 PRINT D$;"WRITE";PROG$
11170 PRINT ROOM
11180 PRINT NUM
11190 PRINT OBJ$(0)
11200 PRINT OBJECT
11210 FOR I = 1 TO 10
11220 PRINT BLOCK$(I)
11230 PRINT OBJ$(I)
11240 PRINT UNBLOCK$(I)
11250 NEXT I
11260 GOTO 11660
11270 IF DISK = 2 THEN PROG$ = "A" + MPROG$ + ".GAME": GOTO 11300
11280 IF DISK = 3 THEN PROG$ = "A" + MPROG$ + ".DATA": GOTO 11360
11290 PROG$ = "A" + MPROG$ + ".TITLE": GOTO 11380
11300 PRINT : PRINT "RECALL GAME FROM DISK:"
11310 PRINT : HTAB 5: PRINT "1. PLACE DISK IN DRIVE #1."
11320 PRINT : HTAB 5: PRINT "2. PRESS <RETURN> TO RECALL GAME. ";
11330 GET AN$
11340 IF AN$ < > RTN$ THEN GOTO 11330
11350 HOME
11360 VTAB V: HTAB 1: PRINT "NOW "; FLASH : PRINT " LOADING ": NORMAL
11370 PRINT " ";PROG$
11380 PRINT D$;"VERIFY";PROG$
11390 PRINT D$;"OPEN";PROG$
11400 PRINT D$;"READ";PROG$
11410 IF DISK = 3 THEN GOTO 11530
11420 IF DISK = 4 THEN GOTO 11630
11430 INPUT ROOM
11440 INPUT NUM
11450 INPUT OBJ$(0)
11460 INPUT OBJECT
11470 FOR I = 1 TO 10
11480 INPUT BLOCK$(I)
11490 INPUT OBJ$(I)
11500 INPUT UNBLOCK$(I)
11510 NEXT I
11520 GOTO 11660
11530 INPUT NLZ
11540 DIM D$(NLZ),E$(NLZ),L$(NLZ),M$(NLZ),N$(NLZ),S$(NLZ),U$(NLZ),W$(NLZ)
11550 FOR I = 1 TO NLZ
11560 INPUT L$(I): INPUT M$(I)
11570 INPUT N$(I): INPUT S$(I): INPUT U$(I): INPUT W$(I): INPUT D$(I)
11580 NEXT I
11590 FOR I = 1 TO 10
11600 INPUT OBJ$(I): INPUT OBJ$(I)
11610 NEXT I
11620 GOTO 11660
11630 INPUT TITLE$
11640 INPUT AUTHOR$
11650 INPUT MCHAR$
11660 PRINT D$;"CLOSE"
11670 IF DISK < 3 THEN GOSUB 8000
11680 IF DISK = 3 THEN DEF FN RR(Z) = INT (NLZ * RND (1)) + 1: GOSUB 9000
11690 RETURN
11999 REM
ERROR ROUTINE
12000 ERR = PEEK (222)
12010 LINE = PEEK (218) + PEEK (219) * 256
12020 HOME : VTAB 6: PRINT BELL$;
12030 IF ERR = 4 THEN PRINT "YOUR DISK IS WRITE PROTECTED.": GOTO 12090
12040 IF ERR = 6 THEN PRINT PROG$: PRINT "IS NOT FOUND ON THIS PARTICU
LAR DISK.": GOTO 12090

```

```

12050 IF ERR = 8 THEN PRINT "THERE IS AN INPUT/OUTPUT ERROR. CHECK I
O BE SURE DISK IS IN DRIVE PROPERLY AND DOOR IS CLOSED.": GOTO 12090
12060 IF ERR = 9 THEN PRINT "THE DISK IS FULL. NO MORE INFO CAN BE A
DDED. PLEASE USE ANOTHER DISK.": GOTO 12090
12070 IF ERR = 10 THEN PRINT D$;"UNLOCK";PROG$: GOTO 12120
12080 TEXT : HOME : PRINT "THERE IS AN ERROR #";ERR;" IN LINE ";LINE;"
": PRINT "THIS PROGRAM HAS ENDED.": POKE 216,0: END
12090 PRINT : PRINT "PRESS <RETURN> TO CONTINUE. ";
12100 GET AN$
12110 IF AN$ < > RTN$ THEN GOTO 12100
12120 POKE 216,0
12130 CALL 768
12140 IF DISK < 3 THEN GOTO 8000
12150 IF DISK = 4 THEN POKE 778,255: PRINT D$;"RUN";MPROG$
12160 GOTO 11000
12999 REM
DATA
13000 DATA 104,THE COIN IS LOCKED IN A SAFE.,THE SAFE IS UNLOCKED AND
OPENS EASILY.,SAFE COMBINATION.
13010 DATA 168,YOU NEED SOMETHING TO PUT IT IN.,THE FLOWERS LOOK GREAT
IN THE VASE.,VASE
13020 DATA 104,THE NAIL IS STUCK IN A PIECE OF WOOD.,THE HAMMER PULLS
OUT THE NAIL.,CLAW HAMMER
13030 DATA 166,YOU NEED SOMETHING TO PUT IT IN.,THE PAPER FITS IN THE
ENVELOPE.,MANILA ENVELOPE
13040 DATA 223,THIS PEN WON'T WRITE.,NOW THE PEN WORKS FINE.,INK REFIL
L
13050 DATA 154,THE RING IS LOCKED IN A JEWEL CASE.,THE JEWEL CASE IS N
OW OPEN.,KEY
13060 DATA 72,THE ROPE IS TIED TO A HEAVY WEIGHT.,THE ROPE IS EASILY C
UT.,SHARP KNIFE
13070 DATA 152,THE DOG (DOG?) WON'T LET YOU HAVE IT.,DOG DROPS THE STI
CK & GRABS THE STEAK.,RAW STEAK
13080 DATA 72,YOU NEED SOMETHING TO CARRY IT IN.,THE STONE FITS IN THE
SACK.,BURLAP SACK
13090 DATA 96,YOU NEED SOMETHING TO CARRY IT IN.,THE PAIL HOLDS THE WA
TER PERFECTLY.,RUSTY PAIL
13100 DATA ">>> YOU DON'T HAVE ENOUGH GIFTS, SO THEY ALL DISAPPEAR. "
"YOU CAN'T GO THERE RIGHT NOW."
13110 DATA "THE HAMMER BREAKS THE VASE, AND THEY BOTH DISAPPEAR.",
"THE KNIFE CUTS THE SACK AND YOU LOSE BOTH OF THEM."
13120 DATA "YOU LOSE EVERYTHING AND END UP HERE."
13130 DATA " WELCOME TO "
13140 DATA TITLE
13150 DATA "
13160 DATA " YOUR GOAL, SHOULD YOU DECIDE TO ACCEPT IT, IS TO ELIMINAT
E THE EVIL "
13170 DATA CHAR
13180 DATA "
13190 DATA " TO DO THIS, YOU MUST SEEK OUT AND OBTAIN 5 PARTICULAR OBJ
ECTS IN WHICH TO BUY "
13200 DATA CHAR
13210 DATA " OFF. "
13220 DATA " FAILING TO DO THIS MAY MAKE "
13230 DATA CHAR
13240 DATA " A TRIFLE ANGRY, AND IT IS YOU WHO MAY BE ELIMINATED. "
13250 DATA ?
13260 DATA " IF YOU'RE NOT SURE WHICH COMMANDS ARE VALID IN "
13270 DATA TITLE
13280 DATA " TYPE <HELP> AT ANY POINT IN THE GAME. "
13290 DATA CHAR
13300 DATA CHAR
13310 DATA " NOTICES THAT YOU HAVE ALL 5 GIFTS. "
13320 DATA CHAR
13330 DATA " IS REALLY, REALLY HAPPY! "
13340 DATA ?
13350 DATA CHAR
13360 DATA " ACCEPTS ALL OF THE GIFTS. "
13370 DATA ?
13380 DATA " THEREFORE .... "
13390 DATA ?

```

Listing continued.

Crypto

Learn to penetrate the secrets hidden within.
If coded messages challenge you,
you'll find Crypto invaluable.

by **Bob Marshall**

The use of coded messages has been going on for ages—Julius Caesar devised a coded alphabet that worked on letter substitution. Besides military encrypting, now thousands of newspapers generate the popular cryptograms (usually found on the comics page) for the enjoyment of everyone.

This program generates a Caesarean alphabet and a cryptogram for you to solve. The sentences used by the computer are input by the user (assuming two players) or obtained from a list of phrases stored in the program.

Program Description

- Lines 10–100 print information about the program and what it does while the computer generates the Caesarean alphabet for storage in the A\$ array.

- Lines 110–120 dimension the arrays—A\$ array is the Caesarean alphabet; J\$ holds the coded sentence; K\$ holds the decoded data until the answer is found; C\$ is the reference.

- Lines 125–150 load 0 into the A\$ array. This data determines if a letter has been assigned to that position yet.

- Lines 160–230 generate the Caesarean alphabet. Line 160 gets a random number from 1–26. The FOR-NEXT loop starting at line 170 first checks if a random letter has already been used. If it has, then it chooses another letter. If

not, line 190 checks for the EMPTY flag. If the position of the array already has a letter assigned to it, it increments X and checks the next position. Line 195 was added to the original program to prevent the replacement letter from being assigned to the same letter as the actual letter position in the alphabet. Assuming that the array position has been previously unassigned and is not the same as the real letter, line 200 stores a letter in the A\$ array. Line 210 counts the number of letters assigned and, when all letters have been placed ($N = 26$), jumps out of the loop.

- Line 260 insures that the FOR-NEXT loop is cleared before continuing. You can also see the coded alphabet by inserting a print command (P A\$;) before the NEXT command.

- Lines 260–295 select the method of input to be coded. If the computer generates a sentence, line 295 sends the program off to fetch a sentence (line 1000, returning at line 330).

- Lines 300–320 are used if you input a sentence from the keyboard. In either case the sentence is stored in D\$.

- Line 330 blanks out the coded sentence array (K\$).

- Lines 340–400 constitute a FOR-NEXT loop that reads the coded sentence, puts in blanks where they belong, then prints the coded sentence.

- Lines 500–535 print the coded sentence and accept a letter from the

keyboard.

- Lines 540–590 search the coded sentence for a matching letter and store the replacement letter in the answer array (K\$).

- Lines 600–680 print the coded sentence and the answer sentence on the screen. The Y variable makes sure that the first 39 letters of the sentence are printed on one line and then increments the line printed.

- Lines 690–692 read the answer and compare the decoded sentence with the answer. If a match occurs, the program jumps out and prints the correct sentence, telling the player that the answer was correct (line 2000).

- Lines 695–770 provide a menu that allows you to input another letter, start over, do another puzzle or quit.

- Lines 1000–1410 contain the various sentences stored for possible use in the puzzle. The random number routine controls selection.

- Lines 2000–2010 display the correct answer and winner message, then jump back to ask what to do next (quit or do it again).

This program was originally written for the TRS-80 by James P. Morgan (80 Microcomputing, August 1980) and adapted for the Apple computer by Bob Marshall.

Address correspondence to Bob Marshall, 419 San Francisco Ave., Brisbane, CA 94005.

```

10 TEXT : HOME : VTAB 6: HTAB 19
   : INVERSE : PRINT "CRYPTO": NORMAL
12 CLEAR
15 VTAB 8: PRINT " WRITTEN
   BY JAMES MORGAN FOR THE "
17 VTAB 10: PRINT " TRS-8
   O. ADAPTED FOR APPLE II "
18 VTAB 12: PRINT " BY B
   OB MARSHALL. 03-03-83 "
19 FOR Z = 1 TO 3000: NEXT
20 HOME : PRINT : PRINT " THIS
   PROGRAM WILL CREATE SECRET
   "
30 PRINT : PRINT "MESSAGES USING
   A DIFFERENT CODE EACH "
40 PRINT : PRINT "TIME. TWO PLAY
   ERS CAN PLAY WITH EACH"
45 PRINT : PRINT "OTHER OR ONE P
   LAYER CAN TEST HIS/HER "
47 PRINT : PRINT "CODE BREAKING
   ABILITY AGAINST THE COMP-"
50 PRINT : PRINT "UTER. THE GAME
   IS EXACTLY LIKE THOSE "
60 PRINT : PRINT "FOUND IN THE D
   AILY NEWSPAPERS AND"
70 PRINT : PRINT "MAGAZINES IN T
   HAT A CODED MESSAGE IS "
80 PRINT : PRINT "PRESENTED AND
   THEN BROKEN BY ANALYSIS "
90 PRINT : PRINT "OF STRUCTURE A
   ND LETTER SUBSTITUTION."
100 PRINT : PRINT " ONE MOMENT P
   LEASE!"
110 DIM A$(30),J$(150),K$(150):A
   $(30) = " "
115 REM A$ IS CODE, J$ HOLDS CO
   DED SENTENCE, K$ HOLDS CODE
   BREAKING
120 C$ = "ABCDEFGHIJKLMNPOQRSTUVWXYZ"
125 REM SET A$ TO ZERO
130 FOR X = 1 TO 26
140 A$(X) = "0"
150 NEXT
160 B = INT (26 * RND (1)) + 1:
   REM SELECT RANDOM ALPHABET
   VALUE
170 FOR X = 1 TO 26
180 IF A$(X) = MID$(C$,B,1) THEN
190 A$(X) < "0" THEN 230: REM
   IS THERE SPACE AVAILABLE?
195 IF B = X THEN 160: REM CHEC
   K FOR RANDOM LETTER = ACTUAL
   LETTER
200 A$(X) = MID$(C$,B,1): REM
   ASSIGN CODED LETTER TO A$
210 N = N + 1: IF N = 26 THEN 260
   : REM COUNTS LETTERS PLACED
   IN STRING
220 GOTO 160
230 NEXT X
240 FOR X = 1 TO 26: NEXT : REM
   ALL DONE
270 HOME : PRINT "OK, THE COMPUT
   ER IS SET."
275 PRINT : PRINT "TYPE 1 TO PLA
   Y AGAINST ME OR"
280 PRINT "TYPE 2 FOR TWO PLAYER
   S."
290 PRINT : PRINT "ENTER A 1 OR
   2, PLEASE!": GET Z$
295 IF Z$ = "1" THEN 1000
300 PRINT : PRINT : PRINT "ENTER
   SENTENCE TO BE CODED.": PRINT
   "DO NOT USE ANY PUNCTUATION.
   "
310 INVERSE : PRINT "(DO NOT SHO
   W TO THE OTHER PLAYER.): NORMAL
315 PRINT : PRINT "TYPE SENTENCE
   AND HIT 'RETURN' NOW!"
320 INPUT D$
330 HOME :M = LEN (D$): FOR Y =
   1 TO M:K$(Y) = " ": NEXT
335 REM THE ABOVE SETS THE CODE
   D SENTENCE ARRAY (K$) TO BLA
   NKS
340 FOR Y = 1 TO M
350 FOR X = 1 TO 26
355 REM IS THE LETTER OF THE D$
   SENTENCE A SPACE BETWEEN WD
   RDS?
360 IF MID$(D$,Y,1) = " " THEN
   PRINT " ": GOTO 395
365 REM MATCH VALUE OF LETTER I
   N SENTENCE WITH NORMAL ALPHA
   BET
370 IF MID$(C$,X,1) = MID$(D
   $,Y,1) THEN 390
380 NEXT X
390 PRINT A$(X):J$(Y) = A$(X): GOTO
   400: REM PRINT AND ASSIGN C
   ODES
395 J$(Y) = " ": REM ASSIGN BLAN
   K SPACE BETWEEN WORDS
400 NEXT Y: REM GO BACK FOR AND
   THER LETTER
500 PRINT : PRINT : PRINT "THE A
   BOVE SENTENCE CAN BE DECODED
   BY"
510 PRINT "DIRECT SUBSTITUTION."
512 PRINT "SELECT LETTER TO BE C
   HANGED..."
520 PRINT : INPUT "WHAT IS THE L
   ETTER YOU WANT TO CHANGE?":O
   $
530 PRINT : PRINT "CHANGE "":O$;
   "" TO WHAT LETTER?"
535 PRINT "(QUOTE-SPACE-QUOTE WI
   LL ENTER A BLANK)": INPUT N$
540 FOR Y = 1 TO M
550 IF J$(Y) = O$ THEN 580: REM
   CHECK J$ FOR SELECTED LETTE
   R
560 IF K$(Y) = " " THEN 590: REM
   CHECK FOR EMPTY SPACE
570 K$(Y) = K$(Y): GOTO 590: REM
   HOLD VALUE
580 K$(Y) = N$: REM ASSIGN NEW L
   ETTER TO CODED SENTENCE
590 NEXT Y
600 HOME : PRINT "HERE IS THE CO
   DED SENTENCE WITH YOUR": PRINT
   "SUBSTITUTIONS:"
610 PRINT :N = 1
620 FOR Y = N TO M: PRINT J$(Y);
   : REM PRINT CODED SENTENCE
630 IF Y = 40 THEN 650: REM SC
   REEN LIMIT
640 NEXT Y: PRINT
650 FOR Y = N TO M: PRINT K$(Y);
   : REM PRINTS CHANGES "
660 IF Y = 40 THEN 680
670 NEXT Y: PRINT : GOTO 690
680 PRINT :N = 41: GOTO 620: REM
   SETS UP FOR NEXT LINE OF
   CODE
690 FOR Q = 1 TO M:Q$ = Q$ + K$(
   Q): NEXT
691 Q$ = RIGHT$(Q$,M)
692 IF Q$ = D$ THEN 2000
695 PRINT : PRINT "TAP 'Y' FOR F
   URTHER CHANGES."
697 PRINT "TAP 'N'--START OVER,T
   HIS CRYPTO"
700 PRINT "TAP 'A'--ANOTHER GAME
   "
710 PRINT "TAP 'E'--END GAME"
720 GET M$: IF M$ = " " THEN 720
730 IF M$ = "Y" THEN 520
740 IF M$ = "A" THEN 10
750 IF M$ = "E" THEN 999
760 IF M$ = "N" THEN 330
770 PRINT "TAP Y,N,A,OR E ONLY!!
   "
": GOTO 720
999 HOME : PRINT "SO LONG FOR NO
   W!!! ": END
1000 L = INT ( RND (1) * 2 + .5)
   : REM SELECT RANDOM SENTEN
   CE FOR CODING
1010 ON L GOTO 1100,1300
1100 L = INT ( RND (1) * 10 + .5
   )
1110 ON L GOTO 1120,1130,1140,11
   50,1160,1170,1180,1190,1200,
   1210
1120 D$ = "THE LOVE OF JUSTICE IN
   MOST MEN IS SIMPLY THE FEAR
   OF SUFFERING INJUSTICE": GOTO
   330
1130 D$ = "SILENCE IS THE BEST TA
   CTIC FOR HIM WHO DISTRUSTS H
   IMSELF": GOTO 330
1140 D$ = "THINGS ARE ALWAYS AT T
   HEIR BEST IN THEIR BEGINNING
   ": GOTO 330
1150 D$ = "ALL MEN WOULD BE TYRAN
   TS IF THEY COULD": GOTO 330
1160 D$ = "ONCE A WOMAN HAS GIVEN
   YOU HER HEART YOU CAN NEVER
   GET RID OF HER": GOTO 330
1170 D$ = "HE WAS A BOLD MAN THAT
   FIRST ATE AN OYSTER": GOTO
   330
1180 D$ = "MAY YOU LIVE ALL THE D
   AYS OF YOUR LIFE": GOTO 330
1190 D$ = "A BIRD IN THE HAND IS
   WORTH TWO IN THE BUSH": GOTO
   330
1200 D$ = "ASK NOT WHAT YOUR COUN
   TRY CAN DO FOR YOU BUT WHAT
   YOU CAN DO FOR YOUR COUNTRY"
   : GOTO 330
1210 D$ = "EXPERIENCE IS THE NAME
   EVERYONE GIVES TO THEIR MIS
   TAKES": GOTO 330
1300 L = INT ( RND (1) * 10 + .5
   )
1310 ON L GOTO 1320,1330,1340,13
   50,1360,1370,1380,1390,1400,
   1410
1320 D$ = "IT IS BETTER TO REMAIN
   SILENT AND BE THOUGHT OF AS
   A FOOL THAN TO SPEAK AND RE
   MOVE ALL DOUBT": GOTO 330
1330 D$ = "THE APPLAUSE OF A SING
   LE HUMAN BEING IS OF GREAT C
   ONSEQUENCE": GOTO 330
1340 D$ = "IT IS BETTER TO LIVE R
   ICH THAN TO DIE RICH": GOTO
   330
1350 D$ = "A PRETTY FOOT IS A GIF
   T OF NATURE": GOTO 330
1360 D$ = "A MEAL WITHOUT WINE IS
   LIKE A DAY WITHOUT SUNSHINE
   ": GOTO 330
1370 D$ = "ASK YOURSELF IF YOU AR
   E HAPPY AND YOU WILL CEASE T
   O BE SO": GOTO 330
1380 D$ = "GOD MADE INTEGERS ALL
   ELSE IS THE WORK OF MAN": GOTO
   330
1390 D$ = "WAR IS MUCH TOO SERIOU
   S A MATTER TO BE ENTRUSTED T
   O THE MILITARY": GOTO 330
1400 D$ = "WHEN YOU ARE FLAT ON Y
   OUR BACK THERE IS NO PLACE T
   O LOOK BUT UP": GOTO 330
1410 D$ = "THE ONLY WAY TO GET RI
   D OF A TEMPTATION IS TO YIEL
   D TO IT": GOTO 330
2000 HOME : VTAB 5: FLASH : PRINT
   "CONGRATULATIONS": NORMAL : VTAB
   10: PRINT D$: VTAB 12: PRINT
   : PRINT "THAT'S THE SENTENCE
   !!!": PRINT
2010 PRINT "YOU HAVE SOLVED THE
   CRYPTO!!!": PRINT : PRINT : GOTO
   700

```

Program listing, Crypto.

Changes made to convert this program from TRS-80 Basic were very minor—mostly screen formatting. The only other type of change replaced the way random numbers within a range were generated. The RND(X) function in the TRS-80 returns a random number from 0 to X. To simulate this func-

tion in Applesoft II, the following statement is used:

$B = \text{INT}(\text{RND}(1) * X + 1)$

For generating a number from 1 to 26, X becomes 26. The +1 prevents generating 0. A 0 would cause an OUT-OF-RANGE error in the MID\$ statements.

This short program provides hours of entertainment for the avid cryptologist without a worry about the eraser tearing a hole in the newsprint before the answer is determined. Sentences stored in the program are easily replaced when they become too familiar to the player. ■

Don't Be A Video Idiot!

Doing word processing or hi-res graphics?
Choose your monitor carefully... high prices
don't always mean high performance.

by Timothy Daniel

What better way to spend a rainy Saturday morning than helping a buddy install newly purchased 80-column and Z-80 boards in his Apple? These hardware additions would allow him to use WordStar, a sophisticated text editor that displays 80 characters on a line. With some encouragement my friend, who is ill-at-ease with anything more complicated than a toaster, managed to get both boards in and the CP/M operating system loaded. So far, so good.

WordStar was a different story. A problem, a very big problem, became obvious. The screen was one blurry, smeared mess. You could tell that there were 80 characters on a line but that was about all. After fiddling with keys and controls for awhile we gave up and the no-longer-proud Apple owner found solace in his favorite alien zapping game.

During the drive home I remembered a conversation I had overheard a few weeks earlier at the local computer store. A customer was buying a Z-80 board, 80-column display unit and a fancy word processing program. But, unlike my friend, this fellow was taking home a green-screen monitor too. The clerk had suggested the monitor, insisting that the customer's RF modulator/TV display wouldn't be suitable for high-resolution 80-column video.

When it comes to salesmen I am usu-

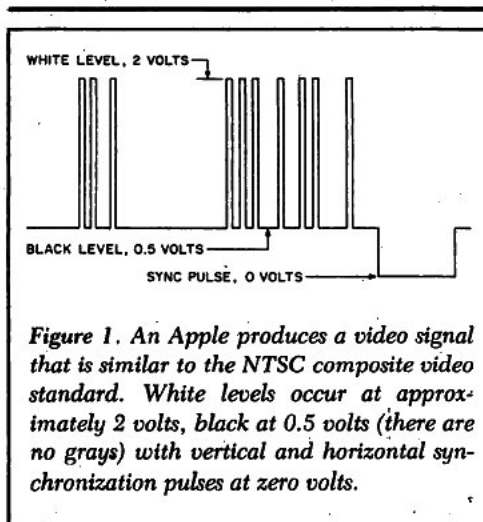


Figure 1. An Apple produces a video signal that is similar to the NTSC composite video standard. White levels occur at approximately 2 volts, black at 0.5 volts (there are no grays) with vertical and horizontal synchronization pulses at zero volts.

ally a "doubting Thomas," but this particular pitch made sense, so I grabbed my trusty monitor and headed back into the rain. By this time my friend was past "superwarp" and thoroughly convinced that the problem must be in the software or new hardware. With more than a little reluctance he helped me disconnect his display, an ancient color TV driven by a modulator, and hook up my monochrome monitor.

Before long WordStar was running again, and this time there were 80 crisp, easy-to-read characters on each line. The smeared, blurry video was gone. Like any true friend would have

done, I loaned my monitor to the now-pleased WordStar owner with the understanding that it would be returned Monday morning, just after the computer store opened and he could get one of his own.

With the rain still coming down and no way to use my computer I decided to spend a few hours learning more about video monitors. I knew that the TV/modulator combination was fine for playing the latest full-color death and destruction games, but for high-resolution functions like word processing a monochrome monitor seemed better. Two questions needed answering: why the difference in performance and how could a computerist make the most of the situation?

My search for answers started with Apple's *Reference Manual* where it became obvious that the way an Apple generates video isn't important. In fact you can consider the Apple to be a "black box." And according to the *Reference Manual*, this box has a video output "similar to an Electronics Industries Association (EIA) standard, National Television Standards Committee (NTSC) compatible, positive composite color video signal." What a mouthful! Perhaps it is better expressed graphically, as shown in Figure 1.

Figure 1 shows a monochrome (black and white) composite video signal. The term composite results

Address correspondence to Timothy Daniel, 7 Peabody Drive, Oxford OH 45056.

Apple® à la Modem



\$159.95
a slice

Here's a tasty addition to sweeten your Apple® and put you in touch with the world.

It's an amazing modem called **THE OPERATOR™**.

All of its sophisticated ingredients are tastefully tucked into one single circuit board to offer you the ultimate in simplicity as well as efficiency.

No costly add-ons or external boxes to complicate our easy recipe for instant telecommunications.

Just plug it directly into the slot of your Apple II, II+, IIe, the Franklin Ace® 100 or 1000, or the Basis 108, and you're ready to communicate.

THE OPERATOR comes to you with complete and easy documentation plus start-up software programs on disks.

This system is compatible with: ASCII Express Pro, Data Capture, Modem Magic II, TermExec, Transcend I, II, and III, VisiTerm, Z-Term, and many more.

So top off your Apple with this tempting delight at the very easy to swallow price of \$159.95 for a simple touch of perfection.

THE OPERATOR has these added features:

- 110/300 baud • full & half duplex • auto answer with disconnect • rotary, touch-tone™, key set compatible • totally self-contained (no RS-232 required) • single modem chip reliability • interfaces with most communications packages.

YES, I want to spice up my Apple®
Send Me **THE OPERATOR**.

Name _____

Company _____

Address _____

City _____ State _____ Zip _____

Phone _____

Check enclosed (\$159.95* each)

For MasterCard and Visa orders only! Call now!
Toll free 1-800-824-7888, ask for Operator 52!

*Mass. residents add 5% sales tax

Shipping and handling included for continental U.S.

The Operator is a trademark of T·I·M·E·C·O·R

Apple is a registered trademark of Apple Computer, Inc.

Franklin Ace is a trademark of the Franklin Computer Corp.

Touch-Tone is a trademark of American Telephone & Telegraph.

T·I·M·E·C·O·R

REACHING PEOPLE THROUGH TECHNOLOGY

The International Modem Exchange Corporation
P.O. Box 8928, Boston, MA 02114

IC-3

Circle 76 on Reader Service card.

T·I·M·E·C·O·R

REACHING PEOPLE THROUGH TECHNOLOGY

The International Modem Exchange Corporation

Four Longfellow Place, P.O. Box 8928, Boston, MA 02114 Voice: (617) 720-4090 MODEM: (617) 720-3600

For MasterCard & Visa orders only! Call now! Toll free 1-800-824-7888, ask for Operator 52!

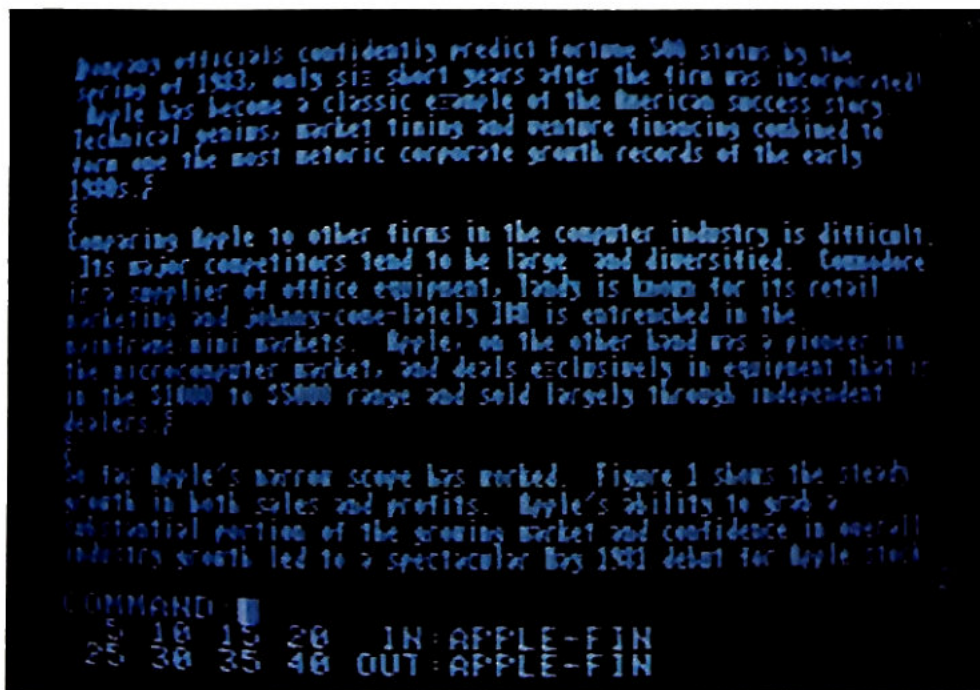


Photo 1. The ScreenWriter II word processing program uses the Apple high-resolution graphics to display text. The typical TV set displays an image that is smeared and blurred as shown here.

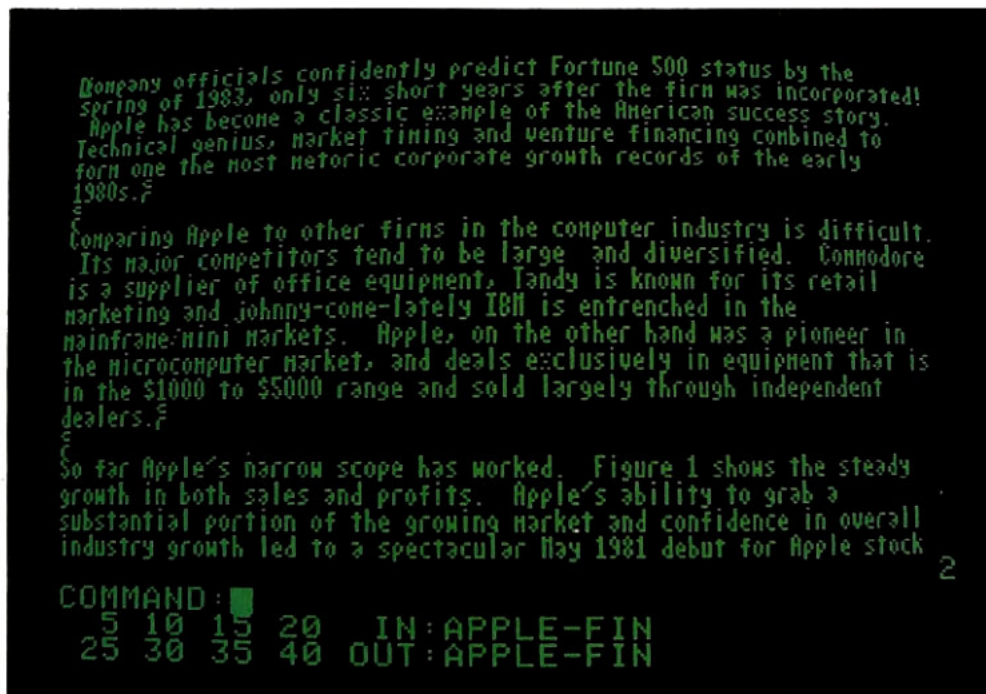


Photo 2. Here is the ScreenWriter image displayed on a monochrome monitor. The result is much easier to read.

from the combined presence of brightness and synchronization information. The high or 2-volt level corresponds to white. Black is represented by a 0.5-volt signal. In conventional television broadcasting a black and white signal will vary between these two levels, giving various shades of gray. Apple video, however, is limited to the two extreme levels of brightness, black and white.

The excursions below 0.5 volts are sync pulses. They indicate when the end of a horizontal line is reached and a frame is completed. The timing of the

sync pulses is based on the standards set for NTSC video where each frame is made up of 262 horizontal lines with 60 frames displayed each second, as shown in Figure 2. An Apple computer adheres to the 60-frames-per-second standard but only displays 192 lines per frame. Both result in a sweeping action where the picture is constantly refreshed or replaced.

Just as you would use a carriage return at the end of a typed line, the Apple sends a horizontal sync pulse to signal the end of a line and give the

display unit time to return to the beginning of the next line. This delay is known as a blanking interval since nothing is being added to the screen for its duration. After 192 lines are displayed a vertical sync pulse occurs, then the trace returns to the top of the screen and starts a new frame, very much like completing one page and inserting a new one into your typewriter.

The sync signals are invisible to the user, but they do have an indirect effect on the quality of your video since they provide a fixed amount of time when the Apple's video circuitry can communicate brightness information to the screen. In theory, a computer could make the most of each display line and provide thousands of discrete changes in brightness to get the best possible resolution. But in practice your video display may not be able to keep up with rapid changes in brightness. The result is a picture with poor resolution. As my friend who tried to display 80 characters per line on his television set found out, all monitors are not created equal; some are able to keep up with high resolution video, others are not.

Just how fast do these changes in brightness take place? A handful of calculations will show that, out of every frame of video (which lasts 1/60 of a second), 16 percent of the time is spent on blanking intervals. Blank space at the top, bottom and sides of the screen eats up another 40 percent, leaving about .0075 second to display the information in one frame of video. If you're using high-resolution graphics where there are 53760 dots in a 280-by-192 array, it works out to seven million dots per second. The same calculation, when worked for an 80-column display, yields a dots-per-second value close to 14 million.

With those kernels of knowledge stored away I shifted my attention to the culprit. The computer and software aren't guilty; all they do is generate video. It is the user's responsibility to view it on a suitable monitor. But don't ask for a seven-million-dot-per-second model. Instead, specify bandwidth, another way of indicating the rate of change.

Bandwidth is measured in Hertz (cycles per second). Now I needed to

It doesn't take much guess work to figure out the microcomputer dealer who's the happiest.

The one who's sold lots of Microbuffer™ printer buffers by Practical Peripherals.

And what's also nice is that it's much more likely he'll see those same people as return customers, rather than customers returning their buffer. That's because each Microbuffer is built to last and work exactly like it's supposed to.

Besides being a quality product — each print buffer comes with a two year warranty — Microbuffer is really a useful addition to most any printer and microcomputer combination. There's a version of Microbuffer right for almost every customer. And once they learn the benefits of adding one, expect many customers to become buyers.

So instead of second guessing yourself, choose the printer buffer your customers will be asking for. Call Practical Peripherals for the name of your nearest distributor and promotional materials to make selling them even easier.

Ask about our special promotion. Free ARTSCI software with every Microbuffer II™ sold.

**PRACTICAL
PERIPHERALS**

Practical Peripherals, Inc.
31245 La Baya Drive
Westlake Village, California 91362
(213) 991-8200, TWX 910-336-5431

GUESS WHO HAS MICROBUFFER.™



find a way of converting my dots-per-second figures into bandwidth. At first glance the bandwidth of a video signal appears to equal the dots-per-second rate. After all, Apple recommends that monitors used with its Apple IIe 80-column option have at least 14 MHz of bandwidth. But after digging through some musty textbooks I discovered another rule of thumb: the bandwidth of a baseband video signal is one half the dots-per-second rate. Or put another way, 40-column video has a bandwidth of about 3.5 MHz and it's 80-column counterpart requires twice as much, or 7 MHz of bandwidth. Why does Apple recommend a 14 MHz monitor? Perhaps because it insures a healthy margin of safety.

Getting back to the original problem, that color television set which costs upwards of \$500 doesn't have as much bandwidth as a \$200 monitor. Both the television and the monitor




Figure 2. A video image is displayed by left-to-right scanning (relative to the viewer), with 192 lines-per-frame for Apple video and 60 frames-per-second. Part b shows a close-up of the scanning action; when the line is completed the dots will spell TIE.

accomplish the same task but in very different ways. When you go the television route the computer's video output must be converted to radio frequency energy by a modulator. Then the television set converts the signal back to baseband video. The monitor deals directly, avoiding the need for a modulator, tuner and intermediate frequency circuitry.

A television's front-end circuits are designed to have a limited bandwidth.

This prevents the problem of receiving signals from two adjacent channels. Designers aren't concerned about getting more than three or perhaps four MHz of bandwidth. While the cheapest of television sets seem to have the lowest bandwidths there is no guarantee that paying a high price will give you a significantly better model for use with your computer. If you're buying a new set it might be a good idea to try it out with your computer first.

So what's a person to do? If your applications don't include a lot of word processing or adding an 80-column board, then a television set could be your best choice—especially if you have an extra color set around the house. You can assure yourself of the best possible results by using a good modulator that is properly installed.

In the early days of personal computing, monitors were a precious commodity and fetched big prices. Enterprising hobbyists, unhappy with the results from a television display, kluged their own monitors. By modifying a TV set for direct video entry they got the convenience and low cost of using a television along with the bandwidth advantage of a monitor. That way no modulator is needed and the television's tuner and intermediate frequency circuits are bypassed. But as enticing as chopping and channeling the family's television may sound, it should be done with caution. You might not gain a lot of bandwidth and it is easy to do damage to the set, yourself or heaven forbid, your Apple! If you decide to go this route I strongly recommend getting a thorough set of instructions. *The TV TypeWriter Cookbook* by Don Lancaster is a good starting point.

Using a television set, even one modified for direct entry, is not going to be satisfactory if you want quality 80-column video. But as my friend found out, choosing a monitor is not always easy. By Wednesday of the following week he still hadn't returned my green screen and I was starting to get impatient. When he suggested that we get together for lunch and that he'd buy, I knew that something must be wrong. Fearing for my monitor's well-being I quickly agreed.

It didn't take long for him to get to

For Those Who Seek.

Bible study aids from Bible Research

Systems include the complete KJV Bible text on disks. THE WORD processor can search the Scriptures for any word or phrase. Any portion of the Bible can be printed or displayed. Create your own library of research materials or use ours, called TOPICS.

TOPICS contains cross-reference indexes on over 200 of the primary subjects discussed in Scripture.

Bible Research Systems applies computer technology to personal study of the Scriptures.

TOPICS
\$49.95

Bible Research Systems
9415 Burnet, Suite 208
Austin, TX 78758
(512) 835-7981

THE WORD
processor
\$199.95
Plus \$3 postage/handling

Requires APPLE II+, IBM-PC, TRS80-III or CP/M 8+ (Trademarks of APPLE, IBM, Tandy, Digital Research Corporations)

the point. Just like he had promised, first thing Monday morning he went to the computer store and told the salesman that he wanted a monitor. And after looking at a couple of different models my friend did the logical thing, he chose the most expensive one. Shunning the monochrome models that cost about \$200, he went all out and bought a composite color job for about \$400. After all, if you pay twice as much you should get twice the monitor. Right?

While we waited for the main course to arrive he reached the heart of his tale. The \$400 monitor worked great for games, but when it came to WordStar it was only marginally better than the old television set. Of course, I would be getting my monitor back; he was going to that \$* & store this afternoon and demand a color monitor that worked better or else he wanted a plain old green-screen model and a refund for the difference!

Being an interested bystander, I offered to go along. As soon as we walked into the store the salesman who had sold my friend the monitor noticed the serious look in our eyes and without saying a word headed to the back room and emerged a few minutes later with a young kid whom he introduced as the store's technician.

After listening to an abbreviated version of my friend's diatribe the kid just laughed and then launched into a discourse about how a composite color monitor didn't have the same resolution as a monochrome monitor; something to do with the bandwidth limitations that result from a color system that combines luminance and chrominance signals with a phase reference carrier. My friend looked bewildered and I felt about two feet tall after listening to the kid's jargon. We decided to retreat, but only after we had exchanged the color monitor for a more modest green-screen and a credit slip for the difference in price.

I had my monitor back, my friend was happy using his new monitor for word processing, switching to the TV for game playing, and the kid must have been feeling quite smug. Still, I was curious about what the kid had said. So that night it was back to the books.

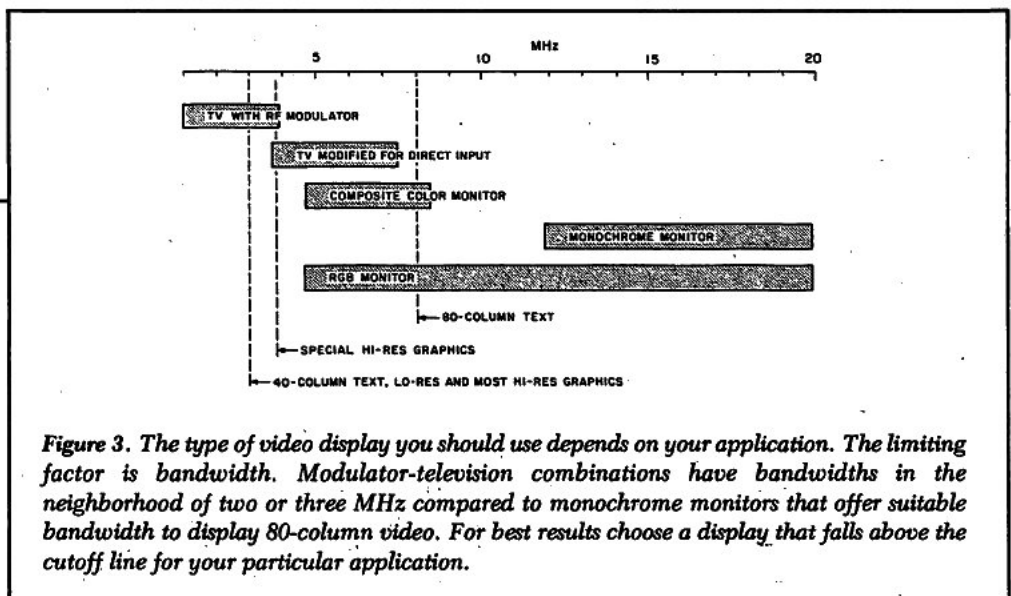


Figure 3. The type of video display you should use depends on your application. The limiting factor is bandwidth. Modulator-television combinations have bandwidths in the neighborhood of two or three MHz compared to monochrome monitors that offer suitable bandwidth to display 80-column video. For best results choose a display that falls above the cutoff line for your particular application.

I already knew that a television set had less bandwidth than a monitor. And now it seemed that I had to extend my theory to account for the difference in bandwidths between color and monochrome monitors. Finding out why meant a trip back to the early days of television. When color television came along in the 1950s broadcasters wanted a system that would be compatible with the existing black and white equipment, so engineers devised a way to tack on color information without harming the quality of a picture received on a black and white set.

While it met the commercial requirements of the day, it became apparent that adding color had an adverse effect on bandwidth and therefore the ultimate resolution that a video image could have. Color sets usually include a filter that actually limits the bandwidth to something less than 3.6 MHz! In theory a black and white set should outperform a color one. But in practice a discount priced black and white set is likely to have a mediocre bandwidth too. Moving from television sets to dedicated video monitors, I found that monochrome models (those with black and white or green screens) have wider bandwidths than the more expensive composite color counterparts. It is one time when the "give me the more expensive model" philosophy may fail you.

What both the salesman and the whiz kid technician failed to tell us was that you can have your cake and eat it too. By *not* using a composite video signal you'll get both color and high resolution. RGB monitors do just that. A special interface board installed in your Apple provides separate signals for Red (R), Green (G) and Blue (B) color components as well as synchroni-

zation information to a specially designed monitor. Stunning is probably the best way to describe a good RGB picture. There is no blurring and whites show up as true whites, not some off-shade. Of course there is one tradeoff—price. Prices for a medium bandwidth RGB monitor start at around \$350, with top-of-the-line models selling for over \$1000.

The bottom line or end result of my digging is summed up in Figure 3. The vertical lines are estimates of the bandwidth needed to view a specific kind of Apple video. Horizontal bars are used to represent the approximate range of bandwidths offered by different types of monitors. Of course there are exceptions. You just might own the one television set in 10,000 that is good enough to display 80-column video. Or you could be so discerning that even a \$500 20 MHz display has faults. But treated as a rough guideline, the information in Figure 3 should keep you out of trouble.

Theorists will argue that the bandwidth of an Apple high-resolution display is the same, regardless of what you are trying to show. I agree, but suggest that the subject does matter when it comes time to choose a monitor. The high-resolution graphics in a game like Bug Attack can still be enjoyed, even if they are slightly blurred. But what about a word processor like Screen Writer II where the Apple's high-resolution graphics are used to display a 70-character line? The two photographs show the difference. A television set driven by an RF modulator is displaying a Screen Writer II text in one photo. The second photograph shows the same text, this time displayed on a green screen video monitor. Which would you rather stare at? ■

Designer Letters

by Apple and the NEC 8023

Your printer knows how to create some fine-looking prose. The trick is telling it what you want.

by Mike Brewer

Like most recent Apple II Plus buyers, our small business obtained a copy of AppleWriter II with the purchase of one of our systems. Since obtaining the package, we have used it for all our text editing needs and have done quite a few mass mailings, assisted by its easy-to-learn word processing language (WPL) routines.

After the work is done, however, we usually find a few moments to sit down and do some serious investigating of the "extraordinary attributes" of the program. One of these happens to be controlling the NEC 8023 impact printer via text-embedded escape and control characters through a Microtech parallel interface.

Since discovering these capabilities, we have breathed new life into our personal letters and mass mailings by embellishing each piece with such things as variable printing of pica, elite, condensed and proportional characters. We produce enlarged characters and enhance them for emphasis (or when the ink is running low on my ribbon cartridge). We also create forms with neat rows of horizontal and vertical boxes, complete with big titles, medium headings and tiny acknowledgements at the bottom of each.

All of this can be done very simply

and easily with your AppleWriter II, and, quite probably, with any other of the fine text editing programs that are currently available.

How to Begin

Check your NEC printer DIP switches, which are located under a printed piece of clear, flexible plastic marked SW-1 and SW-2. This strip can be seen in the right side of the gully where the print head control wires are. They should be set as follows:

SW-1. Only DIP switch number 6 should be on; all the others should be off or locked in the open position.

SW-2. DIP switches 1, 6 and 7 should be on; all others should be off or in the open position. (These settings are different from those set at the factory.)

Now turn on your computer system and type, then print, the following passage: NOW IS THE TIME FOR ALL GOOD MEN TO COME TO THE AID OF THEIR COUNTRY! About the only thing that makes this line impressive is the exclamation point. Now let's dress it up!

Condensed Type

Move your cursor to the immediate left of the N in the first word and type control-V. You should see a v in the left side of the data line at the top of your screen. Now push the escape key as many times as necessary until you get a right-facing bracket on an inverse background. Now hit escape once more

to get a ^, then press Q. *Note: If your computer is equipped with a shift key option, there is no need to precede the above Q or N with a ^; simply hold down the shift key and press the appropriate letter.* Push escape once more to get another right-facing bracket on an inverse background. Then type control-V, followed by a space. Repeat the procedure at the end of the sentence, substituting the letter N for Q. Now type control-P and NP. You will notice a different sort of sound coming from your printer. Don't be concerned—it's normal.

If everything was done correctly, you have produced a sentence in condensed type at the rate of 17 characters per inch. At the end of the sentence, you will also have set the printer to begin typing pica letters, the default (normal) mode for the NEC printer.

Type the sentence again, without control characters. Now, hit control-P and NP. Your new sentence should look (and sound) normal.

Troubleshooting Hints

If something did not go as scheduled, retype the sentence with control characters until you get it right. If a re-entry fails to produce the desired results, then there are four things that could be amiss:

1. Your printer DIP switches are set incorrectly;

- You used lowercase control characters inside the brackets;
- You are still under the influence of control-V; or
- You failed to follow each control-ending bracket with a space, in which case the printer did not recognize the following character. If there is no space, then the first character will not be printed. You'll end up with an OW instead of a NOW, for example.

Underlining

Repeat the sentence example again, substituting X for Q and Y for N, then print it. You should now have:

NOW IS THE TIME FOR ALL GOOD...

Congratulations! You have just turned on and shut off an underlined sentence. Easy, isn't it?

Conventions

Now, in order to avoid confusion, let's agree on some conventions. What we called control characters in the preceding section are actually escape commands, or simply capital letters between brackets. Let's call what follows control commands, because we will actually use the control key to set up these commands.

Enlarged and Expanded Letters

Type control-V, hit escape to get the right-facing inverse bracket and then, while holding down both the shift and control keys, type AR. Press escape, again to get the right-facing bracket, skip a space and retype our favorite sentence. At the end of the sentence, repeat the control process, substituting AT. Print it!

Your printer will make another strange noise and print enlarged letters. These are generally great for titles, but are lighter because of the wider-than-normal print head pin striking. The problem can be alleviated as follows:

After the control-AR bracket set, skip a space and type in the escape-I bracket set and a space, just exactly as we did the escape-Q bracket set above. And at the end of the sentence, following the control-T bracket set, skip a space and type in an escape-~ bracket set. Now print it!

You will now see the expanded-letter sentence, but with considerably darker type.

By way of explanation, the AR turned on the expanded printing mode, the escape-I turned on the enhanced print-

CONTROL CODE	RESULTANT PRINT STYLE
ESCN	Pica is the default mode.
ESCE	Elite is 12 characters per inch.
ESCP	Proportional has an All American look.
ESCQ	Condensed will produce 132 characters per line
ESCX and ESCY	These are <u>always</u> used in pairs to underline!
ESC!	Now your type will appear bolder.
ESC"	This will get you back to normal.
ESCB	In case you haven't already guessed, you have just begun printing seven lines per inch rather than the standard six.
ESCA	Now things have been returned to normal at the rate of six lines per inch. This is considerably less crowded and easier to read.
ESC&	∆∆∆∆∆∆∆∆ It's Greek to me!
ESC\$	Now, we're back to ASCII English!
CONTROL^N	∂∂∂∂∂∂∂∂ Just a word of thanks to the folks who made your printer.
CONTROL^R	For real excitement expand something!
CONTROL^T	This one turns off the expanded mode.
CONTROL^R + ESC! + ESCX	<u>How about big, bold and underlined!</u>
CONTROL^T + ESC" + ESCY	Now you can try mixing control codes.

Type samples.

ing mode, the AT turned off the expanded printing mode and the escape-~ turned off the enhanced printing mode.

Further Experimentation

By now, you should be both amazed and feel like an expert. However, there is much more to come. Before going further, though, practice a bit with the above and experiment with the following sets: escape-B (7 lines/inch), then escape-A (6 lines/inch); escape-& (Greek letters), then escape-\$ (ASCII character set); escape-P (proportional type), then escape-N (pica); and escape-E (elite type), then escape-N.

Now try stacking the commands, as we did above with AR and escape-I. Try a paragraph with condensed (escape-Q) letters that are enhanced (escape-I) and printed at the rate of 7 lines per inch (escape-B). Then, at the end, you will have caused the printer to return to pica type (escape-N), without enhanced letters (escape-~) and at the default rate of six lines per inch (escape-A).

Now you have absolutely no excuse for avoiding those great works of prose that you have promised the world for so long. Since practice makes perfect, you should use the above as quickly and frequently as possible. ■

Circle 223 on Reader Service card.



... an intelligent, automatic meal planner and shopping list program, not just another recipe index. KITCHEN PLANNER is a Quality Software Program designed to save time and money. It is a true domestic servant.

TESTED & GUARANTEED

- Kitchen Planner will suggest whole menus, single meals, or single items.
- All items can be easily changed by you.
- You can have up to 200 meal items of your choice available for automatic menus.

ORDER NOW
and get a FREE Shopping Tips List.

Send Check or Money Order to:

SAV-SOFT PRODUCTS
P.O. Box 24898
San Jose, CA 95154

\$29⁹⁵

(add \$1.50 handling; in CA add 6%)

VISA, MC call: (408) 978-1048

48K Apple II, II+, IIe, 1 disk, printer
Apple is a trademark of Apple Computer, Inc

FORTRAN Formatting in Applesoft

FORTRAN is designed for ease in data handling.
Applesoft can format the FORTRAN way.

by Steven A. Schwartz

How many times have you wished that your Apple could interpret FORTRAN-formatted data? When entering a series of variables, wouldn't it be simpler to just type 3298351203 and have your Apple interpret it as 32.98, 35, and 12.03? Does the idea of re-entering a large FORTRAN-formatted data file to conform with Applesoft requirements (i.e., a comma separating each entry) depress you? It should! The task is time-consuming, boring and excep-

tionally error prone. The technique described below enables you to use and interpret FORTRAN data strings in your own programs.

First, examine Figure 1. Your data, in lines 30-60, consist of four integer arrays: A(I), B(I), C(I) and D(I). If assigned to a real or integer variable, line 30 would be interpreted by Applesoft as 982,739,127,834. However, if this data were from a FORTRAN program with a format of (I3,I4,I2,I3) or (F3.0,F4.0,F2.0,

F3.0), line 30 would actually be interpreted as four variables that result in the numbers 982, 7391, 27 and 834.

By the way, for those of you with little FORTRAN experience, in the first format (I or Integer format), the number following the I is the number of digits in the integer. I3, for example, means a three-digit number. When the I is also preceded by a number, as in 3I2, the initial number indicates the number of repetitions of the format. Thus, 3I2 is read as three two-digit integers.

In F (Floating Point) format, the first digit after the F is the number of digits or the field width, and the number following the decimal point indicates the number of places to the left of the final digit that the decimal should be inserted. For example, reading 123 with an F3.1 format results in a real number of 12.3; in F3.0 the same number would be interpreted as 123.

Figure 1 assumes that all FORTRAN-formatted data is integers, or whole numbers. The procedure to convert the data strings to a series of integers is as follows:

1. Read the data into a string array—in this case F\$(I).
2. Using the MID\$ statement (lines

```

20 HOME : FOR I=1 TO 4: READ F$(I): NEXT I
30 DATA "982739127834"
40 DATA "249132400345"
50 DATA "013729424393"
60 DATA "133743791034"
70 REM ASSIGN PROPER VALUES TO VARIABLES
80 FOR I=1 TO 4
90 A(I) = VAL ( MID$ ( F$(I),1,3)): REM VAR. A = 1ST 3 COLS. OF F$(I)
100 B(I) = VAL ( MID$ ( F$(I),4,4)): REM VAR. B = COLS. 4-7 OF F$(I)
110 C(I) = VAL ( MID$ ( F$(I),8,2)): REM VAR. C = COLS. 8-9 OF F$(I)
120 D(I) = VAL ( MID$ ( F$(I),10,3)): REM VAR. D = COLS. 10-12 OF F$(I)
130 NEXT I
140 REM PRINT RESULTS
150 PRINT "A(I)"; TAB( 9)"B(I)"; TAB( 17)"C(I)"; TAB( 25)"D(I)": PRINT
160 FOR I=1 TO 4
170 PRINT A(I); TAB( 9)B(I); TAB( 17)C(I); TAB( 25)D(I)
180 NEXT I
190 END

```

Figure 1. Sample program.

Address correspondence to Dr. Steven A. Schwartz, 9226 Vantline St., Pittsburgh, PA 15235.

Figure 2.
Data interpreted by sample program.

A(I)	B(I)	C(I)	D(I)
982	7391	27	834
249	1324	0	345
13	7294	24	393
133	7437	91	34

90-120), indicate the place in the string where each data element begins and the number of digits in each number. For A(I), the 1,3 indicates that A(I) begins at the first place in F\$(I) and is three digits long.

3. Use the VAL function to convert the new string segment into a number.

That's all there is to it. Figure 2 shows how our sample program interprets the data in lines 30-60.

Some of your programs may all access the same general data base. This is often the case if you are writing or using statistical programs that have one large data base, but require several different types of analyses of the same information. When reading Applesoft-generated data files with ten variables per record, for instance, if you require only the tenth variable, you still have to read the first nine! (This is not strictly true, but the instructions for using the B (byte) command in the *DOS Manual* to position a read are a bit scary.) Using our new technique, it is easy to skip over unwanted variables or columns within the initial string.

As an example, change line 120 to read:

```
120 D(I) = VAL(MID$(F$(I),12,1))
```

When you run the program again, the entries for D(I) will be one-digit numbers read from the twelfth column of each F\$. You just told your Apple that there are no numbers of interest in columns 10-11 of F\$. If you eliminate lines 90-110, the program assigns values only to array D(I), skipping arrays A(I), B(I) and C(I) entirely.

Using this technique also allows you to reassign groups of digits within the F\$ strings easily *without* using the RESTORE statement. Suppose, for example, that the first digit of A(I) was also a special identification number that you wished to process along with the entire value of A(I). Instead of entering this identification number as a separate data element (as in Applesoft) you could make the following changes and additions:

```
125 E(I) = VAL(MID$(F$(I),1,1))
150 PRINT "A(I)";TAB(9)"B(I)";TAB(17);
      "C(I)";TAB(25)"D(I)";TAB(33)"E(I)";
      PRINT
```

Figure 3. Alternative interpretations of data.

A(I)	B(I)	C(I)	D(I)	E(I)
98.2	7.391	.27	834	9
24.9	1.324	0	345	2
1.3	7.294	.24	393	0
13.3	7.437	.91	34	1

```
170 PRINT A(I);TAB(9)B(I);TAB(17)C(I);
      TAB(25)D(I);TAB(33)E(I)
```

Run the program and you will see digit one of F\$(I) as the identification variable E(I).

In some cases you may wish to interpret segments of F\$(I) as real or floating-point numbers. To do so, just divide each entry in your original variables (lines 90-120) by 10^X , where X represents the number of decimal places to the left of the original string where you want the decimal moved. For A(I), as an example, to change this to an F3.2 format, divide A(I) by 100 (that is, 10^2).

```
90 A(I) = VAL(MID$(F$(I),1,3))/100
```

To change B(I) to an F4.4 format, divide B(I) by 10,000, and so forth. Try to make the following changes and see if the results look like those in Figure 3.

1. Change A(I) to an F3.1 format.
2. Change B(I) to an F4.3 format.
3. Change C(I) to an F2.2 format.
4. Leave D(I) and E(I) as integers.

Pretty simple, isn't it? For those of you who had any trouble, you divide line 90 by 10, line 100 by 1000, and line 110 by 100. All other lines remain unchanged.

Are you beginning to see the power of FORTRAN-type data formatting? A final plus may be a savings in disk space when writing such data strings to sequential text files. Although I am not a DOS wizard by any means, sequential files insert a RETURN character after each data entry within a record. Since the FORTRAN approach leaves no spaces between data elements, less disk space should be needed to store the data. The amount of savings should be related to the number of elements you insert in each data string. ■

MicroSpooler[®] Saves Time

MicroSpoolers mean an end to waiting. The MicroSpooler stores data and feeds it to your printer as fast as it can handle it. You don't lose valuable computer time waiting for the printer to do its job.

Easy to install. Easy to use. Easy on the budget. These stand-alone MicroSpoolers can be installed in-line between virtually any printer and any computer, including Apple II, III.

Features:

- 16K memory (user expandable to 32K or 64K)
- Status readout
- Internal power supply
- Vertical mount configuration
- Independently selectable baud rates and handshaking
- Satisfaction guaranteed
- Priced from \$199.00



Send or call toll free for literature on our complete Spooler lines.

CONSOLINK CORPORATION

Dept. 2-85
1840 Industrial Circle
Longmont, CO 80501
(303) 651-2014
800-525-6705



Inside Apple

Apple Computer Inc., 20525 Mariani Avenue, Cupertino, California 95014

Vol. 1 No. 2

For the authorized Apple dealer nearest you, call 800-538-9696 (800-662-9238 in California.)

Fruitful Connections.

There are more people in more places making more accessories and peripherals for Apples than for any other personal computer in the world.

Thanks to those people — in hundreds of independent companies — you can make the humblest 1978 Apple II turn tricks that are still on IBM's Wish List for 1984.

But now we're coming out with our very own line of peripherals and accessories for Apple® Personal Computers.

For two very good reasons.

First, compatibility. We've created a totally kluge-free family of products designed to take full advantage of all the advantages built into every Apple.

Second, service and support.



Now the same kindly dealer who keeps your Apple PC in the pink can do the same competent job for your Apple hard-disk and your Apple daisywheel printer.

So if you're looking to expand the capabilities of your Apple II or III, remember:

Now you can add Apples to Apples.

A joy to behold.

The new Apple Joystick II is the ultimate hand control device for the Apple II.

Why is it such a joy to use?

With two firing buttons, it's the first ambidextrous joystick — just as comfortable for lefties as righties.

Of course, it gives you 360° cursor control (not just 8-way like some game-oriented devices) and full X/Y coordinate control.

And the Joystick II contains high-quality components and switches tested to over 1,000,000 life cycles.

Which makes it a thing of beauty. And a joystick forever.




Gutenberg would be proud.


Old Faithful Silentype® has now been joined by New Faithfuls, the Apple Dot Matrix Printer and the Apple Letter Quality Printer.

So now, whatever your budget and your needs, you can hook your Apple to a printer that's specifically designed to take advantage of all the features built into your Apple. With no compromises.

The 7x9 Apple Dot Matrix Printer is redefining "correspondence quality" with exceptional legibility. With 144x160 dots per square inch, it can also create high resolution graphics.

The Apple Letter Quality Printer, which gets the words out about 33% faster than other daisywheel printers in its price range, also offers graphics capabilities. See your authorized Apple dealer for more information and demonstrations. Because, unfortunately, all the news fit to print simply doesn't fit.





Up the creek without a paddle?

Or lost in space? Or down in the dungeons?

Whatever your games, you'll be happy to know that someone has finally come out with game paddles built to hold up under blistering fire. Without giving you blisters.

Apple Hand Controller II game paddles were designed with one recent discovery in mind:

People playing games get excited and can squeeze very, very hard.

So we made the cases extra rugged. We used switches tested to 3,000,000 life cycles. We shaped them for holding hands and placed the firing button on the right rear side for maximum comfort.

So you'll never miss a shot.

A storehouse of knowledge.

If you work with so much data or so many programs that you find yourself shuffling diskettes constantly, you should take a look at Apple's ProFile™, the personal mass storage system for the Apple III Personal Computer.


This Winchester-based 5-megabyte hard disk can handle as much data as 35 floppies. Even more important for some, it can access that data about 10-times faster than a standard floppy drive.

So now your Apple III can handle jobs once reserved for computers costing thousands more.

As for quality

and reliability, you need only store one word of wisdom:

Apple.



Launching pad for numeric data.

Good tidings for crunchers of numerous numbers:

Apple now offers a numeric keypad that's electronically and aesthetically compatible with the Apple II Personal Computer. So you can enter numeric data faster than ever before.

The Apple Numeric Keypad II has a standard calculator-style layout. Appropriate,

because unlike some other keypads, it can actually function as a calculator.

The four function keys to the left of the numeric pad should be of special interest to people who use VisiCalc®. Because they let you zip around your work sheet more easily than ever, adding and deleting entries.

With one hand tied behind your back.



Line Cleaner

A Construction Project

Don't just reach for your wallet.
Build a surge suppressor yourself and save. . .

by George M. Engel

In an earlier article I mentioned using MOVs (Metal Oxide Varistors) to protect your Apple from line transients. This article presents the parts detail necessary to construct your own line cleaner. We will use standard parts available from your local Radio Shack. The total cost of this project will not exceed \$25, even if you have none of the parts in your junkbox.

The finished product will remove

transients from your power line, barring a direct lightning strike. And if you run your Apple in the middle of a thunderstorm, you deserve what you get. The line cleaner will also remove EMI/RFI noise from your line. There's an optional "power on" indicator to install for less than a dollar. If you don't want to build your own, you can always buy the commercial product for \$90 to \$100.

Sound interesting? Buy the parts in the list (Figure 1) and let's get at it!

The first step is to drill a hole in each end of the box to accommodate the *three*-conductor line cord that powers the computer. Do *not* use a two-conductor cord; it won't work. Drill the hole approximately two-thirds of the way down the side of the box. Now fold back the two side tabs on the filter so it will fit in the box. (You won't be needing the side tabs.)

Position the filter in the middle of the box with a connector end facing each hole you just drilled. Now that you know where it goes, put a couple of gobs of GE silicone sealer or equivalent on the bottom and press it into place in the box. The sealer sets in about 30 minutes. While you're waiting, plug in your soldering iron for the next step. Pretty easy so far, isn't it?

Now to cut the extension cord. I cut mine 12 to 16 inches from each end. The object is to install the filter as close to the wall outlet as possible. Strip back the insulation on all the cut conductors approximately one-half inch. Apply your soldering iron to the ends, flowing the solder to the bare conductors just enough so the strands take up the melted solder. Not too much now. You just want to prevent individual




photo by Don Kronen

A completed line cleaner.

Address correspondence to George Engel, 35 Old Ansonia Road, Seymour, CT 06483.

SAVE A SLOT FOR US

The Apple computer is an amazing device made even more amazing by the goodies you can put in the I/O slots. Save one of those slots for MOCKINGBOARD™.

Why? Because MOCKINGBOARD™ has the greatest software support ever assembled for an Apple peripheral board. Because MOCKINGBOARD™ produces sound effects, music and synthesized speech on a single card. Because the NOW generation of Apple programming uses MOCKINGBOARD™ to bring arcade sound and speech excitement into your home. Because after you're through typing and talking the real fun has just begun. Compose concertos, blast invaders, design dissertations or just sit back and listen to the incredible sounds of new software by these exciting companies:

PENGUIN • SIERRA ON-LINE • DATAMOST
• ELECTRONIC ARTS • TURNING POINT •
AMI • BRODERBUND • AVALON HILL •
DATASOFT • MICRO LAB • VAGABONDO •
SYNERGISTIC SOFTWARE • BUDGECO •
AMERICAN EDUCATIONAL • WINNER'S
CIRCLE • SUPERIOR SOFTWARE •
OH NO SOFTWARE • FUNTASTIC • GYST •

ARTSCI • HAYDEN • CALIFORNIA PACIFIC
• M AND R ENTERPRISES • H.A.L. LABS •
MORNINGSTAR • DTI DATA TREK •
SAMS SOFTWARE • NEXA • SILICON
VALLEY SYSTEMS • SIR-TECH SOFTWARE
• ORIGIN SYSTEMS • MIND GAMES •
LEGEND INDUSTRIES • EARTHWARE •
GEBELLI SOFTWARE • EDU-WARE •
DESIGNWARE • BANDINELLI SOFTWARE •
TOP NOTCH PRODUCTIONS • LIGHTNING
SOFTWARE • EDUCATIONAL ASSESSMENT
SYSTEMS and others.

MOCKINGBOARD™ is available at fine computer stores everywhere. Suggested retail price \$179. If unavailable in your area, MOCKINGBOARD™ can be purchased directly from Sweet Micro Systems at \$179 by check, money order or major credit card. To order yours call toll free 1-800-341-8001.

mockingboard™

Sweet Micro Systems, 150 Chestnut Street, Providence, Rhode Island 02903 401-273-5333

MOCKINGBOARD™ is Apple II, Apple II-Plus and Apple IIe compatible.

Apple is a registered trademark of Apple Computer Company.

"To add a finished look to the project, for about \$1 you can install a red LED to indicate power-on status."

Part	Part No.	Price
EMI/RFI filter*	273-100	\$11.95
MOV (two)	276-570	\$1.59 ea.
Plastic box	270-222	\$2.19
3-conductor extension cord	61-2762	\$3.99
LED (optional)	276-041	\$0.79 pkg.
Diode (optional)	276-1102	\$0.59 pkg.
10k resistor (optional)	271-034	\$0.19 pkg

Tools and supplies: soldering iron and solder, drill and bits, GE silicone sealer or other glue, wire cutters and stripping tool, electrical tape or heat shrink tubing, multimeter or "some" 115 vac device.

*The Radio Shack filter can be replaced by the better Cornell-Dubilier model #APF 531L, LW or W type. The C-D unit has better attenuation, ergo, more filtration.

Figure 1. Parts list.

strands from working loose. This is called "tinning" your leads.

With all six conductors tinned, it's time to wire up the box. As you read this description refer to the photo and Figure 2 for clarification. Insert the male piece of line cord through the hole in the box near the side of the filter labelled "line." Connect the green wire to the filter tab in the middle, making sure you have a good mechanical connection. Now attach the black and white wires to the insulated posts on either side of the tab. Again, make a good mechanical connection. Do not solder the leads yet.

Insert the female half of the line cord through the other hole in the box—on the "load" side of the filter. Connect the white and black leads to the insulated posts. The green wire will be brought around the filter and, along with the green wire from the line side, attached to the tab on the line side of the filter. Once again, do not solder yet.

We're close now! Wire the MOVs into the circuit on the line side of the filter. The first should be connected on one side to the white-wire insulated post and on the other side to the green-wire tab. The second goes between the black-wire post and the green-wire tab. You can now solder all the line side connections carefully. Do not solder the load side yet.

To add a finished look to the project, for about \$1 you can install a red LED to indicate power-on status. The LED circuit consists of a resistor, a diode and the LED itself. Drill a hole in the output side of the lid of a size to accept the LED snugly. Mechanically connect one side of the 10k ohm resistor to the cathode (flat side) on the LED. Now connect the cathode (striped end) of the diode to the other leg (anode) of the LED. Gently solder these connections and apply a little electrical tape or heat shrink tubing for isolation purposes. Now, with glue or silicone sealer, cement the LED into the hole in the lid.

All that remains is to connect the resistor to one post on the load side of the filter and the diode to the other post on that side. Be sure to splice in enough wire so you can remove the lid for inspection. Again, cover all bare connections with electrical tape or heat shrink tubing; remember, that's 115 volts you're playing with. Double-check that all connections are soldered and well insulated. Gently form the power-on components so they will fit in the box without touching anything when you close the lid.

The power-on feature of the line cleaner, by the way, can be used for many appliances, stereos, etc., that don't have power-on indicators. Let your imagination be your guide.

When you're satisfied with your line cleaner, close the lid on the box and plug it into the wall outlet. If you have a multimeter, measure the output for 115 vac. If not, plug a low-cost 115 vac "something" into the female receptacle of the cord. Does it work normally? If so, you can plug in your Apple and the job is done. Your Apple is now protected.

Take a well deserved break, friend; you just saved yourself over \$50. Call the family in and bask in their praise. ■

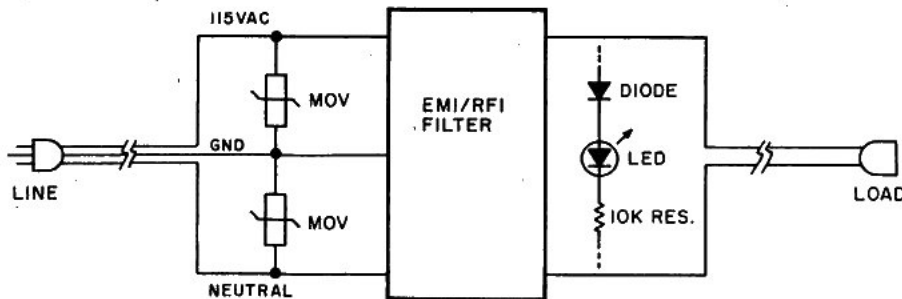


Figure 2. Line cleaner diagram.

Circle 360 on Reader Service card.

MICRO PROGRAM DESIGNS

QUALITY SOFTWARE THAT'S SO EASY AND FUN TO USE

WHY NOT MAKE IT YOURS!

MR. KRYPTO™
A Fun & Words Game
For All Ages
\$29.50

MATH ALERT!™
Adults, Pre-Adults:
Refresh Yourself!
\$19.50

STOCK WATCH™
Monitor Your Stocks
Economically
\$59.50

STOCK MARKET TYCOON™
A Game of Money
For Young & Old
\$29.50

DR. GRAFIX™
Hires Shapes & Graphs
Utility Package
\$19.50

WE'RE GOOD! TRY US!
SEND FOR FREE LITERATURE
(DEALERS: 302-738-3798)

MICRO PROGRAM DESIGNS
5440 CRESTLINE ROAD
WILMINGTON, DE 19808

OUR ISOLATORS FOR YOUR PROTECTION

Prevents:

disk drive woes, printer interaction,
memory loss and damage due to
lightning or AC power line
disturbances.



Commercial Grade Isolators

ISO-1 3 Isolated Sockets \$76.95
ISO-2 2 Isolated Socket Banks, 6 Sockets 76.95

Industrial Grade Isolators

ISO-3 3 Double Isolated Sockets 115.95
ISO-11 2 Double Isolated Banks, 6 Sockets 115.95

Laboratory Grade Isolators

ISO-17 4 Quad Isolated Sockets 200.95
ISO-18 2 Quad Isolated Banks, 6 Sockets 169.95

Circuit Breaker, any model (Add-CB) Add 10.00
Remote Switch, any model (Add-RS) Add 18.00

ESP Electronic Specialists, Inc.
171 South Main Street, Box 389, Natick, Massachusetts 01760

Toll Free Order Desk 1-800-225-4876
MasterCard, VISA, American Express



PhotoCaster... a new feature packed system to take, process, store, print, send and receive color and black-and-white photos with your Apple II computer.

PC-100 (disk software, I/O board, manual, demo tape) \$499.95

PC-101 (above plus Panasonic TV camera, RGB filter accessory) \$749.95

Write or call for details

Visa and Mastercard orders accepted. Shipping charges and applicable California sales tax will be added.

Apple II TM Apple Computer, Inc.
PhotoCaster TM COMMSOFT, Inc.

COMMSOFT

2452 Embarcadero Way
Palo Alto, CA 94303

(415) 493-2184

FREE SHIPPING

IBM® Personal Computer Products

Davong 5 MB Hard Disk System - \$1495.00 12 MB - \$1995.00

IBM PC-2 Drive System \$ CALL
3" DUAL DRIVE SUBSYSTEM \$725.00

Quadram - Quadboard with Parallel

Port, Serial Port, Clock/Calendar, Expandable to 256K

64K on brd. - \$340.00 128K on brd. - \$395.00
192K on brd. - \$439.00 256K on brd. - \$499.00

Quadram Memory Expansion

192K Maximum
64K on brd. - \$230.00 128K on brd. - \$290.00
192K on brd. - \$350.00

AST & PERSYST MEMORY EXPANSION PRODUCTS \$ CALL

Amdek Monitors

Mod 300 Phosphor - \$150.00 Composite Color III - \$345.00
IBM RGB Compatible Color II - \$599.00 Color I - \$300.00

IBM/TRS 80 Disk Drives/Cabinets

TM 100 Single 40 Track Drive - \$189.00
TM 100-2 Double 40 Track Drive - \$280.00

TEAC 5 1/4" SLIM SINGLE & DOUBLE DRIVE SUBSYSTEMS \$ CALL

Apple II® Computer Products

SYSCOM APPLE COMPATIBLE SYSTEM \$725.00

Apple Compatible Controller Card. \$ 79.95

Apple Compatible Disk Drive w/Cabinet & Cable. 249.00
w/Controller. 315.00

TEAC SLIM LINE 5 1/4" DRIVE \$265.00 DUAL SLIM LINE \$525.00

Printer/Graphics Interface. 99.95

Davong 5 MB Hard Disk System - \$1495.00 - 12 MB - \$1995.00

Apple Compatible Joysticks. 29.95

Epson/Smith-Corona Printers

MX80 \$425.00 FX80 \$550.00 MX100 \$875.00

TRS 80 / Parallel Printer Cable \$20.00

IBM Parallel Printer Cable \$35.00

STAR MICRONICS GEMINI 10 \$ CALL

GEMINI 15 \$ CALL

Smith Corona TP-1 Letter Quality Daisy Wheel. \$575.00

JMR ELECTRONICS
INC.

TRS-80 MOD III Disk Controller Incl. Disk Controller, Power-Supply, Mounting Hardware, Cables & Instruction Manuals \$239.00

POWER SUPPLIES AND CABINETS Dual 8" Slim Line - \$180.00 Dual 5 1/4" - \$ 99.00
Single 5 1/4" - \$ 69.00

3" DUAL DRIVE SUBSYSTEM FOR IBM \$725.00

VISA, MASTERCARD (\$100 Min., Add 2%)
Or Certified Check

90 Day Warranty (Parts & Labor)
TRS 80 is a Registered Trademark, Tandy Corp.
Prices Subject to Change Without Notice

DATA-MAIL
P.O. Box 818, Reseda, CA 91335
1-800-635-5555

FREE SHIPPING IN CONTINENTAL U.S.

(213) 993-4804
(IN CALIF.)

Get It on Paper

Used to be that dot matrix printouts were fuzzy and hard to read. The Microprism 480 printer proves that doesn't need to be.

by Lee E. Sumner, Jr.

Probably your first major peripheral purchase, after buying your Apple, is a printer. These days there are so many that it is hard to choose. With some planning, though, you can narrow the choice down to a few. This is what I did.

Personal Requirements

First I wrote down my require-

ments. At the top of the list was local service. Since I was going to use my printer with a word processor to write articles like this, I did not want a breakdown to hold up my work.

The other major criterion was a good letter font. It had to have lower-case descenders and a good filled-dot matrix. I had decided against a letter quality printer since my editors are

tolerant folk, and I wanted something with speed.

Price was another criterion.

I took my list to dealers within a 30-mile radius to see what they could do. All had in-house service for the printers they handled; my first criterion was met. Most of the printers had a good dot matrix character set.


Each printer had its own special features that were useful. I finally settled on the IDS Microprism 480 because of the combination of these features:

- both serial and parallel interfaces
- near letter quality character set
- data character set for fast print
- single sheet capability for letterheads
- compatibility with IDS Prism software

One little-known detail of some printers is that you must remove the case to set some of the switches for default settings. On the Microprism you can reach the switches by lifting the lid. This turned out to be a big time-saver for me since I use this printer on different settings with both Apple and TRS-80 computers.

General Specifications

The IDS 480 is a microprocessor controlled, table-top dot matrix printer. It measures about 4.5 inches




The IDS 480 is styled very much like the Epson MX-80. The control buttons are on the right front of the unit. The black section of the cover lifts off for easy access to the ribbon and switches.

Address correspondence to Lee E. Sumner, 75 E. King St., Dallastown, PA 17313.

Innovative technology brings you quality color printing

for only \$599




The technology of the all-new Transtar 315 color printer revolutionizes color impact printing! Unlike old-fashioned printers needing multiple passes with pins to print color, the Transtar 315 employs an innovative 4-hammer print head to allow 7 colors and more than 30 shades to be printed in a single pass!

A unique 4-color diagonal ribbon maximizes the efficiency of the 315's color imaging and enhances its simple reliability. Built by Seikosha, the most experienced manufacturing company of the famous Seiko group, the Transtar 315 is available now and has been designed to be compatible with the IBM, Apple II/IIe and Franklin personal computers. An optional PICS card also allows Apple and Franklin users to simply depress the 315's "copy" button to print any high- or low-resolution screen without exiting a program!

Transtar is bringing the technology of tomorrow to you today. Your future in color printing is only \$599 away.

Transtar

P.O. Box C-96975, Bellevue, Washington 98009



The IDS 480 with all its clothes off. The ribbon cartridge rides with the print head on two metal bars. The default switches can be seen right under the back of the ribbon cartridge.

high, 16 inches wide, and 12 inches deep. The printer weighs in at a hefty 19 pounds. An access cover on top of the machine allows easy ribbon replacement, paper loading and dip switch twiddling.

The printer can feed 9.5-inch fan-fold paper, 6-inch roll paper (bracket included) and cut sheet using friction feed. Paper is fed into the printer from behind a rotating platen much like a typewriter. The printer can handle 15- to 20-pound single-part and 6- to 8-pound carbon multi-part paper (an original plus two copies).

A penetration control lever on the

head carriage allows you to compensate for paper thickness. Getting the paper in the machine takes a little patience. The printer will print to the bottom of a single sheet before out-of-paper is signaled.

Operator controls and lights are located at the right side of the front panel of the unit. Three push-button switches control formfeed, linefeed and printer on-line/off-line. A self-test of the printer is done by holding down the linefeed button and turning on the power. Two lights on the front of the unit indicate power on and printer on-line. The on-line light flashes if the printer is out of paper. On the back of the printer is the power switch and a nondetachable power cord.

The main power fuse is on the back of the unit with two more fuses on the main PC board for the dc power supplies. These two fuses are oddball sizes, as I found out when I blew them using my TRS-80 with an incorrect ground. The dealer had never blown any of them before and had only one. I had to wait three days before he was able to get more.

Now the margins are set to about 2 inches in width. Be sure to notice that justification is still in effect and both the right and left margins are still straight.

Figure 1. Print sample using IDS 480.

While we are at it, here is an example of 12 CPI ENHANCED printing. This is a ^{superscript} and a _{subscript} printed with only two control codes. A vertical Advance 2 is used to move the paper down half a line and a Vertical Advance 3 moves it up half a line.

While we are at it, here is an example of 12 CPI ENHANCED printing. This is a ^{superscript} and a _{subscript} printed with only two control codes. A vertical Advance 2 is used to move the paper down half a line and a Vertical Advance 3 moves it up half a line.

Figure 2. Sample using proportional, superscript and subscript characters.

The ribbon is a snap-in cartridge, and is driven by carriage motion through two one-way clutches. The specified life of a ribbon is 1.5 million characters. I did notice a lightness in the print density long before reaching that level. The ribbon takes about five seconds to replace. I keep one ribbon back for final copies and do all drafts with well-worn ribbons. I use up a \$13 ribbon every four weeks. Graphics really eat up the ink, too.

The print head has two vertical columns of print needles. Needles are positioned to print overlapping dots, increasing the print quality. A stepper motor moves the print head via a pulley and wire system. The print head can be removed by taking out two screws.

Print head movement is logic-seeking bidirectional, for maximum printer throughput. For graphics it uses unidirectional (left to right) printing. The graphics print rate is about seven horizontal inches per second.

The paper drive system is driven by a stepper motor. The maximum slew rate is a rather slow 3.5 inches per second. Form feeds seem to take forever. The platen is a hard rubber cylinder with fixed pins on the ends. There is a platen release lever located in the right rear top of the printer. You use this to engage the friction feed rollers for single sheets or roll paper. It is not used for pin feed. The rubber platen reduces the noise level a great deal. I have compared the IDS 480 printer side-by-side with Epson and Okidata printers and the IDS is noticeably quieter.

Printer Interface

The IDS 480 comes with both serial

Summer Sizzle!



Select your own way to heat up summer with one of these sizzling Avant Garde action games!

Start by strapping yourself into this summer's hottest new climber, **JUMP JET**; 20 tons of thrust packed into the world's most advanced aircraft, pitted against cruisers, submarines, fighter planes, anti-aircraft guns, torpedos and sea to air missiles. No doubt about its excitement, but take warning. This may be the trickiest action game you've ever played. (Apple)

Maybe you'd rather take it easy on one of Avant Garde's three **HI-RES COMPUTER GOLF 2 Pro Courses**, all included on one disk. Did we say, "take it easy"? Not a chance! This game's even more exciting than the real thing. The heat you feel won't be because of the summer sun. From the comfort of your air conditioned home you'll face lakes, trees, sand traps and roughs. There's a changing wind factor to consider and you can control your swing or the auto-swing can be used. The greens are even contoured. (Apple)

Or maybe your interests lie in other galaxies. Imagine yourself trapped in a mirror filled **LAZER MAZE**, knowing that an alien opponent is lurking nearby. He's waiting for you to fire your lazer at the wrong mirror sending its reflected beam zig-zagging harmlessly out of his path, allowing him to fire upon you! Be accurate and be fast in this timed action game. **LAZER MAZE**, adding fuel to the summer fire! (Apple, Atari, IBM PC, VIC 20, Commodore 64)

Perhaps your idea of a hot time includes playing action arcade games? Then give yourself three times the excitement with **TRIPLE ARCADE INSANITY: Alien Onslaught, Galactic Conquerors and Andromeda Blitz**. One disk, three separate games. But keep in mind that you'll need up to six direct hits to destroy these pesky starhoppers. (Apple)

When we say summer sizzlers, we're talking hot action. The only question is: can you stand the heat?

Now available from your
local software dealer
and by calling

(503) 345-3043

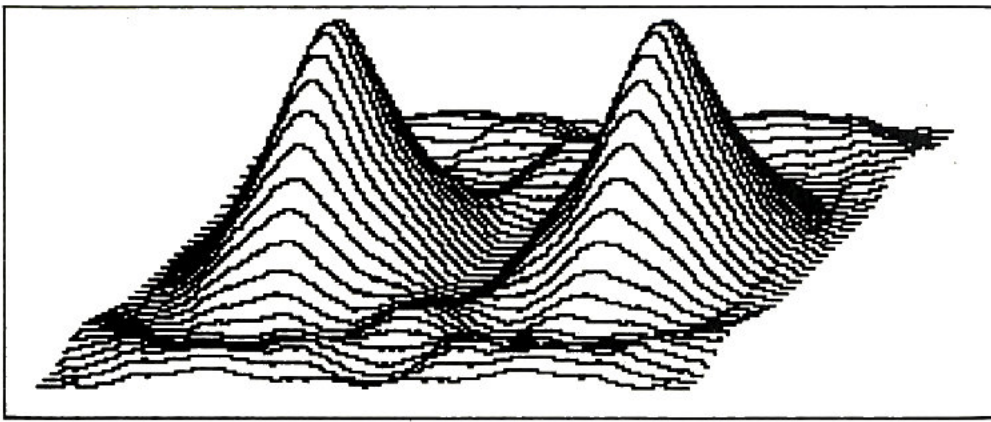


Figure 3.
Sample plot from Computer Stations Inc.
program.

and "Centronics compatible" parallel ports. They are both wired to a single male 25-pin RS-232C compatible connector on the back of the unit. Data rates available for the serial port are

300, 1200 and 9600 baud. The rate can be changed using a DIP switch.

The parallel interface is configured using movable jumpers on the PC board. To change these you must remove the cover, which takes about five minutes and a screwdriver. I did not have to change anything to make it work on both Apple and TRS-80 parallel printer ports. Complete schematics of the interface and timing charts are included in the manual to aid you in making any kind of cable.

The maximum transfer rate of the parallel port is 35 kilobytes per second. There is automatic multiple line buffering of about 1400 bytes, but no option to add more.

Printer Options

Part of the printer power-on sequencing establishes various printer options selected by the eight-position DIP switch under the access cover. Many of these functions are also

programmable and can be redefined under program control.

The DIP switch, at power up, can set parallel or serial interface, baud rate, 10 or 16.8 cpi print density, enable or disable the programmable feature, enable or disable an automatic line feed, enable or disable an automatic one-inch skip at the bottom of a form and can select one of four page lengths from 3.5 to 11 inches.


The IDS 480 printer utilizes the ASCII character set for its standard print character format. All 96 printable ASCII characters are included. ASCII control codes are used to program the printer.

Figure 1 is a display from a portion of the self-test mode. It gives you an idea of the quality of the print font. Figure 2 is a sample of the proportional, superscript and subscript capabilities of this printer.

There are two basic character fonts—near letter quality and draft. The printer can be programmed to print at 10, 12 and 16.8 cpi in each font. Proportional spacing is available with the near letter quality font. The faster draft quality is used when you don't need the high quality print. Draft quality is printed from 20 to 35 percent faster than letter quality, vary-

MEMOREX FLEXIBLE DISCS

WE WILL NOT BE UNDER-SOLD! Call Free (800)235-4137 for prices and information. Dealer inquiries invited and C.O.D.'s accepted.



PACIFIC EXCHANGES
100 Foothill Blvd.
San Luis Obispo, CA
93401 In Cal call
(800)592-5935 or
(805)543-1037

Circle 31 on Reader Service card.

Circle 363 on Reader Service card.

APPLE / ATARI / COMMODORE MEASURE & CONTROL TEMPERATURE

DISPLAY GRAPHICS
HARD COPY OUTPUT
ALARMS & SETPOINTS
DISK FILE DATA STORAGE

1-256 Sensors


Precise to 1/100 Degree

Complete Software

\$129.00 Package

American Data Cable, Inc.

2864 Ray Lawyer Drive, #205-352
P.O. Box 2212 • Placerville, CA 95667
(916) 622-3465



This rear view shows the electronic parts stuffed under all the mechanical parts. From left to right are the main power fuse, the power switch, the power transformer, two dc power supply fuses on either side of the power connector, a heat sink and the DB-25 serial and parallel connector.

ing according to the print density you have selected.

Using ASCII control characters you can program the IDS 480 for the following functions:

- three separate up or down vertical paper movements in 1/48-inch increments
- left and right margins anywhere on a line in 1/120-inch increments
- form size and printable space on the form in 1/48-inch increments
- up to 21 horizontal tab positions in 1/120-inch increments
- up to 8 vertical tab positions in 1/48-inch increments
- absolute positioning of the paper and next printable character in 1/120 horizontal and 1/48 vertical increments
- absolute line and character positioning using line counting and character positions
- relative horizontal positioning of the next printable character in 1/120-inch increments relative to the current printed character, either left or right, allowing you to do underlining and overstriking
- selection of any of the character sets in standard or double-width emphasized mode giving you fonts of 5, 6, 8, 10, 12, and 16.8 cpi.

Printing Graphics

The IDS 480 uses the same graphics printing codes as the big brother Prism printers. You can use the same software and hardware for both the 480 and the Prism printers.

Characters received while in the graphics mode are printed as a single column of seven dots. Only the seven least-significant bits in each character are printed. A dot is printed for each bit that is set in the character. The least significant bit is printed as the top dot, and bit 6 is printed as the bottom dot. Successive characters are printed in adjacent vertical columns. Graphics resolution is 84 dots per inch both vertically and horizontally. Dots this close together can form a solid black image. As I said before, graphics use a lot of ink.

Figure 3 and Figure 4 give you an idea of the excellent graphics that can be done on the IDS 480. Figure 3 is one of the sample plots included on the

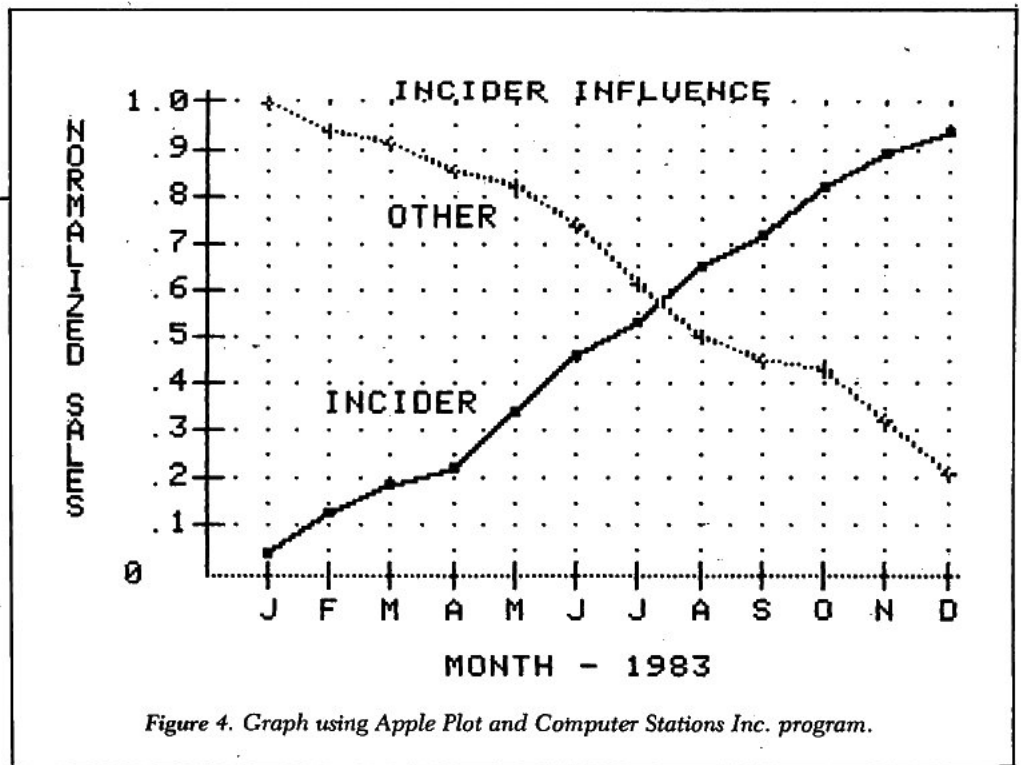


Figure 4. Graph using Apple Plot and Computer Stations Inc. program.

disk with the Computer Stations Inc. 460-560 graphics driver. Figure 4 was created using Apple Plot. Any software that will drive the old IDS 460-560 series printers will drive the IDS 480.

Manual

The manual is complete. It has a quick index on the first page so you can find things in a hurry. The manual provides, beside operating and programming instructions, information for repacking the machine for shipment. The interface description is comprehensive. But a number of errors creep in when the manual references different figures and tables. When I compared my early version of the Microprism manual to the Prism manual, I noticed that much of the text, but not the tables, had been copied to the Microprism manual.

The manual is well illustrated with photos and diagrams. Preventive maintenance is basically keeping the machine clean and oiled. Included in the troubleshooting section is the 800 number of the Customer Support

Group at IDS. I have not had occasion to call them yet, but it's nice to know they provide this kind of help. Finally there is a glossary of terms used in the manual that a novice may find useful.

Final Analysis

As a final analysis, after seven months of use I find the IDS 480 printer reliable, with good print quality, versatile interface, excellent graphics, and convenient single sheet and pin feed paper handling. It's faster than average (see Figure 5), and quieter than most dot matrix printers.


On the negative side, I wish it had TRS-80 graphics, less fussy starting of pin feed paper and a longer-lasting ribbon. I have averaged about \$15 a month on ribbons to feed this little beast. Also, the printed period, colon and caret (^) are too small to read easily.

Overall, I feel I made a good choice for my particular requirements. The printer is made by Integral Data Systems Inc., Milford, NH 03055. It retails for \$799. ■

TEST TYPE	OKIDATA	MX-80		IDS 480	
	82A	DS	STD	NLQ	DFT
Short line (21 char)	63.1	11.1	33.5	40.8	49.3
Med. Line (42 char)	83.0	17.6	47.1	52.8	68.6
Long Line (75 char)	96.2	20.4	56.9	60.8	82.0
Mixed line	66.0	16.3	38.5	41.5	54.7
Random Lines	72.0	17.0	42.7	46.5	59.8

Figure 5. Comparison of printer speeds.

Apple II™ 16K RAM



49⁹⁵

Compatible with Apple Language Card, Z-80 Soft-card, Fortran, Pascal and CP/M. Assembled, tested and burned-in. With complete instructions and schematics. 90 day warranty.


DA computer products

3375 Woodward Avenue • Santa Clara, California 95050 • 408/988-4408

230⁰⁰

5¼" APPLE COMPATIBLE DISK DRIVE Shugart SA-390 Mechanism


Compatible with Apple Language Card, Z-80 Soft-card, Fortran, Pascal and CP/M. Matching Apple color case and cable. 90 day warranty. Half-height drives for Apple computers are also available.



5¼" FLOPPY BOX

\$21.95 or 2/\$37.50

As shown on our drive above.




APPLE ORGANIZER

\$37.50

FRANKLIN SYSTEM SHELF ALSO AVAILABLE

All accessories are color-coordinated to Apple computers.



PRINTER PEDESTAL I

80 column — \$24.95

PRINTER PEDESTAL II

132 column — \$47.50

99⁹⁵

THE EQUALIZER

Lets you stop your games and come back to finish them later. Will also slow down the speed at which the game takes place.

105 each


CONTROLLER CARDS

With full diagnostics, for the Apple, Franklin Ace, and Basis 108.

Apple and Apple II are registered trademarks of Apple Computers, Inc. Basis 108 is a registered trademark of Basis America
Franklin Ace is a registered trademark of Franklin Computer Corporation.

RGB designs

MINI TAUR II DISK DRIVE



HARDWARE AND SOFTWARE COMPATIBLE WITH

Apple II*, Apple II+*, and Apple 2e*

Franklin ACE* 1000 and 1200

Basis 108*

FEATURES

100% Compatible With ALL Apple Software

Half Track and Full Track Accessing Capability

35 Track and 40 Track Operation

Band Stepper Provides Faster and More Precise Head Positioning

Twice the Storage in the SAME Space as a Standard Apple Drive

User Selectable Write Protection Switch Featuring Three Modes

- Normal Write Protect Operation
- Read Only Always Write Protected
- Write Protect Disable Allows Use of Opposite Side of Diskette

Color Coordinated to Apple Computers

90 Day Warranty 1 Year Warranty Optional

For Dealer and Distributor Information Call:

RGB designs

3375 Woodward Avenue
Santa Clara, CA 95050
408/748-0400

*Apple, Apple II, Apple II+, and Apple 2e are registered trademarks of Apple Computer, Inc. Franklin Ace is a trademark of Franklin Computer Corporation. Basis is a trademark of Basis Incorporated.

EASTCOAST SOFTWARE

ecs... inflation-fighting prices.

HARDWARE

	LIST	SALE
8080 Co-Processor Board	\$845.00	\$645.00
ABT Keypad	125.00	98.00
Adam & Eve Paddles	39.95	27.50
Amdtek 12" Green Mntr	179.00	148.75
Amdtek Color I	399.00	336.25
Apple Cat II Modem	389.00	282.15
Applicard (6MHz)	595.00	460.00
BAM 16 K Card	129.00	75.00
Bufferboard-16K	175.00	135.00
Bufferboard-64K	259.00	175.50
Bufferboard-16K Upgrade	28.00	12.45
Corona 5MB Winchester	2195.00	1975.00
Corona 10MB Winchester	2695.00	2425.00
Echo 2 Speech Synthesizer	199.95	175.85
Graffiti Card	125.00	95.25
Grappler +	165.00	128.00
Joyport	49.95	35.50
Kraft Joystick	64.95	44.90
Kraft Paddles	49.95	34.50
Micro-Sci A2 Disk Drive	345.00	295.25
Micro-Sci Controller Card	100.00	81.70
Microbuffer II-16K	259.00	199.00
Microbuffer II-32K	299.00	230.00
Microbuffer In-Line-64K	349.00	292.50
Micromodem II	379.00	279.65
Micromodem II W/Term	409.00	295.00
Microtek Apple Dumping-GX	159.00	105.50
Microtek Dumping-16K	249.00	169.75
Microtek Dumping-32K	299.00	207.35
Microtek Parallel Interface	139.50	62.85
NEC 1201 12" Green Mntr	285.00	159.00
NEC 1260 12" Green Mntr	149.95	125.00
NEC 8023 Printer	645.00	475.00
NEC JC1212 Color Mntr	399.00	310.00
Pkaso Epson 80/100	175.00	145.00
Pkaso NEC 8023	175.00	145.00
Prowriter 8510 AP Printer	595.00	500.00
Prowriter 2 1550-P Printer	995.00	750.00
Ramcard (Microsoft)	99.95	75.00
Ramex 128 Board	499.00	406.25
Rana Controller Card	135.00	100.55
Rana Elite 1 Disk Drive	379.00	306.25
S.A.M.	124.95	86.35
Sanyo 12" Green Mntr	260.00	198.75
Sanyo 13" Color Mntr	470.00	390.00
Sanyo 9" Green Mntr	200.00	155.00
Saturn 128K RAM Board	499.00	436.25
Saturn 32K RAM Board	219.00	191.25
Saturn 64K RAM Board	349.00	305.00
Smartern Standard	345.00	281.45
Softcard (Microsoft)	345.00	232.45
Softcard Premium System	695.00	500.00
SSM Apple Modem Card	299.00	263.50
SSM Transpak-2	448.00	377.50
Starwriter F10 Printer	1895.00	1562.50
Sup'r Mod Universal	69.95	55.30
Superterm 80-Column Card	349.95	260.00
System Saver Fan	89.95	72.25
Taxan 12" Green Mntr	169.00	124.40
Taxan 12" Amber Mntr	179.00	136.95
Tech Designs Joystick	59.95	41.25
TG Game Paddles	39.95	27.50
TG Joystick	59.95	41.40
TG Joystick-Apple 3	64.95	47.00
TG Select-A-Port	59.95	41.40
TG Trakball	64.95	46.50
Trak 510 Disk Drive	329.00	275.75
Tymac Parallel Interface	139.00	75.40
USI PI-2 12" Green Mntr	210.00	154.55
USI PI-3 12" Amber Mntr	249.00	162.00
USI PI-4 9" Amber Mntr	215.00	154.55
Versacard	199.00	157.00
Videx Enhancer II	149.00	110.00
Videx Function Strip	79.00	60.00
Videx Softswitch	35.00	27.25
Videx Videoterm	345.00	239.00
Videx Videoterm W/Softswitch	375.00	260.00
Wildcard	129.95	110.00
Wizard 16K RAM Card	95.00	62.85
Wizard 80-Column Card	249.00	169.75

HOME/EDUCATION

	LIST	SALE
Algebra I	\$39.95	\$27.60
Algebra II	39.95	27.60
Algebra III	39.95	27.60
Bumble Games	60.00	41.50
Bumble Plot	60.00	41.50
Compu-Math Arithmetic Skills	49.95	34.50
Compu-Spell System	29.95	20.70
Delta Drawing	59.95	43.00
Facemaker	34.95	24.00
Gertrude's Secrets	75.00	51.85
Gertrude's Puzzles	75.00	51.85
Home Accountant	74.95	48.05
Juggles Rainbow	45.00	31.10
Kindercomp	29.95	20.70
Know Your Apple	34.95	24.15
Master Type	39.95	27.60
Preschool IQ Builder	23.95	17.00
Rocky's Boots	75.00	52.50
SAT Word Attack	49.00	33.90
Snooper Troops #2	44.95	32.50
Snooper Troops #1	44.95	32.50
Spelling Bee	29.95	20.70
Story Machine	34.95	24.00
The Menu II	39.95	28.90
Typing Tutor II	24.95	17.55

WORD PROCESSING

	LIST	SALE
1st Class Mail	\$99.95	\$64.10
Apple Writer II Pre-Boot	19.00	13.50
Bank Street Writer	69.95	48.35
Dictionary (On-Line)	99.95	69.00
Easy Writer (Pro)	175.00	121.00
Format II	250.00	170.00
Letter Perfect	149.95	103.75
Magic Window II	150.00	103.60
Magic Window (Original)	99.95	69.00
Pie Writer	149.95	109.25
Screenwriter II	129.95	89.00
Screenwriter Pro	199.95	138.25
Sensible Speller (New)	125.00	86.50
Supertext 40/80	175.00	120.95
Supertext Form Letter	100.00	69.00
Supertext Address Book	49.95	34.50
Supertext 40/56/70	125.00	86.50
Word Handler	199.00	137.55
Wordstar	495.00	342.00

GRAPHICS

	LIST	SALE
Alpha Plot	\$39.50	\$27.25
Alpha Mechanic	29.50	20.35
Complete Graphics Sys	69.95	48.35
E.Z. Draw 3.3	49.95	34.50
Frame Up	29.50	20.35
Graphics Magician	59.95	41.40
Hi-Res Secrets	125.00	86.35
Higher Text Extended	22.50	16.50
Special Effects	39.95	27.60
The "Slide" Show	49.95	35.50
The Artist	79.95	55.25
Type Faces	20.00	13.85
Zoom Grafix	49.95	34.50

UTILITIES

	LIST	SALE
ASCII Express-Pro	\$129.95	\$94.00
Bag of Tricks	39.95	27.60
Data Capture 4.0	64.95	44.85
DOS Boss	24.00	16.60
Flex Text	29.50	20.35
Global Program Line Editor	65.00	47.00
Locksmith 4.1	99.95	72.00
Multidisk Catalog 3	25.00	17.25
Nibbles Away II	69.95	53.25
Pronto DOS	29.50	20.35
Super Disk Copy III	34.95	24.65
Tasc Compiler	175.00	121.50
Tip Disk #1	20.00	13.85
Utility City	29.50	20.35
Videx Videoterm Utility Disk	37.00	25.45
Videx Visicalc Pre-Boot	49.00	34.00
Videx Visicalc Memory Exp.	89.00	73.00

APPLE SOFTWARE

GAMES

	LIST	SALE
AE	\$29.95	\$20.70
All Babba & The 40 Thieves	32.95	22.80
Arcade Machine	59.95	41.40
Aztec	39.95	27.60
Beagle Bag	29.50	20.35
Cannonball Blitz	34.95	24.00
Canyon Climber	29.95	20.95
Castle Wolfenstein	29.95	20.70
Choplifter (Special)	34.95	23.55
Cosmic Balance	39.95	28.90
Crisis Mountain	34.95	24.00
Crush, Crumble & Chomp	29.95	20.70
Deadline	49.95	34.50
Empire I, II or III	39.95	22.75
Flight Simulator	33.50	26.00
Frogger (Special)	34.95	23.55
Jawbreaker	29.95	20.70
Knight of Diamonds	34.95	24.00
Legacy of Lyngmyrn	39.95	28.90
Mask of the Sun	39.95	27.60
Miner 2049er	39.95	28.90
Olympic Decathlon	29.95	20.70
Pinball Construction Set	39.95	27.60
Seafox	29.95	20.70
Spy's Demise	29.95	20.70
Starcross	39.95	27.60
Temple of Apshai	39.95	27.60
Thunderbombs	29.95	20.70
Time Zone	99.95	69.00
Ultima II	59.95	41.40
Ulysess & Golden Fleece	34.95	24.00
Upper Reaches of Apshai	19.95	13.75
Wizard & The Princess	32.95	22.75
Wizardry	49.95	35.50
Zaxxon	39.95	27.60
Zork I, II or III	39.95	27.60

SUPPLIES

	LIST	SALE
Dysan Disks	\$60.00	\$41.50
Elephant Disks (SS/DD)	37.00	25.00
Elephant Disks (SS/SD)	34.00	21.90
Epson MX-100 Ribbon	25.00	16.65
Epson MX-80 Ribbons (2)	28.00	12.55
Flip-N-File	29.95	18.15
Head Cleaning Kit-Perfect Data	29.95	19.20
Maxell MD1 Disks	51.90	30.00
NEC 8023 Ribbons (2)	19.95	17.10
Printer Paper-20" Perf		32.20
Smith Corona TP1 Film Ribbon	7.95	6.35 (+ Shipping)
Starwriter Film Ribbon	5.50	4.50
Starwriter Nylon Ribbon	5.75	4.65
Trunk Floppy Disk Storage	29.95	21.50
Verbatim MD525 Disks	49.00	28.90

BUSINESS

	LIST	SALE
Accounting + Gen. Ledger	\$395.00	\$270.50
Accts Payable-Continental	250.00	160.25
Accts Receivable-Continental	250.00	160.25
Business Forecast Model	100.00	79.65
DB Master	229.95	158.70
DB Master Stat Pac	99.00	69.50
DB Master Utilities	99.00	69.50
Desktop Plan	250.00	179.00
General Ledger-Continental	250.00	160.25
General Manager II	229.95	158.90
Multiplan	275.00	190.50
Payroll-Continental	250.00	160.25
PFS File II or 2E	125.00	85.95
PFS Graph II or 2E	125.00	85.95
PFS Report	125.00	85.95
PFS Report 2E	125.00	85.95
Prop. Management-Continental	495.00	317.35
Versaform	389.00	263.00
Visicalc II or 2E (Special)	250.00	172.00
Visidex	250.00	179.00
Visifile	250.00	179.00
Visischedule	300.00	215.00
Visitrend/Plot	300.00	215.00

Apple is a registered trademark of APPLE COMPUTER INC.

EASTCOAST SOFTWARE

110 West Caracas Avenue
Hershey, PA 17033



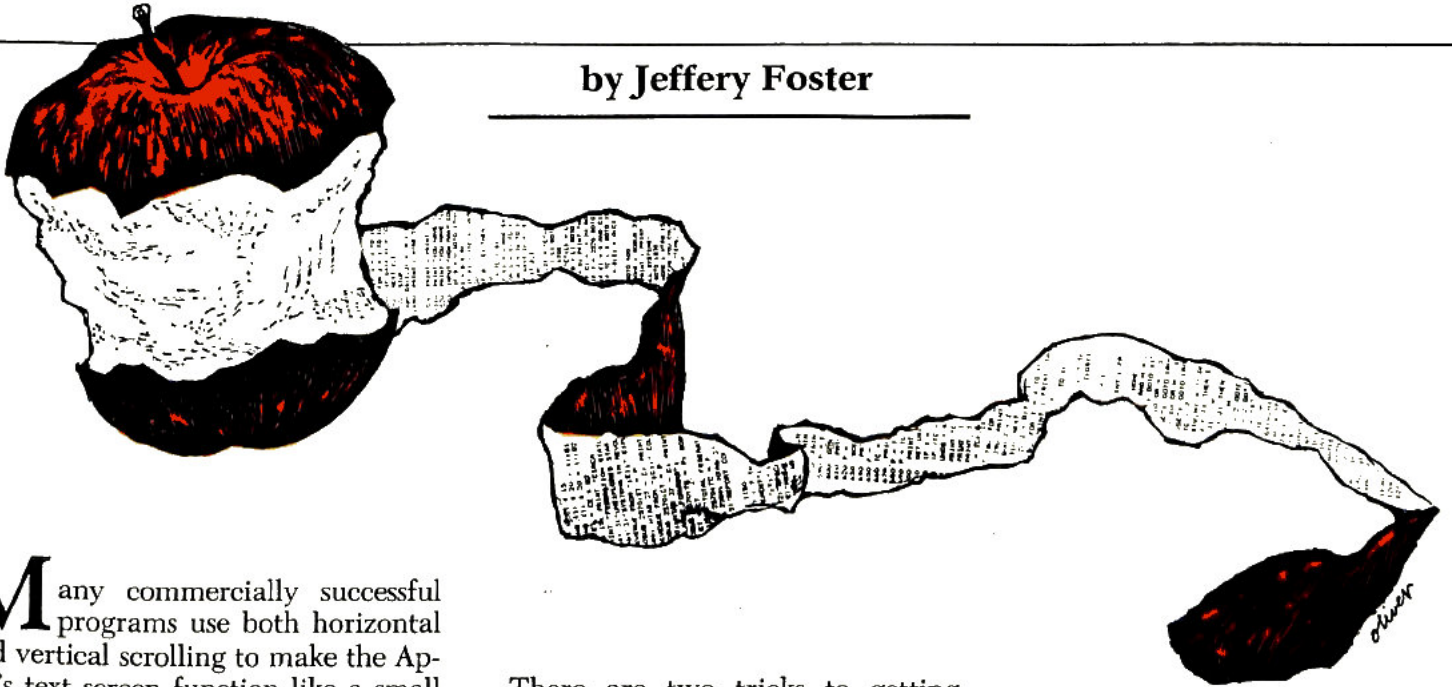
MAIL YOUR ORDER OR CALL (717) 533-8125

Shipping 1% (\$2.50 min.)
C.O.D. Add An Additional \$2.50
Foreign FPO-APO Orders We Ship
Air Mail...Add 7% (U.S. Currency Only)
No Minimum Order
Visa-Mastercard-C.O.D.-Check
Prices Subject To Change

Peeling the Apple Text Screen

Jump right into assembly language programming and teach your Apple some fast moves at the same time.

by Jeffery Foster



Many commercially successful programs use both horizontal and vertical scrolling to make the Apple's text screen function like a small "window" outlining a portion of a much larger spreadsheet or data list. This could be done in Applesoft Basic by clearing the screen and rewriting the data in a new position. However, the result would be too slow to be practical. Machine (or assembly) language routines, on the other hand, work fast enough to accomplish this feat easily.

Writing a program in assembly language may appear to be an insurmountable task for the newly-addicted microcomputerist, what with all those bytes and bits to keep track of, and no variable names! However, for anyone who has looped and branched their way through Basic programs, assembly language programming should be the next nut to crack.

There are two tricks to getting started in assembly language programming:

- 1) Find a small application such as a subroutine you can CALL from your Basic program. (Very few people want to write a revised version of DOS 3.3, in 10.5K of code, without substantial prior experience.)
- 2) Find someone else's routine that you can modify to do your task. There is a myriad of useful assembly language subroutines in the system monitor, and they are all listed in Appendix C of your *Apple II Reference Manual*.

Making the Apple's screen scroll is an excellent case in point. The monitor has a routine to scroll the screen up, since this is necessary in order to print more than 24 lines of text, but has no

routines to scroll in the other three directions.

Monitor Routine

The monitor's scrolling routine is located at \$FC70 (64624 or -912 for those of you without the 16 fingers required to count in hexadecimal) and scrolls only the part of the screen in the current text window. It is shown in Listing 1, assembled by the monitor's List command. (Read Chapter 3 in the

Jeffery Foster is a programmer who is establishing his own software business. Address correspondence to him at Bizwerks Inc., PO Box 943, Grants, NM 87020.

Table 1.
Addresses pertaining to the text screen.

Hex	Decimal	Normal Range	Description
\$20	32	0-39	Leftmost column in text window minus 1.
\$21	33	1-40	Width of text window.
\$22	34	0-23	Top row of text window minus 1.
\$23	35	1-24	Bottom row of text window.
\$25	37	0-23	Vertical cursor position.
\$28	40	\$10, \$28, \$50 \$80, \$A8, \$D0	Low order byte of base address for current line.
\$29	41	\$4, \$5, \$6, \$7	High order byte of base address for current line.
\$2A	42	\$00, \$28, \$50 \$80, \$A8, \$D0	Low order byte of base address for previous line.
\$2B	43	\$4, \$5, \$6, \$7	High order byte of base address for previous line.

Reference Manual and return.) It calls two secondary monitor routines. \$FC24 calculates the address of the leftmost character position on the current line (for the currently defined text window), and \$FC95 clears the bottom line when routine \$FC70 is done. These two routines in turn use routines \$FC22 and \$FBC1 to accomplish their tasks. (The avid student will immediately draw a flow chart to show this

relationship.)

Some pertinent addresses for analyzing these routines are given in Table 1. For the actual screen addresses refer to Map of the Text Screen, Figure 1 on page 16 of the Reference Manual. (Now do you see why it is called a "reference" manual?) Routine \$FC70 starts at the row stored in location \$22 (the top row) and increments it until it reaches the row number found in location \$23, looping through all 40 columns, if necessary, for each row.

Scroll Down

This routine was modified as shown in Listing 2 to start at one less than the row stored in location \$23 (the base address calculation scheme expects to see row numbers numbered from \$0 to \$17, not 1 to 24) and decrement it until it reaches the row number stored in location \$22. This action scrolls the text window down.

Scroll Sideways

The two sections of code in Listings 3 and 4 scroll the text window right

and left. These programs are somewhat simpler, since they handle only a single line at a time and loop from top to bottom.

Advanced or intermediate assembly language programmers will recognize the use of the indirect indexed addressing mode to accomplish the character moving and may wish to examine the monitor routine from \$FBC1 to \$FBD8 in detail to see how the screen addresses on the Map of the Text Screen are calculated. This involves some tricky binary mathematics (but most of you have at least two fingers!).

Entering Routines

The three new routines may be entered from the listings using the Mini-Assembler if you have an Apple II. If you have an Apple II Plus you will need a language card to use the Mini-Assembler, and you must enter the monitor from Integer Basic, then call the Mini-Assembler as described on page 49 (that's in Chapter 3, which you just read) of the Reference Manual. A hex dump of all three routines is shown in Listing 5, if you must resort to byte-by-byte entry, but be sure to use the monitor List command (L) and check your programs with the assembled lists,

The machine language entry points and the corresponding decimal values to use with a call from Basic are:

```
$FC70 -912 Scroll Up
$320 800 Scroll Down
$34C 844 Scroll Right
$36E 878 Scroll Left
```

Once you have entered these programs they may be moved anywhere, since they are relocatable. The only absolute references are to routines in the monitor, which is in ROM and will not move.

Applesoft Demonstration

A demonstration program written in Applesoft is shown in Listing 6. It

```
JCALL-151
*FC70L
FC70- A5 22 LDA $22
FC72- 48 PHA
FC73- 20 24 FC JSR $FC24
FC76- A5 28 LDA $28
FC78- 85 2A STA $2A
FC7A- A5 29 LDA $29
FC7C- 85 2B STA $2B
FC7E- A4 21 LDY $21
FC80- 88 DEY
FC81- 68 PLA
FC82- 69 01 ADC #$01
FC84- C5 23 CMP $23
FC86- B0 0D BCS $FC95
FC88- 48 PHA
FC89- 20 24 FC JSR $FC24
FC8C- B1 28 LDA ($28),Y
FC8E- 91 2A STA ($2A),Y
FC90- 88 DEY
FC91- 10 F9 BPL $FC8C
FC93- 30 E1 BMI $FC76
```

Listing 1. Monitor scroll up routine.

```
*
JCALL-151
*320L
0320- A5 23 LDA $23
0322- 38 SEC
0323- E9 01 SBC #$01
0325- 48 PHA
0326- 20 24 FC JSR $FC24
0329- A5 28 LDA $28
032B- 85 2A STA $2A
032D- A5 29 LDA $29
032F- 85 2B STA $2B
0331- A4 21 LDY $21
0333- 88 DEY
0334- 68 PLA
0335- C5 22 CMP $22
0337- D0 03 BNE $033C
0339- 4C 95 FC JMP $FC95
033C- 38 SEC
033D- E9 01 SBC #$01
033F- 48 PHA
0340- 20 24 FC JSR $FC24
0343- B1 28 LDA ($28),Y
XL
0345- 91 2A STA ($2A),Y
0347- 88 DEY
0348- 10 F9 BPL $0343
034A- 30 DD BMI $0329
```

Listing 2. Scroll down routine.

```
JCALL-151
*34CL
034C- A5 22 LDA $22
034E- 48 PHA
034F- 20 24 FC JSR $FC24
0352- A4 21 LDY $21
0354- 88 DEY
0355- F0 0A BEQ $0361
0357- 88 DEY
0358- B1 28 LDA ($28),Y
035A- C8 INY
035B- 91 28 STA ($28),Y
035D- A9 00 LDA #$00
035F- F0 F3 BEQ $0354
0361- A9 A0 LDA #$A0
0363- 91 28 STA ($28),Y
0365- 68 PLA
0366- 18 CLC
0367- 69 01 ADC #$01
0369- C5 23 CMP $23
036B- 90 E1 BCC $034E
036D- 60 RTS
```

Listing 3. Scroll right routine.

Son of "The Inflation Fighter"™

The "ORANGE+TWO"™ \$1095

Suggested
List Price

New Math from Orange+ Computer Systems

Z80A CPU + 6502 CPU = "ORANGE+TWO"™

We give you two computers for the price of one, because we've put them both in the same machine. The "ORANGE+TWO"™ is the latest "state of the art" personal business/home computer with two microprocessors, each operating independently. Consider: CP/M 3.0™, Digital Research's new enhanced CP/M version, AND 6502. That means the "ORANGE+TWO"™ will run thousands of currently available programs, including some of the most popular business and game software on the market today. And, it uses the new easy-to-learn, easy-to-program language: ORANGEFORTH-83.

Apple®-Compatible



STANDARD FEATURES:

- Z80A plus 6502 microprocessing units
- + 64K RAM Bank Switchable, fully expandable
- + Built-in disk drive controller for two drives
- + Programmable ASCII keyboard with numeric keypad and auto repeat
- + Built-in control-reset function
- + Audio volume control switch
- + High resolution video display with graphics

The "ORANGE+TWO"™ is the pacesetter of the future. Why buy 1970's technology at 1983 prices, when you can purchase two computers for the cost of one. Ask your favorite dealer for the "ORANGE+TWO"™.

- + Cassette interface for tape backup unit
- + Game input and output connector for joystick
- + Operating languages: ORANGEFORTH-83, CP/M 3.0
- + Streamlined, high-impact case with removable lid, allowing full access to interior
- + Metal base plate with motherboard connectors for fast board removal and replacement
- + 110/220 switch selectable power supply. Operating range 47-65 Hz
- + Programmable EPROMS (2764). Allows user to do custom ROM programming

The "ORANGE+TWO"™ carries a full 90 day warranty. Nine-month extended warranty is available for an additional \$99.00. Prices & Specifications are subject to change without notice. Limited quantities are subject to availability.

(213) 999-5210

Allow 30 days for delivery from receipt of order.

*California residents add 6½% sales tax.

If "ORANGE+TWO"™ is not available locally, you can order factory direct. To order factory direct, call or send bank check or money order for \$1095* to Collins International Trading Corporation, 23801 Calabasas Road, Suite 2050, Calabasas, CA. 91302. Add \$25 For UPS Shipping & Handling otherwise it is shipped freight collect F.O.B. Los Angeles. Continental U.S. Only · Weight 18 lbs.

enables you to define a text window, fills it with random characters (somewhat slowly), and uses the arrow keys and the A and Z keys to call any of the four scrolling routines at a single keystroke. The random characters are thereby moved about the screen until they have all disappeared off one of the four edges. Your own Applesoft application program can be written to write new data to the screen as the old data is scrolled off—even making an endless loop and/or inserting your disk drive in the loop for very large datasets.

If you cannot do this yet, try the demonstration program, since the speed with which assembly language works is dramatically evident. Even (with a full-screen text window (1024 characters moved one at a time from one position to another) the text appears to move as an entire block. Compare this to the speed with which

JCALL-151

X36EL

```

036E- A5 22 LDA $22
0370- 48 PHA
0371- 20 24 FC JSR $FC24
0374- A0 00 LDY #$00
0376- C8 INY
0377- C4 21 CPY $21
0379- F0 0A BEQ $0385
037B- B1 28 LDA ($28),Y
037D- 88 DEY
037E- 91 28 STA ($28),Y
0380- C8 INY
0381- A9 00 LDA #$00
0383- F0 F1 BEQ $0376
0385- A9 A0 LDA #$A0
0387- 88 DEY
0388- 91 28 STA ($28),Y
038A- 68 PLA
038B- 18 CLC
038C- 69 01 ADC #$01
038E- C5 23 CMP $23
XL
0390- 90 DE BCC $0370
0392- 60 RTS

```

Listing 4. Scroll left routine.

X

JCALL-151

X320.34B

```

0320- A5 23 38 E9 01 48 20 24
0328- FC A5 28 85 2A A5 29 85
0330- 2B A4 21 88 68 C5 22 D0
0338- 03 4C 95 FC 38 E9 01 48
0340- 20 24 FC B1 28 91 2A 88
0348- 10 F9 30 DD
X34C.36D

034C- A5 22 48 20
0350- 24 FC A4 21 88 F0 0A 88
0358- B1 28 C8 91 28 A9 00 F0
0360- F3 A9 A0 91 28 68 18 69
0368- 01 C5 23 90 E1 60
X36E.392

036E- A5 22
0370- 48 20 24 FC A0 00 C8 C4
0378- 21 F0 0A B1 28 88 91 28
0380- C8 A9 00 F0 F1 A9 A0 88
0388- 91 28 68 18 69 01 C5 23
0390- 90 DE 60

```

Listing 5. Hex dump.

Applesoft fills the window with random characters. Then, as a homework assignment, write an assembly language routine to replace the For...

Next loop in statement 110 to speed up the character filling. By then you will have become an assembly language programmer. ■

Circle 60 on Reader Service card.

**SW SOUTHWIND
COMPUTER SALES**
R.D. 2, Box 242A, Dundee, N.Y. 14837

1/2 PRICE MEDIA SALE

For every one package of 10 discs bought at the regular price you can buy one package at half price.

Hurry and send your order for this really BIG savings!!! Quantities are limited.

Ship To:
Name
Address
City
State Zip

	Reg. Price	Qty. at Reg. Price	Qty. at 1/2 Price
VERBATIM	\$40.00	_____	_____
3 M	37.00	_____	_____
5 1/4" SS/DD/hub rings			

Also:	Reg. Price	Sale	Quantity
FLIP 'N' FILE (Stores 50 5 1/4" diskettes)	\$30.00	\$25.50	_____
FLIP PAK (Stores 10 5 1/4" diskettes)	4.50	3.82	_____

Shipping & Handling \$2.00

Total Amount Enclosed _____

N.Y. Residents add appropriate sales tax

JLIST


```

5 D$ = CHR$(4): PRINT D$;"BLOODSCROLL"
10 TEXT : HOME : NORMAL : VTAB 5: PRINT "
  <<WINDOW SCROLLING DEMONSTRATION>>"; VTAB
  8: PRINT " COLUMN NOS. ARE 1 THRU 4
  0": PRINT " ROW NOS. ARE 1 THRU
  24": PRINT
20 INPUT "ENTER COL NO OF LEFTMOST COLUMN="
  >";LC
30 INPUT "ENTER COL NO OF RITEMOST COLUMN="
  >";RC
40 INPUT "ENTER ROW NO OF TOP ROW IN WINDOW
  ==>";TR
50 INPUT "ENTER ROW NO OF BOTTOM ROW IN WIN
  DOW==>";BR
60 IF LC < 1 OR RC > 40 OR LC > RC THEN 300
70 IF TR < 1 OR BR > 24 OR TR > BR THEN 300

80 NC = (RC - LC + 1) * (BR - TR + 1)
90 HOME : PRINT : PRINT : PRINT "YOUR WINDO
  W CONTAINS ";NC: PRINT "CHARACTER SPACE
  S": PRINT
95 PRINT " YOU CAN SCROLL THE WINDOW USING
  THE ARROW KEYS FOR LEFT AND RIGHT AN
  D THE A AND Z KEYS FOR UP AND DOWN."
96 PRINT " PRESS THE F KEY TO REFILL THE W
  INDOW WITH CHARACTERS OR THE W KEY TO
  DEFINE A NEW WINDOW. HIT RETURN TO STA
  RT": GET A$
100 POKE 32,LC - 1: POKE 33,RC - LC + 1: POKE
  34,TR - 1: POKE 35,BR
110 HOME : CALL - 1998: HOME : FOR I = 1 TO
  NC - 1: PRINT CHR$( INT (59 * RND (1
  ) + 32));: NEXT
120 GET A$:A = ASC (A$)
130 IF A = 8 THEN CALL 878
132 IF A = 21 THEN CALL 844
134 IF A = 65 THEN CALL - 912
136 IF A = 90 THEN CALL 800
138 IF A = 70 THEN 110
140 IF A = 87 THEN 10
150 GOTO 120
300 PRINT : PRINT : PRINT CHR$( 7); CHR$( 7);
  CHR$( 7);: FLASH : PRINT "ILLEGAL T
  EXT WINDOW";: NORMAL : PRINT " PLEASE
  REDEFINE": FOR I = 1 TO 1500: NEXT : GOTO
  10
310 END

```

Listing 6. Demonstration program.



Dot Matrix Printer Interfaces with Apple II
 Featuring an Apple II-compatible parallel interface, Addmaster Corporation has produced a new dot matrix printer, Model 170. The interface includes a Centronics-type handshake and DB-25 interface connector, Baudot, and day and time clock. The Model 170 provides 18 or 21 characters per line, 6 lines per inch print density, on standard 2 1/2" adding machine tape. Designed to use with personal computers, Model 170 will produce hard and carbonless copies of programs, data or results. Write Addmaster Corporation, 416 Junipero Serra Dr., San Gabriel, CA 91776 or call 213/285-1121.

DISKETTES

maxell. VERBATIM

100% ERROR FREE
 5% SS/DD 28.95 (BOX 10)

DATALIFE
 5% SS/DD 24.95 (BOX 10)



CAPTAINS SPECIAL
 BUY ONE BOX MAXELL GET 10% OFF 2nd BOX

VERBATIM HEAD CLEANING 8.95 KIT
 WITH ORDER OF DISKS MX-80 CARTRIDGE 4.95 EA.

ADD 2.00 SHIP 5% TAX IN FLA.
800-327-1013

MEGA-BYTE DEPT. IC
 4699 S.W. 45th STREET
 FORT LAUD., FLA 33314
 305-587-1130

FREE APPLE TIP CHART

(Free Chart With Purchase—A \$3.50 VALUE)
FREE! For beginners AND pros! An exclusive collection of useful Apple info and programming hints printed on one big poster—A unique reference and valuable Apple teaching tool that you won't want to be without!

Fast Louie offers this attractive poster FREE to software purchasers. If it's for the Apple, there's an excellent chance that FAST LOUIE has it! Here are just a few examples from our giant Discount Software Warehouse.
 (WRITE FOR FREE complete Catalog.)

- | | |
|--|-----------------|
| <input type="checkbox"/> New! | Louie (Retail) |
| <input type="checkbox"/> ALPHA PLOT | 33.50 (39.95) |
| <input type="checkbox"/> APPLE MECHANIC | 25.00 (29.95) |
| <input type="checkbox"/> ARCADE MACHINE | 50.95 (59.95) |
| <input type="checkbox"/> BAG OF TRICKS | 33.50 (39.50) |
| <input type="checkbox"/> BUDGE 3-D GRAPHICS .. | 33.50 (39.95) |
| <input type="checkbox"/> CHOPLIFTER | 29.95 (34.95) |
| <input type="checkbox"/> DOUBLE-TAKE | 29.95 (34.95) |
| <input type="checkbox"/> FLEX TEXT | 25.00 (29.95) |
| <input type="checkbox"/> FLIGHT SIMULATOR .. | 28.50 (33.50) |
| <input type="checkbox"/> FROGGER | 29.95 (34.95) |
| <input type="checkbox"/> G.P.L.E. | 55.00 (65.00) |
| <input type="checkbox"/> GRAPHICS MAGICIAN .. | 50.95 (59.95) |
| <input type="checkbox"/> HOME ACCOUNTANT ... | 63.50 (74.95) |
| <input type="checkbox"/> JOYSTICK (T.G.) | 50.95 (59.95) |
| <input type="checkbox"/> KNOW-YOUR-APPLE .. | 29.95 (34.95) |
| <input type="checkbox"/> MASTER TYPE | 33.50 (39.95) |
| <input type="checkbox"/> MINER 2049er | 33.50 (39.95) |
| <input type="checkbox"/> MONEY-DECISN. 1-or-2 | 165.00 (199.00) |
| <input type="checkbox"/> PINBALL CONST. SET .. | 33.50 (39.95) |
| <input type="checkbox"/> PRONTO-DOS | 25.00 (29.95) |
| <input type="checkbox"/> SPECIAL EFFECTS | 33.50 (39.95) |
| <input type="checkbox"/> TIP DISK*1 | 17.50 (20.00) |
| <input type="checkbox"/> TYPEFACES | 17.50 (20.00) |
| <input type="checkbox"/> UTILITY CITY | 24.50 (29.95) |
| <input type="checkbox"/> WABASH DISKS (10) .. | 25.00 (29.95) |
| <input type="checkbox"/> ZOOM GRAFX | 33.50 (39.95) |

Fast Louie tops the discount competition with IMMEDIATE SHIPPING plus Big Bonuses like our brand new APPLE TIP CHART. Phone us now, TOLL FREE, with your Visa or MasterCard nos., OR mail U.S. check or money order.

SPECIAL DISCOUNTS!
 Order any three items from Fast Louie and DEDUCT 15% from ANY 4th-ITEM. FREE SHIPPING on orders over \$85.00.

Card-Purchases and Personal Checks CLEARED SAME-DAY for IMMEDIATE PROCESSING of your Software Orders!

(School P.O.'s Processed Immediately Too!)

Software Orders Only, 24-hours-a-day—
Phone TOLL FREE
1-800-428-7825 ext.99
 (California: 1-800-428-7824 ext.99)

Or mail U.S. Check or Money Order to:
FAST LOUIE'S
DISCOUNT APPLE SOFTWARE
 Post Office Box 1495
 Auburn, California 95603
 Orders under 85.00 must add 2.50 shipping. California add 6% / Foreign 4.50 / COD 3.00

AIR NAVIGATION TRAINER

by KEN WINOGRAD



Here's What They're Saying About ANT:
PEELINGS II** (Dec 1982): "... the functioning of the trainer is just like areal aircraft navigating by radio. Air Navigation Trainer is an excellent learning aid and using it is easy. Although it is not a game, it is also fun to use."
INFOWORLD*** (9/20/82): "... the program is 'bomb-proof'. After using the program for many hours, I feel I am a sharper pilot, and I did it at home — not in the air at a cost of \$40 to \$50 per hour."

- FEATURES:**
- High Resolution Graphics
 - Sound Effects Includes Station ID's
 - 6 VOR's (VHF Omni-range Radar)
 - 2 VOR Receivers (adjustable OBS)
 - 2NDG's (Non-Directional Beacon)
 - 1 ADF (Automatic Direction Finder)
 - 4 Different Simulations & VOR Demo
 - Ground Track Map (Adjustable)
 - Constant Or Variable Wind S. Action
 - Wind Magnitude & Direction Adjust
 - Resettable Elapsed Time Indicator
 - Can Be Flown Real-Time or Faster
 - Full Documentation (Beginners, Tool)
 - Hold on a VOR or NDB Fix

\$40.00 (U.S. Funds).
AIR NAV TRAINER..... A HIGHER EDUCATION
 Requires APPLE II/II+/III/III, 48K, DOS 3.3, AS in ROM (or equiv.)
 At Your Local Dealer or Direct From:
SPACE-TIME ASSOCIATES
 20-39 Country Club Drive
 Manchester, NH 03102
(603) 625-1094

P.F.S.* Users, Time is Money!

Your entire program can run 2 1/2 times faster with our **New Speedup System!**

*trademark, Software Pub. Co.



The Lobero Building P.O. Box 2342
 Santa Barbara, Ca. 93120
 (805) 966-1140 Telex 658439

wabash

six-year warranteed

DISKETTES!
\$18.95/box (10)
 with **FREE library case!**

5 1/4" single-side, single-density; double-density add \$2/box. 8" disks comparably priced. Add \$2 per order shipping. In Illinois add 6% sales tax. Immediate shipment on VISA, Master Card or Money Order; Add 14 days for personal checks.

CALL TOLL FREE (800) 222-1248
 In Illinois Call (312) 882-8315
 Call for our volume discount price!

DIGITAL IMAGES
 Box 94,1005, Schaumburg IL 60194

Subscription Problem?

inCider does not keep subscription records on the premises, therefore calling us only adds time and doesn't solve the problem. Please send a description of the problem and your most recent address label to:

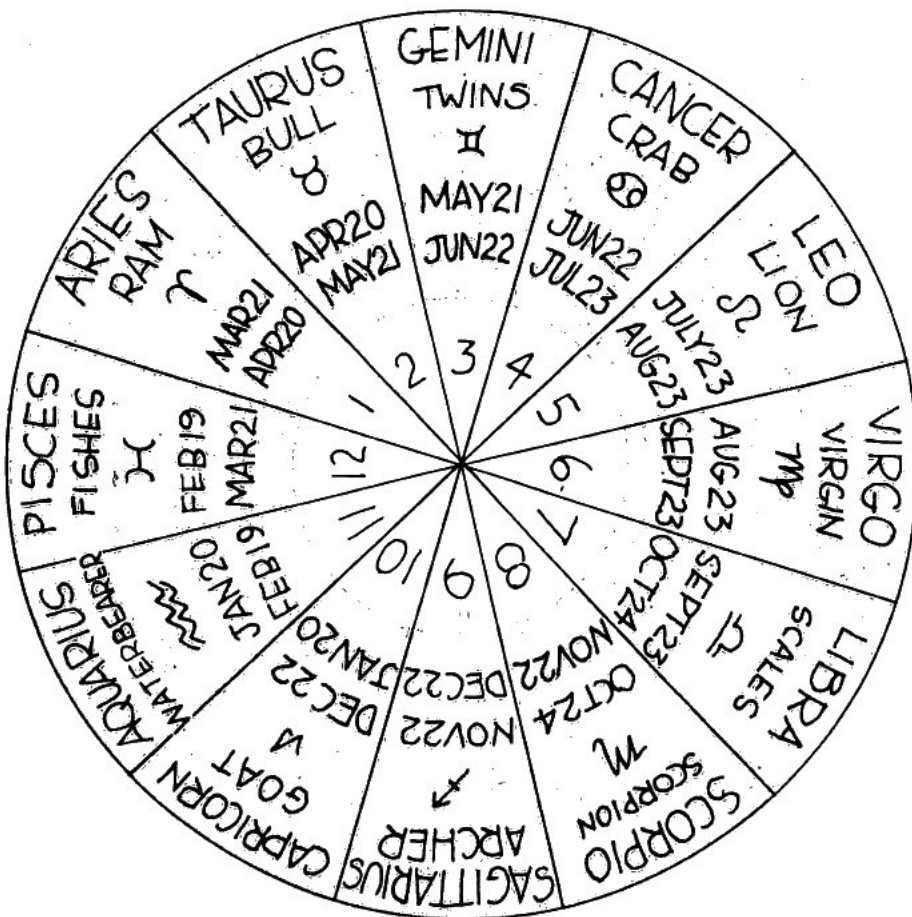


Subscription Dept.
 PO Box 911
 Farmingdale, NY 11737
 Thank you and enjoy your subscription

Start Your Own Business!

It's probably true that four out of five new businesses fail in their first year. Obviously you need something special to succeed. Well, maybe you have it.

by Paul Raymer



would be playing some expensive hires game instead of quietly (and cheaply) reading this publication. All you need now is luck—and my secret formula for wealth.

The Secret

Write and sell original computer programs based on *your* hobbies, interests or skills. (End of secret).

The Obvious

Leave the programs which have anything to do with music to Paul Lutus. Forget trying to make arcade games—that is for the Carlston family. And you don't have a chance at adventure stuff as long as Bob Clardy is at work. Pick a subject *you* know best and develop it into a program others will want to use and buy.

The best example I can provide is based on my own hobbies of gambling, desert skiing and astrology.

Obviously, I am very reluctant to share my gambling secrets with anyone since I have done so well at the craps tables in Vegas. Done so well, in fact, that I am almost even!

Desert skiing attracts a limited number of participants, particularly

As any successful businessperson can tell you, it takes only a few ingredients to make it big in the business world: a willingness to work, a reasonable amount of money, a little luck and one helluva good idea.

As far as the rest of it goes—you are on your own! For, after all, you very likely have all it takes to succeed. You obviously are a glutton for work, or you wouldn't be pounding in programs from this magazine; you certainly must have a few bucks set aside or you

Paul Raymer (Paul's Electric Computer, 3464 Townhouse Drive, Las Vegas, NV 89121) is a defrocked English teacher who writes magazine articles in an attempt to restore his former status, or at least get his library card back.

Program listing. Paul's Electric Horoscope.

```
100 TEXT : HOME : CLEAR
110 REM
120 REM ELECTRIC HOROSCOPE
130 REM
140 REM PAUL RAYMER
150 REM
```

```
=====
PAUL'S ELECTRIC COMPUTER
BOX 42831
LAS VEGAS NV 89116
=====
```

```
160 REM VI/I/MCMLXXXII
170 REM
180 INPUT "WHAT IS YOUR NAME? ";N$
181 IF LEN (N$) = 0 THEN N$ = "STRANGER"
190 HOME : PRINT "THANK YOU, ";N$
200 INPUT "WHAT IS YOUR SIGN? ";S$
210 HOME
220 H$ = LEFT$ (S$,3)
230 IF H$ = "ARI" THEN 1000
240 IF H$ = "TAU" THEN 2000
250 IF H$ = "GEM" THEN 3000
260 IF H$ = "CAN" THEN 4000
270 IF H$ = "LED" THEN 5000
280 IF H$ = "VIR" THEN 6000
290 IF H$ = "LIB" THEN 7000
300 IF H$ = "SCO" THEN 8000
310 IF H$ = "SAG" THEN 9000
320 IF H$ = "CAP" THEN 10000
330 IF H$ = "AQU" THEN 11000
340 IF H$ = "PIS" THEN 12000
350 PRINT CHR$ (7): GOTO 100
1000 REM
```

```
=====
ARIES
=====
```

```
1005 R = INT (3 * RND (1)) + 1
1010 ON R GOTO 1100,1200,1300
1100 VTAB 1: HTAB 18: PRINT "OTHERS"
1105 VTAB 13: HTAB (40 - LEN (N$)) / 2: PRINT N$
1110 SPEED= 150
1115 FOR X = 1 TO 40 STEP 2
1120 RR = INT (3 * RND (1)) + 1
1125 IF RR = 1 THEN H = - 1
1130 IF RR = 2 THEN H = 0
1135 IF RR = 3 THEN H = 1
1140 VTAB 7 + H: HTAB X: PRINT "*"
1145 VTAB 7: HTAB X + 1: PRINT "*"
1150 NEXT X
1155 FOR X = 1 TO 40
1160 VTAB 20: HTAB X: PRINT "*"
1165 NEXT X
1170 VTAB 22: HTAB 1: PRINT "YOU ARE VERY DIRECT"
1175 GOTO 22222
1200 FOR X = 1 TO 20
1205 VTAB X: HTAB 10: PRINT "OTHERS"
1210 NEXT X
1215 FOR Z = 1 TO 1000: NEXT Z
1220 FOR X = 19 TO 1 STEP - 1
1225 VTAB X: HTAB 10: CALL - 868: PRINT N$
1230 VTAB X + 1: HTAB 10: CALL - 868: PRINT "OTHERS"
1235 FOR Z = 1 TO 250: NEXT Z
1240 NEXT X
1245 VTAB 22: HTAB 1: PRINT "YOU PUT YOURSELF AHEAD OF OTHERS": GOTO 22
222
1300 FOR X = 1024 TO 2039
1305 POKE X,32
1310 NEXT X
1315 FOR X = 1025 TO 2040
1320 POKE X,160: POKE X - 1,32
1325 NEXT X
1330 VTAB 22: HTAB 1: PRINT " YOU ARE HIGHLY ENERGETIC, ";N$;" ": GOTO
22222
2000 REM
```

```
=====
TAURUS
=====
```

```
2005 R = INT (3 * RND (1)) + 1
2010 ON R GOTO 2100,2200,2300
2100 SPEED= 200: NN$ = N$ + CHR$ (32)
2105 L = INT (39 / LEN (NN$))
2110 FOR X = 1 TO 20
2115 FOR Y = 1 TO L
2120 PRINT NN$;
2125 NEXT Y
2130 PRINT
2135 NEXT X
2140 SPEED= 50: VTAB 22: HTAB 1: PRINT "YOU ARE SELF-INDULGENT": GOTO 2
2222
2200 VTAB 10: PRINT "YOU ARE VERY PATIENT, "
2205 FOR X = 1 TO LEN (N$)
2210 VTAB 10: HTAB 22 + X: PRINT MID$ (N$,X,1)
2215 FOR Z = 1 TO 2000: NEXT Z
2220 NEXT X
2225 GOTO 22222
2300 GOSUB 2350: VTAB 1: PRINT "YOU"
```

Listing continued.

since very few areas in the United States have the flat, snowless terrain essential for this taxing and debilitating outdoor sport.

The Only Choice

Astrology is certainly a good choice. It has a wonderful history reaching back into the days of the ancients, long before the pharaohs of Egypt built the pyramids, before Aristotle, Galileo, even before the founders of ancient Rome—ROMulus and RAMus.

It is said by those who follow this ancient art that modern astrology is really a combination of astronomy and computer science. While I do not entirely agree with that concept, I believe that until we get a better definition of "computer literacy," it is as good a definition as any. I am sure all of you, except those of the Taurus persuasion, will agree.

Actually, I have some doubts about the whole field of astrology, but then most Aquarians feel the same way. Without getting too deep in the technical aspects of the whole thing, which can get to be a real drag, it may be enough to concede that some very interesting insights may be learned about people, if one knows his/her sign of the zodiac. If you wish to learn more about why there are 12 signs in the celestial zodiac, where each sign got its name, why each sign contains exactly 30 degrees of space and what the original name for Virgo was before it was cleaned up, you may wish to read "Why is Gaul Divided into Only Three Parts?" a quasi-scientific paper by this author which uncovers real Latin names for many of the stars now in the sky, explains why we only have 12 months in a year and what effect the sun and moon have on the social drinker.

I will only get into the moneymaking aspects of astrology in this article. Intensive research has revealed that 82 percent more readers of the *Enquirer*, *Star*, *Playboy* and *People* magazines read horoscopes on a regular basis than readers of *The New York Times*, *Christian Science Monitor* and *The Wall Street Journal*. With this vital information, and knowing that thousands of people own (or at least are making payments on) an Apple—it is obvious that a well-written astrology

Listing continued.

```

2305 GOSUB 2350: VTAB 2: PRINT "HAVE"
2310 GOSUB 2350: VTAB 3: PRINT "STRONG"
2315 GOSUB 2350: VTAB 4: PRINT "POWERS"
2320 GOSUB 2350: VTAB 5: PRINT "OF"
2325 RR = INT (3 * RND (1))
2330 ON RR GOTO 2335,2340,2345
2335 GOSUB 2350: VTAB 7: PRINT "ENDURANCE!": CALL - 958: GOTO 22222
2340 GOSUB 2350: VTAB 7: PRINT "PERSISTANCE!": CALL - 958: GOTO 22222
2345 : GOSUB 2350: VTAB 7: PRINT "DETERMINATION!": CALL - 958: GOTO 222
22
2350 VTAB 22: HTAB 2: PRINT " === PRESS ANY KEY TO CONTINUE === "; GET
A$: FOR Z = 1 TO 1000: NEXT Z: HTAB 1: RETURN
3000 REM

```

=====

GEMINI

=====

```

3005 R = INT (3 * RND (1)) + 1
3010 ON R GOTO 3100,3200,3300
3100 SPEED= 175
3105 FOR X = 1 TO 10
3110 RR = INT (4 * RND (1))
3115 FOR Y = 1 TO LEN (N$)
3120 PRINT MID$ (N$,Y,1); SPC (RR);
3125 NEXT Y
3130 PRINT : PRINT
3135 NEXT X
3140 VTAB 22: PRINT N$; ", YOU ARE VERY ADAPTABLE": GOTO 22222
3200 FOR X = 1 TO 24
3205 RR = INT (4 * RND (1)) + 1
3210 IF RR = 1 THEN A$ = "GERMAN"
3215 IF RR = 2 THEN A$ = "FRENCH"
3220 IF RR = 3 THEN A$ = "SPANISH"
3225 IF RR = 4 THEN A$ = "BASIC"
3230 PRINT A$,
3235 IF X / 3 = INT (X / 3) THEN PRINT
3240 NEXT X
3245 VTAB 20: HTAB 1: PRINT "YOU HAVE A FLAIR FOR LANGUAGES, ";N$
3250 GOTO 22222
3300 FOR Y = 1 TO 5
3305 FOR X = 1 TO LEN (N$)
3310 RR = INT (3 * RND (1))
3315 POKE 1288 + V + 2 * X, (ASC (MID$ (N$,X,1)) - 64) + (RR * 64)
3320 FOR Z = 1 TO 100: NEXT Z
3325 NEXT X
3330 V = V + 128
3335 NEXT Y
3340 VTAB 20: PRINT "YOU ARE CHANGEABLE & RESTLESS, ";N$: GOTO 22222
4000 REM

```

=====

CANCER

=====

```

4005 R = INT (3 * RND (1)) + 1
4010 ON R GOTO 4100,4200,4300
4100 RR = INT (3 * RND (1)) + 1
4105 IF RR = 1 THEN A$ = "SUNRISE IN A COAL MINE"
4110 IF RR = 2 THEN A$ = "INSIDE A REFRIGERATOR WITH DOOR CLOSED"
4115 IF RR = 3 THEN A$ = "THE TV MONITOR WITH POWER OFF."
4120 INVERSE : FOR X = 2 TO 39: VTAB 2: HTAB X: PRINT CHR$ (32): VTAB
18: HTAB X: PRINT CHR$ (32): NEXT X
4125 FOR Y = 2 TO 18: VTAB Y: HTAB 2: PRINT CHR$ (32): VTAB Y: HTAB 39
: PRINT CHR$ (32): NEXT Y: NORMAL
4130 SPEED= 100
4135 INVERSE : VTAB 20: HTAB 1 + (40 - LEN (A$)) / 2: PRINT A$: NORMAL
4140 FOR Z = 1 TO 2000: NEXT Z
4145 VTAB 22: HTAB 1: PRINT "YOU HAVE A GOOD IMAGINATION, ";N$
4150 GOTO 22222
4200 FOR X = 1 TO 10
4205 RR = INT (50000 * RND (1))
4210 VTAB X: HTAB 10: PRINT CHR$ (7)"?SYNTAX ERROR IN LINE "RR
4215 FOR Z = 1 TO 150: NEXT Z
4220 NEXT X
4225 VTAB 20: PRINT "YOU CAN BE UNFORGIVING, ";N$
4230 GOTO 22222
4300 FOR X = 1024 TO 2039: POKE X,32: NEXT X
4305 POKE 34,5: POKE 35,15: POKE 32,15: POKE 33,10
4310 HOME
4315 SPEED= 50
4320 PRINT "NOW USING ONLY 10% OF THE VIDEO MONITOR."
4325 PRINT : PRINT "SAVING 90%OF ENERGY COSTS AND WEAR AND TEAR ON T
HE EQUIP-MENT.": PRINT
4330 PRINT "YOU CAN BEVERY THRIFTY,": PRINT N$; "."
4335 FOR Z = 1 TO 1000: NEXT Z: GOTO 22222
5000 REM

```

=====

LED

=====

```

5005 R = INT (3 * RND (1)) + 1
5010 ON R GOTO 5100,5200,5300
5100 FOR X = 1 TO 10
5105 RR = INT ((39 - LEN (N$)) * RND (1)) + 1
5110 VTAB X: HTAB RR: PRINT N$
5115 FOR Z = 1 TO 250: NEXT Z
5120 NEXT X
5125 FOR Z = 1 TO 1000: NEXT Z
5130 FOR X = 1 TO 10
5135 FOR Y = 38 - LEN (N$) TO 1 STEP - 1
5140 VTAB X: HTAB Y: PRINT "J";N$; " "
5145 FOR Z = 1 TO 50: NEXT Z
5150 NEXT Y
5155 NEXT X
5160 VTAB 22: HTAB 1: PRINT "YOU ARE A GOOD ORGANIZER, ";N$
5165 GOTO 22222
5200 FOR X = 1 TO INT (800 / LEN (N$))

```

Listing continued.

program would succeed.

A solid framework for such a program is provided here for the home computerist. A good idea is to immediately make this proprietary program into something called "Public Domain." I'm not exactly sure what that means, but apparently it merely requires the removal of the names of the author and publisher, and © notices, and then just renumbering all the lines. With the recent discovery of the Renumber program on the System Master (which is handy, but not as much fun as Lemonade.Stand), it is much easier than retyping everything, as we used to do in the old days (1981).

The program, Electric Horoscope, presents an astrological reading for each of the 12 most common zodiac signs, and three different readings within each sign. Some of those are also varied. As you develop skills in programming, increase your research skills in astrology and eat things like tacos with too much hot sauce just before bedtime, you will get other ideas that may prove of interest in developing the program further.

When you add all the embellishments you feel the program can stand, you are ready to start selling the program. Think Big! Run ads in all the leading magazines, offering the program disks at \$100 each. Specify that it is "user friendly," "a powerful program" and/or that "this is what you bought your Apple for" and other such phrases. What the heck, at a hundred bucks each, how many do you need to sell?

This is the part where luck may enter into the problem, so if you are a Sagittarius you may as well give up now. You know how events work out for Sagittarians, don't you?

Someone else who reads this article, and who can type faster than you, may have a marketable astrology program on the streets before you do! If you are an Aries you may be a good typist, although you probably look at the keys.

Without further ado, let's look at the program that could very well change your life. It has certainly changed mine. But that's another story.

Electric Horoscope

Note: Because of the length of this

program and your possible reluctance to spend the whole weekend typing it in, it has been designed to be typed in as a multiple-part program.

First, type in lines 100-350 and lines 22222-22262. I call this an "Intro" section, but you may call it whatever you wish. Then type the "Hang in There" section shown in Listing 1. Finally you can type in just *your* sign, using the correct line numbers, and it will work!

If you are ambitious, you may wish to complete the rest of the program as you get time. The "Hang in There" lines will automatically be replaced as you do each sign.

Intro

How it works:

Lines 100-170 clear the screen and identify the author. Possibly the last time you will see his/her name in this program.

Lines 180-200 determine the name of the person using the program. The "stranger" ploy provides an answer of some sort and prevents just a blank screen from appearing later. The adventurous programmer may use saltier words. The "thank-you" is a nice touch, which can't hurt.

Lines 210-220 determine the sign and clear the screen in case the guy/gal spelled the sign wrong.

Lines 230-350 take care of that problem. It makes it easier to use, in that only the first three letters need be correct. Go ahead, *you* try to spell *all* the signs correctly! Line 350 takes care of the totally incompetent and those guys who may type in "Mickey Mouse" or other copyrighted names of animals.

Lines 22222-22262 are numbered that way to be very impressive. No way are there that many lines! Everything has been blocked off—as you will see—for ease of following the program. This section is basically a delay loop and one which continues the program along. We will need to use it a bunch of times, so I made a subroutine of it. Because speed is not important to this program, it was stuck at the end of the program to get it out of the way.

The Program

Aries

Lines 1000-1005 determine that the Aries sign will have three different readings, and line 1010 determines

Listing continued.

```

5205 PRINT N#: CHR# (32);
5210 NEXT X
5215 PRINT
5220 FOR Z = 1 TO 2000: NEXT Z
5225 INVERSE
5230 FOR X = 6 TO 8 STEP 2
5235 VTAB X: HTAB 11: PRINT SPC( 5)
5240 NEXT X
5245 FOR X = 12 TO 14 STEP 2
5250 FOR Y = 5 TO 9 STEP 2
5255 VTAB Y: HTAB X: PRINT SPC( 1)
5260 NEXT Y: NEXT X
5265 FOR X = 6 TO 14
5270 VTAB X: HTAB 19: PRINT SPC( 3)
5275 NEXT X
5280 VTAB 15: HTAB 18: PRINT SPC( 5)
5285 VTAB 7: HTAB 18: PRINT SPC( 1): FOR Z = 1 TO 1000: NEXT Z
5290 VTAB 22: HTAB 1: CALL - 868: PRINT " YOU CAN BE VERY CONCEITED, "
;N#: "
5295 GOTO 22222
5300 FOR X = 1 TO 20
5305 RR = INT (13 * RND (1)) + 1
5310 FOR Y = 1 TO 39:A# = A# + CHR# (32 + RR): NEXT Y
5315 PRINT A#
5320 A# = ""
5325 NEXT X
5330 VTAB 10: HTAB (40 - LEN (N#)) / 2: FLASH : PRINT N#: INVERSE
5335 VTAB 21: HTAB 1: PRINT " YOU HAVE A FLAIR FOR SHOWMANSHIP, "
22: HTAB 1: PRINT SPC( 3);N#: VTAB 22: HTAB ( LEN (N#) + 4): PRINT
SPC( 36 - LEN (N#))
5340 GOTO 22222
6000 REM

```

VIRGO

```

6005 R = INT (3 * RND (1)) + 1
6010 ON R GOTO 6100,6200,6300
6100 FOR X = 1 TO 10
6105 V = INT (20 * RND (1)) + 1
6110 H = INT ((39 - LEN (N#)) * RND (1)) + 1
6115 VTAB V: HTAB H: PRINT N#
6120 FOR Z = 1 TO 100: NEXT Z
6125 VTAB V: HTAB H: CALL - 868
6130 FOR Z = 1 TO 500: NEXT Z
6135 NEXT X
6140 SPEED= 50
6145 VTAB 22: HTAB 1: PRINT "YOU CAN BE VERY MODEST, ";N#: GOTO 22222
6200 SPEED= 50
6205 FOR X = 1 TO 26
6210 RR = INT (10 * RND (1)) + 1
6215 VTAB RR + 1: HTAB X: PRINT CHR# (64 + X)
6220 NEXT X
6225 FOR Z = 1 TO 1000: NEXT Z
6230 SPEED= 255
6235 FOR X = 1 TO 26
6240 FOR Y = 2 TO 11
6245 VTAB Y: HTAB X: PRINT CHR# (64 + X)
6250 VTAB Y - 1: HTAB X: PRINT " "
6255 NEXT Y: NEXT X
6260 SPEED= 50
6265 VTAB 22: HTAB 1: PRINT "YOU CAN BE VERY TIDY, ";N#
6270 GOTO 22222
6300 VTAB 5: PRINT "PI EQUALS:"
6305 SPEED= 10
6310 RR = INT (7 * RND (1)) + 1
6315 VTAB 7: HTAB 5: PRINT "3.1415926535";RR
6320 SPEED= 255
6325 FOR Z = 1 TO 3000: NEXT Z
6330 VTAB 10: HTAB 5: PRINT "3.1415926535";: INVERSE : PRINT RR;: NORMAL
: PRINT "??"
6335 FOR Z = 1 TO 3000: NEXT Z
6340 VTAB 12: HTAB 5: PRINT CHR# (7);"ERR"
6345 FOR Z = 1 TO 2000: NEXT Z
6350 VTAB 12: HTAB 5: PRINT "BETTER ADD ";B - RR;
6355 FOR Z = 1 TO 3000: NEXT Z
6360 VTAB 7: HTAB 17: CALL - 958: PRINT "8"
6365 FOR Z = 1 TO 2000: NEXT Z
6370 SPEED= 50
6375 VTAB 22: PRINT "THAT'S MORE NEARLY CORRECT."
6380 FOR Z = 1 TO 1000: NEXT Z
6385 VTAB 22: HTAB 1: PRINT "YOU CAN BE HYPERCRITICAL, ";N#
6390 GOTO 22222
7000 REM

```

LIBRA

```

7005 R = INT (3 * RND (1)) + 1
7010 ON R GOTO 7100,7300,7400
7100 RR = INT (3 * RND (1)) + 1
7105 SPEED= 50
7110 ON RR GOTO 7115,7155,7205
7115 VTAB 5: HTAB 7: PRINT "ARITHMETIC"
7120 A = INT (4 * RND (1)) + 1;B = INT (4 * RND (1)) + 1;C = INT (3
* RND (1))
7125 VTAB 7: HTAB 16: PRINT A
7130 VTAB 8: HTAB 15: PRINT "+";B
7135 VTAB 9: HTAB 16: PRINT "-"
7140 VTAB 10: HTAB 7: PRINT "APPROX ";A + B + C
7145 VTAB 22: HTAB 1: PRINT "YOU HAVE AN EASY GOING NATURE, ";N#
7150 GOTO 22222
7155 VTAB 5: HTAB 7: PRINT "THE CAPITAL OF THE U.S. IS:"
7160 VTAB 7: HTAB 10: PRINT "NEW YORK"
7165 VTAB 8: HTAB 10: PRINT "CLEVELAND"
7170 VTAB 9: HTAB 10: PRINT "WASHINGTON D.C."
7175 RR = INT (3 * RND (1)) + 1

```

Listing continued.

Listing continued.

```
7180 VTAB 6 + RR: HTAB 7: PRINT "->"
7185 FOR Z = 1 TO 1000: NEXT Z
7190 VTAB 22: HTAB 1: PRINT "PROBABLY..."
7195 FOR Z = 1 TO 2000: NEXT Z
7200 GOTO 7145
7205 VTAB 5: HTAB 7: PRINT "BETTYSBURG ADDRESS"
7210 VTAB 7: HTAB 10: PRINT "NO. 10 DOWNING STREET"
7215 VTAB 8: HTAB 10: PRINT "1600 PENNSYLVANIA AVE"
7220 VTAB 9: HTAB 10: PRINT "NUMBER ONE MAIN STREET"
7225 VTAB 10: HTAB 10: PRINT "87 LINCOLN DRIVE"
7230 RR = INT (4 * RND (1)) + 1
7235 INVERSE : VTAB 6 + RR: HTAB 8: PRINT " "; NORMAL
7240 GOTO 7185
7300 SPEED= 50: A = INT (3 * RND (1)) + 1: B = INT (3 * RND (1)) + 1
7305 IF A = 1 THEN A$ = "CERTAINLY A"
7310 IF A = 2 THEN A$ = "A VERY"
7315 IF A = 3 THEN A$ = "REALLY A"
7320 IF B = 1 THEN B$ = "NICE"
7325 IF B = 2 THEN B$ = "KIND"
7330 IF B = 3 THEN B$ = "PLEASANT"
7335 VTAB 5: HTAB 1: PRINT CHR$ (34); "YOU ARE "; A$; " "; B$; " PERSON"; CHR$
(34)
7340 VTAB 22: HTAB 1: PRINT "YOU ARE VERY CHARMING, "; N$
7345 GOTO 22222
7400 VTAB 5: HTAB 10: PRINT "MY NAME IS:"
7405 FOR X = 1 TO LEN (N$)
7410 RR = INT (26 * RND (1)) + 1
7415 POKE 1935 + X, RR
7420 IF ASC ( MID$ (N$, X, 1)) - 64 = RR THEN 7435
7425 FOR Z = 1 TO 30: NEXT Z
7430 GOTO 7410
7435 NEXT X
7440 VTAB 22: HTAB 1: PRINT "YOU CAN BE VERY INDECISIVE, "; N$
7445 GOTO 22222
8000 REM
```

=====
SCORPIO
=====

```
8005 R = INT (3 * RND (1)) + 1
8010 ON R GOTO 8100, 8200, 8300
8100 INVERSE : FOR X = 1 TO 39 STEP 3
8105 FOR Y = 5 TO 9
8110 HTAB X: VTAB Y: PRINT " "
8115 NEXT Y: NEXT X: NORMAL
8120 FOR X = (39 - LEN (N$)) TO 1 STEP - 1
8125 VTAB 7: HTAB X: PRINT N$ " "
8130 FOR Z = 1 TO 500: NEXT Z
8135 NEXT X
8140 SPEED= 100: VTAB 22: HTAB 1: PRINT "YOU ARE VERY DETERMINED, "; N$
8145 GOTO 22222
8200 R = INT (3 * RND (1)) + 1
8205 IF R = 1 THEN A$ = "A SCORPIO PERSON IS VERY PASSIONATE"
8210 IF R = 2 THEN A$ = "SCORPIOS HAVE VERY POWERFUL FEELINGS"
8215 IF R = 3 THEN A$ = "SCORPIOS CAN BE OBSTINATE AND STUBBORN"
8220 RR = 3
8225 FOR X = 1 TO LEN (A$)
8230 VTAB (9 - RR): HTAB X: PRINT CHR$ (ASC (MID$ (A$, X, 1)) + RR)
8235 FOR Z = 1 TO 100: NEXT Z
8240 NEXT X
8245 RR = RR - 1: IF RR >= 0 THEN 8225
8250 VTAB 22: HTAB 1: PRINT "AND SECRETIVE TOO, "; N$
8255 GOTO 22222
8300 INPUT "PLEASE TYPE A SHORT SENTENCE "; A$: HOME : SPEED= 100
8305 FOR X = 1 TO LEN (A$)
8310 RR = INT (7 * RND (1)) + 1
8315 FOR A = 1 TO RR: E$ = E$ + "!" : NEXT A
8320 PRINT MID$ (A$, X, 1);
8325 IF MID$ (A$, X, 1) = " " THEN PRINT CHR$ (8) E$
8330 E$ = "!"
8335 NEXT X
8340 IF RIGHT$ (A$, 1) >= "A" THEN PRINT "!"
8345 VTAB 22: HTAB 1: PRINT "YOU CAN BE VERY EMOTIONAL, "; N$; "!"
8350 GOTO 22222
9000 REM
```

=====
SAGITTARIUS
=====

```
9005 R = INT (3 * RND (1)) + 1
9010 ON R GOTO 9100, 9200, 9300
9100 E$ = ""
9105 FOR X = 1 TO LEN (N$): E$ = E$ + " "; NEXT X
9110 SPEED= 100: FLASH
9115 FOR Y = 1 TO 3
9120 FOR X = 1 TO LEN (N$)
9125 VTAB 5: HTAB (40 - LEN (N$)) / 2 + X: PRINT MID$ (N$, X, 1)
9130 NEXT X
9135 FOR X = 1 TO LEN (N$)
9140 VTAB 5 + X: HTAB (40 - LEN (E$)) / 2 + 1: PRINT E$
9145 NEXT X
9150 FOR X = LEN (N$) TO 1 STEP - 1
9155 VTAB 5 + LEN (N$): HTAB (40 - LEN (N$)) / 2 - X + LEN (N$) + 1:
PRINT MID$ (N$, X, 1)
9160 NEXT X
9165 IF Y = 1 THEN NORMAL
9170 IF Y = 2 THEN INVERSE
9175 FOR Z = 1 TO 1000: NEXT Z
9180 NEXT Y
9185 VTAB 22: HTAB 1: PRINT "YOU ARE VERY VERSATILE, "; N$: GOTO 22222
9200 PRINT "PLEASE TYPE A SHORT SENTENCE WITH NUMBERS IN IT
----- " : INPUT " "; A$
9205 PRINT : PRINT "===== "; PRINT
9210 FOR X = 1 TO LEN (A$)
9215 B$ = MID$ (A$, X, 1): B = VAL (B$)
9220 IF B > 0 THEN B = B * 2: B$ = STR$ (B)
9225 PRINT B$;
```

Listing continued.

where the readings will appear. For clarity I have started each routine at a round number like 1100, 1200 or 1300 to make it easier to follow. When you get all done with this you can use a cruncher like the neat one the folks at Sensible Software make (B.E.S.T.) or just renumber the lines. I think it is nicer this way in case anyone ever lists your program.

Line 1100 prints a word at the top of the screen.

Line 1105 centers your name on vertical line 13. Something, it appears, is about to happen.

Line 1110 slows the action down, and shows my disdain for blistering speed arcade games. Needn't worry about eventually returning speed to normal. It's been taken care of at 22222.

Lines 1115-1150 print asterisks in a random pattern horizontally across the screen. Could there be some Freudian significance to this?

Lines 1155-1175 print a row of stars (which look much like asterisks) and offer the pithy commentary and end the routine.

Lines 1200-1215 print a stack of words. Looks familiar, but it ain't!

Lines 1220-1240 are busy little things that print your name, and then on the line below print the original word. This will look as though the word is "climbing." Line 1235 delays the action for emphasis. This is a neat place to add your ingenuity. Some programmers may use the word *wait* instead of variable Z. Some may wish to use a different number instead of 250.

Line 1245 completes the cycle and ends the routine.

Lines 1300-1310 fill up the entire screen (one box at a time) with white dots made of inverse spaces. (Huh?)

Lines 1315-1325 now travel the same route, making a black box. Really we are making a normal space followed by an inverse space. It looks less strange than it sounds!

Line 1330—program ends with a sage comment.

Taurus


Lines 2000-2010 select one of three possible readings for this sign.

Line 2100 reduces the speed slightly (SPEED = 200 has a nice "wiping" effect on the screen) and automatically

VR DATA ANNOUNCES:

THE PRICE WAR IS OVER!!

**SMEG WINCHESTER
HARD DISK \$995⁰⁰**



**OPTIONAL:
SMEG REMOVABLE DISK CARTRIDGE DRIVE \$595⁰⁰**

10 MEG — \$1249. 15 MEG — \$1449.
10 - 10 MEG — \$1999. 15 - 15 MEG — \$2299.
5MEG DISK CARTRIDGE \$75.00

ADAPTOR KIT

For APPLE II & IIe \$150.
For FRANKLIN 150.
For IBM-PC/XT 150.
For TRS-80 MOD I 150.
For TRS-80 MOD III 150.
For LNW-80/11 150.
Under Desk
Mounting Bracket 34.95
1 Yr Ext. Warranty \$150.

As with our Winchester Hard Disk Drive, all our designs are tested, re-tested and "burned in." We're so proud of our quality control that we offer an unconditional extended warranty covering full costs of parts and labor on all VR Data products.

**INTRODUCTORY
SPECIAL PACKAGE**

SAVE \$75.00

5Meg Winchester fixed drive \$995.
5Meg removable Disk Cartridge drive \$595.
Adaptor (your choice) \$150.
5Meg Disk Cartridge **FREE**
\$1740.

VR data

If You Don't See It Advertised
Call Us & Ask For It.



**Call Toll-Free
800-345-8102**

Published prices reflect cash discount. All prices are subject to change without notice. TRS-80 and TRSDOS are trademarks of Tandy Corp. DISK III is a trademark of VR Data Corp.
8:30AM-7PM E.S.T. Mon.-Fri., Sat. 10AM-3PM
CABLE "VRDATA" TELEX 845-124

777 Henderson Boulevard N-6
Folcroft, PA 19032 (215) 461-5300

Listing continued.

```
9230 NEXT X
9235 VTAB 22: HTAB 1: PRINT "YOU ARE PRONE TO EXAGGERATION, ";N$: GOTO
22222
9300 SPEED= 100
9305 A$ = RIGHT$(N$,2):B = ASC (A$)
9310 IF (B = 65 OR B = 69 OR B = 73 OR B = 79 OR B = 85) THEN GOTO 932
0
9315 A$ = RIGHT$(N$,3)
9320 VTAB 5: PRINT "THERE ONCE WAS A PERSON NAMED ";N$
9325 VTAB 7: PRINT "WHO WENT TO THE TOWN OF BENED";A$
9330 VTAB 9: HTAB 5: PRINT N$;" FOUND A PURSE"
9335 VTAB 11: HTAB 5: PRINT "AND STARTED TO CURSE"
9340 VTAB 13: HTAB 1: PRINT "WHICH SOUNDED LIKE "; CHR$ (34);"&A$&"; CHR$
(34);" TO ";N$
9345 FOR Z = 1 TO 2000: NEXT Z
9350 VTAB 16: PRINT "(AND "; INVERSE : PRINT "SHOCKED";: NORMAL : PRINT
" ALL THE FOLKS IN BENED";A$;"!)"
9355 VTAB 22: HTAB 1: PRINT "YOU ARE VERY JOVIAL, ";N$;"!": GOTO 22222
10000 REM
```

=====
CAPRICORN
=====

```
10005 R = INT (3 * RND (1)) + 1
10010 ON R GOTO 10100,10200,10300
10100 RR = INT (3 * RND (1)) + 1
10105 IF RR = 1 THEN A$ = "COUNT"
10110 IF RR = 2 THEN A$ = "DEPEND"
10115 IF RR = 3 THEN A$ = "RELY"
10120 VTAB 5: PRINT "EVERYONE KNOWS YOU CAN ALWAYS ";A$: PRINT "ON YOUR
GOOD OLE BUDDY ";N$
10125 FOR Z = 1 TO 2000: NEXT Z
10130 FOR X = 7 TO 22
10135 VTAB X - 1: HTAB 24: CALL - 868
10140 VTAB X: HTAB 24: PRINT N$
10145 FOR Z = 1 TO 250: NEXT Z
10150 NEXT X
10155 FOR Z = 1 TO 1000: NEXT Z
10160 SPEED= 50: VTAB 22: HTAB 1: PRINT "YOU ARE VERY RELIABLE, ";: GOTO
22222
```

```
10200 VTAB 5: PRINT "MY NAME IS "
10205 FOR X = 1 TO LEN (N$)
10210 RR = INT (26 * RND (1)) + 65
10215 VTAB 5: HTAB 11 + X: PRINT CHR$ (RR)
10220 FOR Z = 1 TO 200: NEXT Z
10225 NEXT X
10230 FOR Z = 1 TO 1000: NEXT Z
10235 FOR X = 1 TO LEN (N$)
10240 RR = INT (26 * RND (1)) + 65
10245 VTAB 5: HTAB 11 + X: PRINT CHR$ (RR)
10250 IF MID$(N$,X,1) = CHR$ (RR) THEN 10265
10255 FOR Z = 1 TO 100: NEXT Z
10260 GOTO 10240
10265 NEXT X
10270 VTAB 22: HTAB 1: PRINT "YOU ARE VERY DETERMINED, ";N$: GOTO 22222
```

```
10300 INPUT "WHAT IS YOUR FAVORITE SUBJECT ";A$
10305 HOME : PRINT A$;"?"
10310 PRINT : PRINT "THE FAVORITE SUBJECT OF MOST CAPRICORNS IS..."
10315 FOR Z = 1 TO 1000: NEXT Z: PRINT "=====  
=====": PRINT
10320 FOR X = 1 TO 880: PRINT "$";: NEXT X
10325 FOR Z = 1 TO 1000: NEXT Z
10330 VTAB 1: HTAB 1: FOR X = 1 TO 612
10335 PRINT "$";: IF X / 2 = INT (X / 2) THEN PRINT " ";
10340 NEXT X
10345 INVERSE : VTAB 22: HTAB 1: PRINT "A CAPRICORN CAN BE MISERLY, ";N
$: SPC( 12 - LEN (N$)): GOTO 22222
11000 REM
```

=====
AQUARIUS
=====

```
11005 R = INT (3 * RND (1)) + 1
11010 ON R GOTO 11100,11200,11300
11100 C$ = "":B$ = N$ + CHR$ (32)
11105 H = INT (40 / LEN (B$))
11110 FOR X = 1 TO H:C$ = C$ + B$: NEXT X
11115 FOR Y = 1 TO 4
11120 IF Y / 2 = INT (Y / 2) THEN INVERSE
11125 FOR V = 1 TO 22: VTAB V: HTAB 1: PRINT C$: NEXT V
11130 FOR Z = 1 TO 500: NEXT Z: NORMAL
11135 NEXT Y
11140 IF LEN (N$) > 15 THEN VTAB 22: HTAB 1: PRINT "YOU ARE VERY INVE
NTIVE, ";N$: GOTO 22222
11145 VTAB 22: HTAB (40 - (24 + LEN (N$))) / 2: PRINT "YOU ARE VERY IN
VENTIVE, ";N$: GOTO 22222
11200 RR = INT (3 * RND (1)) + 1
11205 ON RR GOSUB 11250,11255,11260
11210 FOR X = 1 TO 3
11215 IF X = 1 THEN X$ = A$
11220 IF X = 2 THEN X$ = B$
11225 IF X = 3 THEN X$ = C$
11230 FOR Y = LEN (X$) TO 1 STEP - 1
11235 VTAB X: HTAB Y: PRINT MID$(X$,Y,Y);
11240 NEXT Y
11245 NEXT X: GOTO 11265
11250 A$ = "WHEN IN THE COURSE OF HUMAN EVENTS, IT":B$ = "BECOMES NECESS
ARY FOR ONE PEOPLE TO":C$ = "DISSOLVE THE POLITICAL BANDS...": RETURN
11255 A$ = "FOURSCORE AND SEVEN YEARS AGO OUR":B$ = "FATHERS BROUGHT FOR
TH ON THIS ":C$ = "CONTINENT A NEW NATION": RETURN
11260 A$ = "NOTHING IN THIS WORLD IS SO POWERFUL":B$ = "AS AN IDEA WHOSE
TIME HAS COME":C$ = " -- VICTOR HUGO": RETURN
11265 SPEED= 100: VTAB 22: PRINT "YOU ARE VERY INTELLECTUAL, ";N$: GOTO
22222
```

Listing continued.

adds a space to your name.

Line 2105 determines how long the line should be so that each time the name is printed it will not break in the middle.

Lines 2110-2140 fill up the screen without scrunching all the letters together, and the program ends. This mini-routine could be greatly enhanced and an entire new game built around it. It would be quite boring, however.

Lines 2200-2225 use the MID\$ function to very s-l-o-w-l-y spell out your name. Not great, but nicely applicable in this case.

Lines 2300-2350 will delight every Taurus, at least to the minimal degree a Taurus can be delighted. The routine is easy to follow, for basically we print a message (line by line) and then, using the random function in line 2325, select the last line by chance.

This routine is quite effective for the purpose for which it was intended, is astrologically correct, is generally explained in great detail in the expensive new series of *How to Program* and/or *Understanding Your Computer* programs, books and seminars. Here it is, short and sweet—and free!

(Hey! Perhaps you could collect a bunch of little routines like this, put them together and sell them to a popular computer magazine? Or has that been done?)

Gemini

Lines 3000-3005 select which of the three different readings will be made for this sign.

Lines 3100-3140 print your name ten times on the screen.

Line 3110 creates a random number which is used in line 3120 to add a number of spaces after each letter in the name. The average person would want his name more than ten times on the screen, but Geminis don't seem to mind.

Lines 3200-3225 decide we are going to do something 24 times. RR helps us pick the target by selecting a random number from 1 to 4. Using a very complex algorithm in lines 3210-3225, which I learned in a Radio Shack store years ago while waiting for my free battery, we decide what A\$ will be!

Line 3230 prints our message. Note the comma. (Explanation for CPAs, CEOs and SOBs: a comma is like a pe-

riod, but has a little tail on the bottom. It will make the Apple print in three columns.) Serious programmers will refer to this handy little mark as \$2C. Where I come from, you just don't use words that sound like "2C" without smiling.

Line 3235 is really neat. It decides when to start a new line. I really don't understand it, exactly; it's probably something to do with periodic tables, black holes in space or why $1K = 1024$ instead of 1000, but it works.

Lines 3240-3250 complete the routine just in time, because a new one is starting up on the next line.

Line 3300 starts whatever it is, to do it five times.

Line 3305 decides to make the length the same length as your name. Except for a fellow I knew in Boise, Idaho, whose name was Leonard Enstring, the LEN (N\$) usually means only that.

Line 3310 is going to pick a number from 1 to 3. The truly adventurous person may wish to increase this number to 4, or 5, but if you have friends with long names you'll run into trouble later.

Line 3315 is a programmer's delight. It does just what I wanted to do, and does it correctly almost every time the program runs! Starting at 1288 (which is the same place as VTAB 3: HTAB 9) we print one letter of the name.

The MID\$ picks out the letters, one at a time. The ASC - 64 thing assigns a "sequence" number to the letter, A = 1, B = 2, et cetera. Adding the RR*64 will now give it a value to display as normal, inverse or flashing when it is poked. Makes a great display!

Lines 3320-3340 complete the FOR... NEXT loop after a small delay. The copy will now print on the next line, because we have added 128 to the value of V. This can only be done a limited number of times or you will find yourself on the bottom of the screen—or worse, on the Channel 8 news!

Cancer

Lines 4000-4010 prepare us for three different readings for the Moon Child.

Lines 4100-4115 give a name to variable A\$. This is the part of the program where you can help. Goodness knows, this program needs all the help

Listing continued.

```

11300 FOR X = 1 TO LEN (N$)
11305 A$ = MID$ (N$,X,1)
11310 FOR Y = X TO 40 - X
11315 VTAB X: HTAB Y: PRINT A$
11320 NEXT Y
11325 FOR Y = X TO 20 - X: VTAB Y: HTAB 40 - X: PRINT A$: NEXT Y
11330 FOR Y = (40 - X) TO X STEP - 1
11335 VTAB 20 - X: HTAB Y: PRINT A$: NEXT Y
11340 FOR Y = 20 - X TO X STEP - 1
11345 VTAB Y: HTAB X: PRINT A$;: NEXT Y
11350 NEXT X
11355 SPEED= 100:B$ = "YOU ARE VERY ECCENTRIC, " + N$
11360 FOR X = LEN (B$) TO 1 STEP - 1
11365 VTAB 22: HTAB X: PRINT MID$ (B$,X,X)
11370 NEXT X
11375 GOTO 22222
12000 REM
=====
PISCES
=====
12005 R = INT (3 * RND (1)) + 1
12010 ON R GOTO 12100,12200,12300
12100 FOR X = 1 TO 20
12105 RR = INT (3 * RND (1)) + 1
12110 IF RR = 1 THEN A$ = "EXCUSE ME"
12115 IF RR = 2 THEN A$ = "I'M SORRY"
12120 IF RR = 3 THEN A$ = "PARDON ME"
12125 H = INT (30 * RND (1)) + 1
12130 VTAB X: HTAB H: PRINT A$
12135 FOR Z = 1 TO 250: NEXT Z
12140 NEXT X
12145 INVERSE : VTAB 20: HTAB 1: PRINT N$; ", PISCES ARE HUMBLE": GOTO 2
22222
12200 PRINT "ASK A QUESTION WHICH MAY BE ANSWERED BY A (YES) OR (NO)": INPUT
" ";A$
12201 IF RIGHT$ (A$,1) < "A" THEN A$ = LEFT$ (A$, LEN (A$) - 1)
12205 HOME : VTAB 3: PRINT CHR$ (34);A$;"?"; CHR$ (34): PRINT : PRINT
"=====
12210 VTAB 5: HTAB 1: PRINT "PISCES ANSWER IS..."
12215 FOR X = 1 TO 10
12220 IF X / 2 = INT (X / 2) THEN INVERSE
12225 RR = INT (2 * RND (1)) + 1
12230 IF RR = 1 THEN VTAB 5: HTAB 20: CALL - 868: PRINT "YES"
12235 IF RR = 2 THEN VTAB 5: HTAB 20: CALL - 868: PRINT "NO"
12240 FOR Z = 1 TO 500: NEXT Z
12245 NORMAL
12250 NEXT X
12255 VTAB 22: HTAB 1: PRINT "PISCES CAN BE INDECISIVE, ";N$: GOTO 22222
2
12300 A$ = "I LOVE YOU * KISS ME * YOU ARE WONDERFULHUG ME * I LOVE YOU
* YOU ARE MARVELOUS*YOU ARE FANTASTIC * I LOVE YOU * HOLD ME I LOVE
YOU * YOU ARE WONDERFUL * KISS ME"
12305 B$ = "KISS ME * YOU ARE WONDERFUL * HOLD ME * I LOVE YOU * YOU ARE
MARVELOUS * HUG ME YOU ARE WONDERFUL * KISS ME * I LOVE YOU I LOVE
YOU * I LOVE YOU * I LOVE YOU!!!"
12310 SPEED= 176
12315 FOR X = 1 TO 4
12320 PRINT A$;
12325 NEXT X
12330 PRINT B$
12335 FOR Z = 1 TO 2000: NEXT Z
12340 VTAB 22: HTAB 1: PRINT "WHAT WAS YOUR NAME, AGAIN? "
12345 FOR Z = 1 TO 2000: NEXT Z
12350 SPEED= 50
12355 VTAB 22: HTAB 1: PRINT "YOU ARE EMOTIONAL, ";N$;: CALL - 868: FOR
Z = 1 TO 1000: NEXT Z: PRINT " AND VAGUE!": GOTO 22222
22222 NORMAL : SPEED= 255: TEXT
22232 FOR Z = 1 TO 2000: NEXT Z
22242 VTAB 24: HTAB 6: PRINT "=== ANOTHER READING? === (Y/N)"; CHR$ (8)
CHR$ (8) CHR$ (8) CHR$ (8);: GET AN$
22252 IF AN$ < > "N" THEN 100
22262 HOME;: END

```

it can get. You may increase the number in line 4100 and add as many more descriptors as you wish. Of course, they should all be relevant to the subject and befitting the respect which a Cancer usually gets, which is not that much.

Lines 4120-4125 use my text graphics technique to draw stuff on the screen, mainly because the concepts of shape tables and vectors still scare the pants off me.

Lines 4130-4150 center the title on the screen and complete the program. This is a real delight to Moon Children, who are so easily pleased.

Lines 4200-4230 produce a devastating message, different each time, which will annoy regular people and make Moon Children climb up the

walls. You'll love it!

Line 4300 fills up the whole screen with little white squares.

Line 4305 makes a text window starting at the fifth line from the top to the 15th line, from the 15th column on the left to 10 columns further right ($15 + 10 = 25$). If you were lucky enough to get an instruction manual with your Apple, information on text windows may be in there.

Line 4310 clears the screen. Aha! It may not be what you think, if you haven't fooled around with text windows, or those of the opposite sex. If you have, you surely should have finished entering this program by now.

Line 4315 slows down to first gear for easy comprehension of that to follow.

Line 4320- needs the spaces just right. Consider * as a space. Type it NOW*USING*ONLY*10%**OF*THE****VIDEO*****MONITOR.

Line 4325—same way. Type SAVING 90% OF*ENERGY* COSTS*AND*WEAR AND**TEAR*ON***THE*EQUIP-MENT.

Line 4330 Type YOU*CAN*BE*VERY *****THRIFTY,. There, that should do it!

Leo

Lines 5000-5010 get Leo set for his/her three different readings.

Lines 5100-5110 pick random points for HTABS to start. The maximum number of 39 was used (instead of 40) because funny things happen sometimes when a word ends exactly at the end of a line. At each of the 10 lines a random HTAB is determined and your name is printed there.

Lines 5115-5125—after this remarkable event, the program rests for a moment to gloat.

Lines 5130-5165 then complete the project. All Leos will appreciate the complexity of this program and marvel at the ingenious action in line 5140. The rest of you may just sigh and ask, "That's it?" Do not underrate the simple programs. They can be developed into real money-makers. For example, I have 225 disks full of simple programs, and I am sure the Dysan company has made plenty on just the disks alone.

Lines 5200-5210 decide how many times your name will fit on the screen without being chopped off. It then prints your name that many times on the screen. Truly an impressive sight, unless your name is Daniel or Melvin or something like that.

Lines 5225-5295 are so complex, I have no idea in the world what they do. I must have when I wrote the program, but I forget. I'll send a thank-you note to the first dozen people who can tell me. If you include a self-ad-

dressed stamped envelope, I'll send you a real Las Vegas casino souvenir too. Send it to me, not to this magazine. They won't know what to do with it and will probably forward it to *BYTE* or *Softalk*.

Lines 5300-5340 print a selection of non-alpha characters to fill the screen from lines 1-20. It then adds the tag line and tells Leo what Leo already must know! This routine was inspired by writings uncovered from the Land of Chaldea. I had once thought it was an ancient kingdom, but it may only be a concept by Scott Adams that he made into an adventure.

Virgo

Lines 6000-6010 allow for three readings for Virgo.

Lines 6100-6145 print your name on the screen at random locations and then quickly erase it. The illusion is an excellent graphic depiction of the sign Virgo. I am very familiar with the sign

Circle 213 on Reader Service card.

ES-CAPE will set your creativity free!

ES-CAPE will help you develop, enter, and modify Applesoft programs. Even if you are only copying a program from a magazine, ES-CAPE will help you do it three times faster!

Visualize this: by pressing just a key or two, you can...

- See the disk catalog, select a program, and load it into memory.
- Browse through the program a screen or a line at a time.
- Edit lines using powerful commands like the word processors have: insert, delete, truncate, otype, scan to beginning or end or to a particular character, and more.
- See the values of the variables used by your Applesoft program as it ran.
- Save the modified program. ES-CAPE remembers the file name for you!

ES-CAPE is easy to learn and use!

- Well-written User Manual guides you through the learning process.
- Handy Quick Reference Card reminds you of all features and commands.
- Built-in help screens and menus refresh your memory. You don't have to memorize anything!
- The disk is NOT protected! You can put ES-CAPE on every disk you own, and make as many backup copies as you need.

ES-CAPE will speed up and simplify your Applesoft programming!

- Choose a starting value and step size for automatic line numbering.
- Swiftly find all references to a given variable, line number, or any other sequence of characters.
- Quickly and automatically scan your program for any sequence of characters and replace them with a new spelling.
- Enter commonly used words or phrases with a single keystroke. A full set of pre-defined macros is provided, which you may modify as you wish.
- Display a DOS Command Menu with a single keystroke. A second keystroke selects CATALOG, LOAD, SAVE, and other common DOS commands. You can easily manage a disk-full of programs!


ES-CAPE is available now at many fine computer stores, or directly from S-C Software Corporation. The price is only \$60.

S-C SOFTWARE CORPORATION
2331 Gus Thomasson, Suite 125
Dallas, TX 75228 (214) 324-2050

Professional Apple Software Since 1978

Visa, MasterCard, American Express, COD accepted.

Apple is a trademark of Apple Computer, Inc.



**"This is a very sentimental program,
one I wrote for my wife years ago."**

Virgo, from my study of Latin, Greek and other pre-Semantic languages. My white paper, "Papel blanco," covering this subject has been very well received in North America and parts of the United States.

Lines 6200-6220 slow the pace down a bit. If you intend to compile this program later, line 6200 may be omitted. We will not print alphabets on the screen at staggered locations. The screen will look a mess. If this were a Pisces reading, the Pisces would be ill.

Lines 6225-6270 pause for a decent interval, so that the moral is not lost; the screen is then more neatly arranged. Each little letter is now where it belongs. All is peace in a turbulent world.

Line 6300 is a clue to the complex mathematical formulae we are about to encounter. The weak at heart should return to the calmness and security of Wizardry or the new Escape from Cleveland.

Line 6305 reduces speed to about its lowest. At this point it simulates the sorting process on many business computers.

Lines 6310-6320 add a number at the end of pi, carried out, now, to 11 places. Speed is returned to normal for the intense computations about to take place. Fasten your seat belts, please.

Lines 6325-6390 print various arithmetical calculations at blistering speed, slowed down only by the excessive number of delay loops.

The statement in line 6375 is correct as printed. This is not the exact value of pi, but it is as close as I care to get to it in this program. For those of a curious nature, see my program "Pi to 1000 Decimal Places: World's Most Boring Program."

Libra

7000-7010 signals we are ready for three readings for Libra.

Line 7100 is a bonus indicator. There will be three variations within the first reading.

Lines 7115-7150 select three numbers at random and perform a simple addition problem. The answer may not always be what you expect, but as a Libra you will understand. The display of this routine inspired the people at Edu-Ware to form a company to teach kids a proper way to do adding

and take-away stuff. I've asked for a demo to help me work out problems like this, but I just get nasty notes from them suggesting I write to Hayden or *Reader's Digest* instead.

Lines 7155-7200 explore the science of geography. Much of the credit for research must be given to the Clark County Library for their assistance in helping to identify certain popular cities. Any fallacy in the program may have resulted from the fact that I had to do the work in the library, since they—for some reason unknown to me—will not allow me to have a library card. Please note that in line 7180 the arrow indication is made by using a hyphen and greater-than sign. It would look better using an equal sign and a greater-than sign, but I understand that those two characters and their relationship to each other is copyrighted by the Apple Computer Company, and I am not the one who will be taking pot shots at Steve Jobs or any of

his crew.

Lines 7205-7240 take a stroll down memory lane. Those of you who are Anglophiles, American history buffs, Lincoln fans and high rollers will easily identify all of the locations. The rest of you will just have to plod along in your own dull world and do the best you can. I understand *Creative Computing* magazine may have a contest offering thousands of dollars for the correct answers. Why not write to them and ask for details?

Lines 7300-7345 create phrases by use of two random functions and then allow the comment of a true Libra to be expressed. This is a very sentimental program, one I wrote for my wife many years ago. It certainly showed my devotion to her since computers at that time took up entire rooms and I was unable to run the program to see if it would work. Now that I have my own Apple, I really don't have much time to talk with her. I am sure she un-

Circle 381 on Reader Service card.



ATTENTION

**FOREIGN COMPUTER
STORES
MAGAZINE DEALERS**

You have a large technical audience that speaks English and is in need of the kind of microcomputer information the Wayne Green Publications group provides.

Provide your audience with the magazine they need and make money at the same time. For details on selling *Microcomputing*, *80 MICRO*, *Desktop Computing*, *inCider*, *Hot CoCo*, *Instant Software* and *Wayne Green Books* contact:

**SANDRA JOSEPH
WORLD WIDE MEDIA
386 PARK AVE. SOUTH
NEW YORK, N.Y. 10016
PHONE—(212) 686-1520
TELEX—620430**

**H & W
COMPUTER
SYSTEMS**

**MAIL ORDER
SOFTWARE**

WORD HANDLER	130.00
RENDEZVOUS	29.50
ZORK I, II, III	28.25
DEADLINE	39.00
STARCROSS	39.00
SOFTCARD	250.00
GOLD RUSH	26.00
LISA 2.5	60.00
ULTIMA II	42.00

MASTERCARD & VISA

CALL or SEND for CAT.
(702)727-4274

**PO BOX 1207
PAHRUMP, NV 89041**

derstands—she is a Libra.

Lines 7400-7445 print out a name in random sequence. A letter is selected at random (RR in line 7410) and it is poked on the screen somewhere. If it matches the correct letter in the name, after deducting the 64 from the ASCII thing to make it equal the POKE thing (line 7420), then it goes on to try the next letter.

I learned this routine by using Back it Up II, a nibbler disk copier, to decipher Locksmith, which had this routine at some sector loaded with a bunch of hex numbers.

Scorpio

Lines 8000-8010 get us started on Scorpio. Just in time, too—you know how restless Scorpios can be.

Lines 8100-8115 print a series of vertical bars on the screen. This is a handy routine if you wish to design a game which plays ten tic-tac-toe games at one time. Working out the

horizontal lines should not be too tough. I really would rather not get involved.

Lines 8120-8145 move your name slowly from right to left through the vertical bars. It is a stunning effect, particularly if you are from the Middle East, an admirer of farm machinery, or one with a proclivity to have natural inclinations.

Lines 8200-8255 select one of three lines and print it on screen in code. Step by step the code becomes clearer until—often in less than a few days—the answer is readily apparent. Scorpios will find it amusing, which is amusing, since Scorpios seldom find anything amusing.

Lines 8300-8350 create something that is truly state-of-the-art in artificial intelligence. This routine takes an ordinary sentence, or phrase, typed (probably incorrectly at that), and adds the emotional feelings of a Scorpio to the output. It has the ability to

recognize if the last character in the sentence is a mark of punctuation. Its only failing may be its inability to correct spelling errors. But then most Scorpios can't either.

The length of the "short sentence" is quite significant, according to *National Enquirer* or *Psychology Today* (I can't recall which offhand). This is covered in more detail in the November 1961 issue of *inCider* pages 34-64.

Capricorn

Lines 10000-10010 forbode three readings for Capricorn, which will not disturb them at all.

Lines 10100-10120 select a word at random from the large vocabulary present. A message is now displayed on the screen, including your name and the preselected word.

Lines 10125-10155 slowly move the key word down to VTAB 22. It really doesn't "move down." It is really printing a new word at one line and erasing the old line above it. Let this be our secret.

Line 10160 completes the routine with a nice complimentary touch, befitting a Capricorn.

Lines 10320-10345 fill up the screen with some fancy footwork and the program comes to a succinct ending.

Aquarius

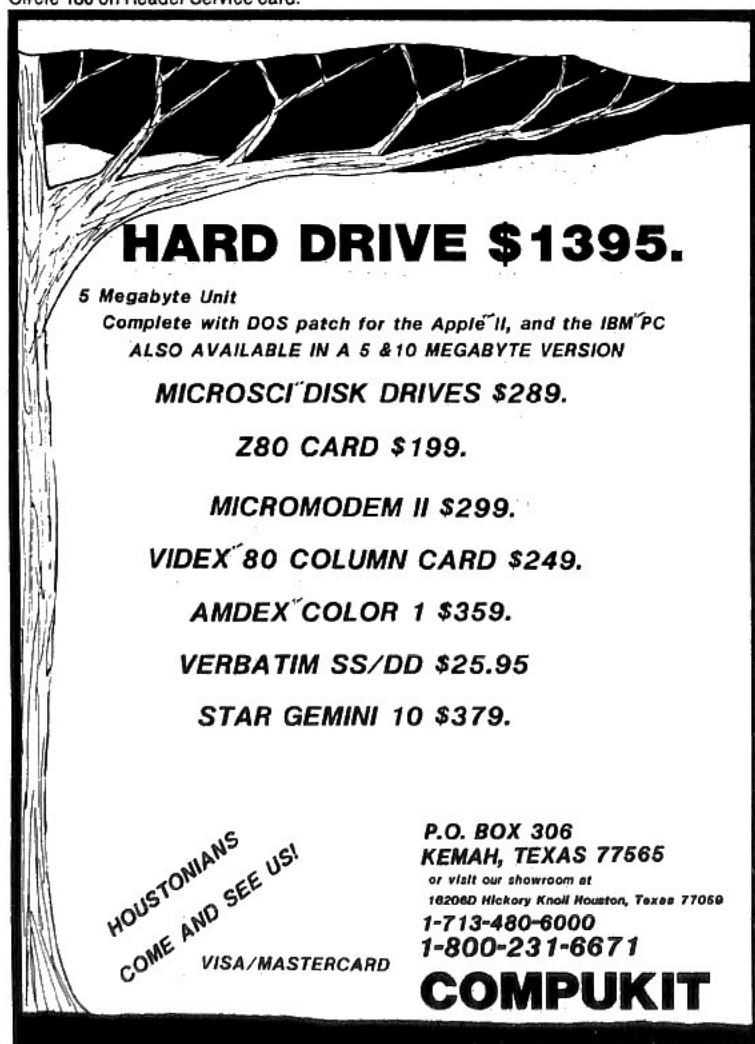
Lines 11000-11010 tell the impatient Aquarius that three clever readings can be made.

Lines 11100-11145 go to a lot of work to make an unusual screen display. It is a good experiment in screen character manipulation and what can be done when there is nothing good to watch on TV. This display could provide an interesting title for programs you create.

Of interest may be line 11105, which decides how many times a word will fit on the screen without getting crunched.

Lines 11200-11265 again dip into our half-vast library of knowledge and select a famous quote. It is then printed on the screen line-for-line, backwards, flush to the left margin. You may note that the quotes are broken into three parts (A\$, B\$ and C\$) to make life easier when it needs to be formatted for screen printing. If you show any interest in typing in this

Circle 186 on Reader Service card.



HARD DRIVE \$1395.

5 Megabyte Unit
Complete with DOS patch for the Apple II, and the IBM PC
ALSO AVAILABLE IN A 5 & 10 MEGABYTE VERSION

MICROSCI DISK DRIVES \$289.

Z80 CARD \$199.

MICROMODEM II \$299.

VIDEX 80 COLUMN CARD \$249.

AMDEX COLOR 1 \$359.

VERBATIM SS/DD \$25.95

STAR GEMINI 10 \$379.

HOUSTONIANS
COME AND SEE US!

VISA/MASTERCARD

P.O. BOX 306
KEMAH, TEXAS 77565
or visit our showroom at
18208D Hickory Knoll Houston, Texas 77059
1-713-480-6000
1-800-231-6671

COMPUKIT

"If you are an Aquarius you won't be satisfied with whatever appears on the screen anyhow."

program, you may wish to type in 22 spaces before the two hyphens in line 11260.

There are two good features about this routine. First, it is really easy to add more quotations. Second, we are near the end of the zodiac.

Lines 11300-11375 present a novel screen pattern. Because of the complexity of the explanation of the program, this one falls into the "trust me" class. Try pounding it into your computer. If you get all the colons and semicolons in correctly, you have a darn good chance of this thing working. If you are an Aquarius you won't be satisfied with whatever appears on the screen anyhow.

Pisces

Lines 12000-12010 notify the Pisces that she/he has not been forgotten. Three readings will be available.

Lines 12100-12145 select a message and print it 20 times on your screen.

The message will change each time and the position on the screen will vary, mostly because of the indecisiveness of line 12125. This type of programming can lead to a deeper understanding of a Pisces and to a black eye if the Pisces is bigger and/or stronger than you.

Lines 12200-12255 offer the Pisces a chance to answer a question, and then the computer, in typical Pisces fashion, answers.

Of moderate interest may be line 12201 which decides if a question mark (or other punctuation) ends the sentence. If it does, it is removed. Little traps are necessary because of the way Pisces tend to answer computer questions. If this routine was for a Gemini there would be no need for such a line.

Lines 12300-12355 present a marvelously sensual ending to an otherwise dull program. Only a Pisces would allow such carrying on and not call


the cops.

Care should be taken to ensure that A\$ and B\$ are typed in exactly as written; otherwise you may find yourself engaged to a total stranger. Do not attempt to change any of the words in these two strings until you have (1) gained at least one year of experience, (2) read Roger Wagner's "Assembly Lines" or (3) received an answer to a letter from (a) Apple Computer or (b) Microsoft.

That pretty well wraps up the Electric Horoscope.

If you have additions, improvements or comments, I'd like to see them. If possible, put them on disk, include enough postage for me to send the disk back, and I will try to incorporate all of the goodies into one big fat program to present at a later time. Credit for your contribution, if used, will be included of course.

Wait until you see my program on Marital Arts and Martial Aids! ■



Circle 245 on Reader Service card.

Circle 225 on Reader Service card.

NO ADDITIONAL CHARGES

NO CREDIT CARD FEE — SURFACE DELIVERY INCLUDED

APPLE II, II+ or IIE

HARDWARE	List	Ours	SOFTWARE	List	Ours
STB 128 K Ram Card	\$499	\$379	Microsoft Multiplan CP/M or Dos 3.3	\$275	\$174
Microsoft Premium Pak	685	489	On-Line Screen Writer II	130	89
Microsoft 16K Card	100	69	On-Line The Dictionary	100	69
Microtek Q-Disk w/Visi Expand	529	369	Stoneware DB Master	229	155
Kensington System Saver Fan	90	68	Stoneware Utility Pak - I or II	99	69
TG Joystick	60	44	All Three	427	283
M & R Superterm 80 Col.	350	262	VISICALC 3.3	250	169

ANY APPLE II GAME - 30% OFF WITH \$100 MINIMUM ORDER

Add \$10.00 for Air, C.O.D. or Foreign Delivery
Please Allow Time for Checks to Clear
Prices Subject to Change Without Notice
All Sales Final

Computer Ware Supply
P.O. Box 1448, Plano, TX 75074
(214) 578-1866

CWS **HARDWARE • SOFTWARE • ANYWHERE** **CWS**

AD #14

Circle 245 on Reader Service card.

Since 1978

Man's Best Friend

Micro Management Systems, Inc.
2803 Thomasville Road East
Cairo, Georgia 31728
(912) 377-7120

COMPUTERS & EQUIPMENT

It's Simple. . . **1-800-841-0860**

CALL & SAVE MONEY Go. & Info 912-377-7120

DISCOUNT PRICES BUY DIRECT

<p>TRS-80 COMPUTERS</p> <p>FROM</p> <p>MODEL 12.....*2639</p> <p>MODEL 16.....*4012</p> <p>MC-10.....**99</p> <p>MODEL IV.....*CALL</p> <p>COLOR.....*CALL</p> <p>PORTABLE.....*CALL</p> <p>Complete line</p>	<p>EPSON PRINTERS</p> <p>FROM \$369</p> <p>OKIDATA PRINTERS</p> <p>FROM \$339</p>	<p>Commodore</p> <p>VIC 20.....*CALL</p> <p>COMMODORE 64.....*CALL</p> <p>SMITH GORDON</p> <p>TP-1 DAISY WHEEL PRINTER</p> <p>FROM \$499</p>	<p>SAVE MONEY</p> <p>PRICES AND PRODUCTS ARE SUBJECT TO CHANGE WITHOUT NOTICE.</p> <p>FREE UPON REQUEST</p> <ul style="list-style-type: none"> DISCOUNT PRICED LIST AND INFORMATION KIT COPY OF MFR'S WARRANTY <p>WRITE</p> <p>MICRO MANAGEMENT SYSTEMS TELEMARKET DEPT. NO. 36 2803 THOMASVILLE RD. E. • CAIRO, GA. 31728</p>
<p>NEC</p>	<p>C. ITOH • STAR GEMINI • ATARI • BROTHER • HAYES NOVATION • FRANKLIN • VERBATIM • PANASONIC AMDEK • COMREX • QUADRAM • CARDCO • MORE. . .</p>	<p>*CALL</p>	

Dot Matrix Printers

The Apple II+/II+/IIe interfaces best in parallel, period. The "smart" interface cards that help you do graphics are parallel, the standard Apple printer card is parallel and so are all the third-party cards. If you insist on RS-232C interfacing, be prepared to pay an extra \$100-150 for the privilege.

Check on software compatibility before you buy the hardware—it's your responsibility. Call the software vendor or manufacturer & get some recommendations on a printer.

EPSON


FX, MX & RX



Through the MX-80 set new standards for dot matrix printers years ago, Epson reshuffled its product line. The FX-80 features 160 cps, a correspondence font & a new body (tractor is optional). The MX Series is being phased out & replaced by the RX Series. Call for the latest version & the best prices.

C. ITOH

Prowriter



This printer is a major contender. Reviewers laud the Prowriter's speed (120 cps), the buffer (1.5K), character sets (5 fonts) and graphics (160x144 dpi). It's the printer of choice for several major OEMs (like Apple). The Prowriter 2 has the same specs, but in a 136 column format. Because delivery is slow nationwide, the Prowriter has become "The Printer Worth Waiting For..."

Prowriter \$399.88
Prowriter 2 \$734.88

STAR MICRONICS

Gemini 10X/15




Gemini 10X is a new version of an old favorite. The big change is the 120 cps. The 120x144 dpi, 5 fonts (w/italics) & 2.2K buffer is standard. The

Epson code compatibility is improved too. Gemini comes with tractors & uses plain spool ribbons. The Gemini 15 is the 136 column version. Call (800) 343-0726 for the latest & greatest prices.

OKIDATA

Microline Series




We use these printers in our offices. Microline 82As & 83As are data crunchers with 120 cps and optional dot-addressable graphics ROM.

The Microline 92 & 93 are text processors with 160 cps draft mode, a 40cps correspondence mode & the graphics included. The Microline 84 combines full graphics & speed (200 cps) with exceptional performance (we use the 84 to print our invoices).

Microline 82A \$419.88
82A/92 Tractor \$59.88
82A/83A Okigraph ROM \$49.88
Microline 83A \$679.88
Microline 92 \$524.88
Microline 93 \$884.88
Microline 84 \$1024.88

MANNESMANN TALLY

MT-160 L



The MT-160 L is the newest & finest of the correspondence quality printers. It has speed (160 cps), 8 fonts, parallel & serial interfaces, friction/tractor feed, plus menu-driven installation for easy set-up from the control panel.

MT-160 L \$789.88


We sell other dot matrix printers, including the Anadex WP6000, 9501A, 9620A & 9625A, the Centronics 122 & 352 & the IDS Prism 80, 132 & Microprism. Call (603) 881-9855 for technical details. For prices, or to order, call (800) 343-0726.

Letter-Quality Printers

Letter-quality printers are business machines, & very high-ticket ones at that. Most individuals should buy a dot matrix first, adding letter-quality when it's needed. If you must have letter quality first & foremost, back yourself up with a cheaper dot matrix for drafts: they're faster & the letter-quality printer is reserved for final drafts.

C. ITOH

Starwriter




The Starwriter, released last year by C. Itoh, has proven a worthy printer. You don't trade-off speed for price or quality. The Starwriter uses Diablo code, wheels & ribbons, has a 40 cps print speed, 1/48" line space, 1/120" horizontal spacing—ideal for proportional modes. (For real speed freaks, there's the Printmaster, at 55 cps. Same specs as above.)

Starwriter Parallel \$1379.88
Printmaster Parallel \$1679.88

SILVER REED

EXP-550



Why buy a Transtar when you can buy from the guys who make them? The Silver Reed EXP-550 is a 16 cps, 132 column letter-quality printer with true Diablo emulation, making it compatible with most word processing software. It's ideal for medium duty office work. The EXP 500 is the 12 cps version.

EXP-550 (Parallel) \$719.88
EXP-500 (Parallel) \$CALL

SMITH-CORONA

TP-1



The TP-1 is an ideal second printer for small offices or homes. The tractor feed (now available) enhances its paper handling. If you're letter-quality needs are light, this might be the machine. (Specify 10 or 12 cpi when you order.)

TP-1 \$CALL

We sell a variety of other letter-quality printers, including the Comrex Com-Riter, the Diablo 620 & 630, the DTC 360Z, the NEC 3530, 3550 & 7730 Spinwriters, the Qume Sprint 11+ & many others. Call (603) 881-9855 for technical details. For prices, or to order, call (800) 343-0726.

LEGEND: CPI-Characters per inch CPS-Characters per second DPI-Dots per inch

Interface Cards

We carry several interface cards for the Apple. They all come with a printer cable, ready to run.

INTERACTIVE STRUCTURES

Pkaso

The Pkaso is our interface card of choice. It's dedicated to a specific printer, which means you'll get to use all the features on that printer. Pkaso can dump text or graphics from the screen, rotate graphics 90° to the printer, printing in 16 shades of grey (half-toning), etc. It has excellent documentation, plus a demo disk with utilities on it for VisiCalc, AppleWriter and others. Printers covered include the C. Itoh/NEC/Apple DMP, Epson MX/FX Series, Gemini 10/15, IDS Prism Series*, Okidata 80/90 Series & Centronics Series.

Pkaso Interface \$139.88
*IDS Prism (Color) \$159.88

ORANGE MICRO

Grappler +

The Grappler + is an excellent choice if you have more than one printer. For us it's ideal, because we only have to stock one card. End users might not agree—Grappler + does not fully support every single feature on every printer. The Bufferboard lets you add 16K a print buffer, but only for the Grappler+.

Grappler + \$149.88
Bufferboard (16K) \$149.88

APPLE COMPATIBLE


Parallel Card

We aren't stuck on a single vendor here. Tymac, Quadram or Microtek parallel cards all perform well, but Epson's do not—they only work on an Epson. Thus you will never get one from us.

Parallel Card \$89.88

TBL PRODUCTS

Printer Switch



We finally found a printer switch box that we like. Switch between two printers, in parallel/parallel or serial/serial versions (all female plugs).

2-Way Printer Switch \$119.88

QUADRAM

Microfazer

Quadram's Microfazer is a stand-alone buffer that can be moved from system to system. The copy feature lets you print unlimited copies of a document. Comes with its own cable. The power supply is optional.

8K parallel/parallel \$154.88
64K parallel/parallel \$219.88
256K parallel/parallel \$629.88
512K parallel/parallel \$979.88
9 Volt Power Supply \$19.88

HIGH TECHNOLOGY AT AFFORDABLE PRICES THE BOTTOM LINE


MILFORD, NH 03055-0423 □ TELEPHONE (603) 881-9855

Monitors

We can't imagine why people want RGB monitors on Apples or Franklins, but we get an order a month. Take our word for it—unless you're doing something unusual, composite video output is more than sufficient. As regards amber monitors, read on...

USI

Pi Series



We're still using our **PI-3** amber monitor advertised last year. The consensus is yes, amber is easier on the eye. So is the **PI-3's** 20MHz bandwidth and sharp, clear phosphor. Comes in 9 or 12", & in green for you stubborn types.

PI 2 (12" green) **\$159.88**
 PI 3 (12" amber) **\$189.88**
 PI 4 (9" amber) **\$159.88**

AMDEK

Color 1/300s

The **Color 1** offers the best color video output for Apple/Franklin we've seen. It's perfect for games & graphics, but like most color monitors it suffers in the 'ext mode. It beats the bother of RGB, with its special interfaces.

The **300G** or the **300A** (green & amber respectively) offer 15MHz bandwidth in a monochrome display. Cosmetically superior to the PI series.

Color 1 **\$339.88**
 300A **\$159.88**
 300G **\$149.88**

ZENITH

ZVM 121

A neat feature on the **ZVM 121** is the 80 to 40 column switch. The 40 column output fills the screen (double width); switch off and you're in the 80 column mode again. The 12" green screen output is okay, but unremarkable.

ZVM 121 (12" green) **\$139.88**

Modems

Internal? External? 300 baud? 1200? Only you can answer these questions. 1200 baud makes sense if you're on-line during the day. If you're at home, on-line late at night, 300 baud may be all you need. As always, research this stuff before you buy.

US ROBOTICS

Password



Password represents state-of-the-art LSI technology. The small, compact case holds a 0-300/1200 baud, originate/answer, full/half

FRANKLIN Ace 1000 \$799.88 UPS DELIVERED

The **Ace 1000** is an Apple-compatible computer with 64K RAM, hi-res graphics, 8 slots, a cooling fan, numeric keypad, 40 column w/upper-lower case & joystick ports. The

Ace 1000 can use any & all Apple II/II+ hardware or software—we've tested it in our showroom and sold many of these units with Rana Drives and Videx cards, to make whole systems. It's about as compatible as any computer can be short of being an Apple. Definitely the bigger bang for the buck.



duplex, auto dial/answer modem. **Password's** operations are handled completely through software. Comes complete with an RS-232C cable. Password **\$379.88**

DC HAYES

Micromodem II

The **Micromodem II** is a 300 baud originate/answer, auto dial/answer, full/half duplex internal. It comes complete with all hardware & software. It's essentially an Apple/Franklin version of the Smartmodem, but with no 1200 baud upgrade in sight. Micromodem II **\$309.88**

Smartmodems are external units. Software is optional. Smartmodem (300 baud) **\$219.88**
 Smartmodem (1200 baud) **\$539.88**

NOVATION

Apple Cat II

Answering the Hayes challenge, Novation sweetened the **Apple Cat** package with software & a free hour on the source. Originate/answer, auto dial/answer, full/half duplex, the **Apple Cat** can be upgraded from 300 to 1200 baud with an additional board.

Apple Cat II **\$319.88**
 1200 baud upgrade **\$349.88**

Novation also makes external units. Call (603) 881-9855 for technical details/specs.

D-Cat (300 baud) **\$159.88**
 J-Cat (300 baud) **\$139.88**
 SmartCat (300 baud) **\$199.88**
 SmartCat (1200 baud) **\$499.88**
 AutoCat (300 baud) **\$229.88**
 AutoCat (1200 baud) **\$629.88**

RS-232C Communication Interface Board **\$99.88**

Peripherals

The big question these days is I/O compatibility. It's touch-and-go in some cases. You should check with the manufacturers to be certain, but also ask us—we're a gold mine of info sometimes.

MICROSOFT

Premium Pack

The Microsoft **Premium Package** includes the Z80 Softcard for CP/M™, Videx's Videoterm for 80 column display, a 16K RAMcard and Thom Hogan's book on CP/M™. If you're thinking about an upgrade, this is it. Premium Package **\$474.88**

If you've already got 16K RAM (Franklin, for example), get the Z80/Softcard Combo. Same specs, but without 16K. Z80/Videx Combo **\$444.88**

Z80 Softcard **\$229.88**
 16K RAMcard **\$74.88**

SATURN SYSTEMS

Accelerator II

The **Accelerator II** makes an Apple II run 3½ times faster than it normally does. We've tried it on our Franklin, and everyone's been impressed. High-speed 6502 processor and 64K memory. Comes with pre-boot. Accelerator II **\$409.88**

RAMboards by Saturn
 32K Memory Board **\$179.88**
 64K Memory Board **\$274.88**
 128K Memory Board **\$389.88**

RANA SYSTEMS

Elite-1

The **Elite-1's** are single-sided, with 163K storage, 84ms access time & 13 or 16 sectoring—important points when choosing that second drive (you also get an Enhancer Disk free, which lets you access 5 extra tracks). The **Controller Card** can run four drives—Apples, Rana's or whatever—in any combination. The **Elite-2's** are double-sided drives, **Elite-3's** are 80 track drives.

Elite-1 **\$289.88**
 Elite-2 **\$474.88**
 Elite-3 **\$614.88**



WANT PRODUCTS

The Micro Drive

The **Micro Drive** is a 5¼" floppy disk, half-height, for the Apple/Franklin computer. It's a single-sided drive, with 35 or 40 tracks that features direct drive technology, electronic write/protect, a 5 ms stepper motor and band positioning for unrivaled accuracy. The **Micro Drive** comes as a single unit, priced above, a stacked pair or two side-by-side (fits right over the case, & you can stack a monitor). Comes complete with cables & documentation.

The Micro Drive **\$299.88**
 Micro Drive (stacked) **\$579.88**
 Micro Drive (side/side) **\$589.88**

VIDEX

VideoTerm

The **VideoTerm** 80-column card is something of a standard. It gives you 80-column display on the Apple/Franklin, with upper/lower case. It's a must for CP/M™ or Pascal. Comes with or without the Soft Video Switch, which lets you enable or disable the 80 columns from your keyboard. VideoTerm w/switch **\$234.88**
 VideoTerm w/out switch **\$204.88**

VIDEX

Enhancer II

The **Enhancer II** expands your Apple keyboard. Type-ahead buffer, repeat, shift/cap lock, programmable keys, full ASCII (upper/lower case) & more! Enhancer II **\$109.88**

QUADRAM

eRAM

An **eRAM** gives I/O users 80 columns and 63K of additional memory (1 K gets used in the character set). This is particularly nice, since I/O compatibility is rare these days. eRAM Board **\$119.88**

Information/Orders:

(603) 881-9855

Orders Only: (800) 343-0726

No Hidden Charges:

We pay UPS ground shipping on all our orders, and we never charge extra for credit cards. We accept CODs & add a \$10 fee per order. We have a \$50 minimum order. Personal checks are cleared in 3 weeks.

All our equipment is shipped factory fresh, with full warranties. We're authorized for warranty work on a number of printers, & we also offer extended warranty plans for those printers.

Sorry, we cannot accept open POs or extend credit/terms at these prices. APO and foreign orders are not accepted. We prepared this ad in April, & prices do change, so call to verify them.



HIGH TECHNOLOGY AT AFFORDABLE PRICES
THE BOTTOM LINE



MILFORD, NH 03055-0423 □ TELEPHONE (603) 881-9855

Computed GOSUB and GOTO for Applesoft!

by Lawrence Houbre

Most Apple programmers believe that Applesoft lacks computed GOTO and GOSUB commands. This is true in the strict sense of Applesoft, but can be overcome with a little programming magic, and the & command. Presented here are the incantations for &GOSUB and &GOTO.

The sample program demonstrates the use of &GOSUB. Line 200 has the magic phrase. The argument to &GOSUB (and &GOTO) can be any variable, number or expression that results in the line number desired. If the resulting number does not exist, an UNDEF'D STATEMENT error is generated.

The program begins by setting up the & vector, and then pokes the &GOSUB code into page 3 of memory. Now, whenever Applesoft encounters the &, it will execute the installed code. The routine in turn checks for the GOSUB, then evaluates the formula, and causes a GOSUB to the result.

&GOTO can be used by replacing the data with the following line, and changing the FOR I=768 TO 809 to FOR I=768 TO 786.

```

10 REM COMPUTED GOSUB EXAMPLE
15 REM LARRY HOUBRE 8/30/82
20 REM
25 REM SETUP & VECTOR
30 POKE 1013,76: POKE 1014,0: POKE
  1015,3
35 REM POKE IN THE &GOSUB ROUTINE
  E
40 FOR I = 768 TO 809: READ A: POKE
  I,A: NEXT I
45 DATA 201,176,240,3,76,201,222
  ,169,3,32,214,211,165,185,72
  ,165,184,72,165,118,72,165,1
  ,17,72,169,176,72,32,177,0,32
  ,103,221,32,82,231,32,65,217
  ,76,210,215
50 REM DO TITLE PAGE
55 TEXT : HOME : VTAB 10
60 HTAB 9: PRINT "COMPUTED GOSUB
  EXAMPLE"
65 PRINT : HTAB 12: PRINT "BY LA
  RRY HOUBRE"
70 FOR I = 1 TO 1000: NEXT : FOR
  I = 1 TO 20: PRINT : NEXT : POKE
  34,4
75 REM
80 REM SETUP MENU AND GET
85 REM USER RESPONSE
90 VTAB 10: HTAB 18: PRINT "MENU
  "

```

```

95 POKE 32,10
100 PRINT : PRINT "1 - LIST PROG
  RAM"
105 PRINT : PRINT "2 - SHOW MACH
  INE LANGUAGE"
110 PRINT : PRINT "3 - GENERATE
  AN ERROR"
115 PRINT : PRINT "4 - EXIT PROG
  RAM"
120 POKE 32,0
125 VTAB 20: HTAB 5: PRINT "WHICH
  H ?": CHR$(8): GET A$
130 REM CHECK RESPONSE
135 A = ASC(A$) - 48: IF A < 1 OR
  A > 4 THEN 125
140 REM GOSUB TO DESIRED ROUTINE
200 & GOSUB 300 + A * 10: HOME
  : GOTO 90
310 LIST : FLASH : PRINT "NOTICE
  LINE 200": NORMAL : GET A$
  : RETURN
320 HOME : POKE 58,0: POKE 59,3:
  CALL - 418: GET A$: RETURN
340 HOME : VTAB 20: HTAB 1: PRINT
  "YOU ARE NOT ALLOWED TO EXIT
  THIS PROGRAM" CHR$(7): FOR
  I = 1 TO 2000: NEXT : HOME :
  RETURN

```

Program listing. Demonstration of &GOSUB in Applesoft.

** &GOTO data line **

```
DATA 201,171,240,3,76,201,222,32,177,0,32,
103,221,32,82,231,76,65,217
```

Both &GOSUB and &GOTO are relocatable and will run from any rea-

sonable place in the Apple memory. Good luck &GOTO work! ■

Address all correspondence to Lawrence R. Houbre, Jr., 358 Ashley Blvd., New Bedford, MA 02746.

Prevent Program Copying

by Marc Dodson

A recent *inCider* article ("Apple Combination Lock" by Harry White, April 1983) explained how to lock your disk files from unauthorized tampering. Here are some addi-

tional ways to prevent this problem.

Rather than use paddle setting inputs, which can be cumbersome and inconvenient if you must transfer from machine to machine, simply use

an input statement. If the input string (either alpha or numeric) does

Address correspondence to Marc Dodson, 27202 Via Burgos, Mission Viejo, CA 92691.

not match your predetermined answer string exactly, the program will not function. These can be spread throughout the program, asking such things as the author's mother's maiden name, social security card number or anything else. If the operator fails to enter the correct input, the program will stop, destroy the program, set off an alarm (as noted in the article), or perhaps (using a POKE 50,RANDOM) scramble text output.

To prevent unauthorized copying of a program when you leave a machine or disk unattended, the Test Program in the program listing should be of help. Since most people will not bother to lock a program or to tape over the write notch on the disk, the program self-destructs the first time it is run. The ONERR GOTO statement in line 30 tells the program where to go when an error is encountered. Line 40 tries to delete the disk copy of the program and line 60 destroys the program in memory. If

the program is locked or the disk is write-protected, the ONERR GOTO statement comes into play (since this condition generates an error statement) and the program skips to line 70, letting you know everything is OK. Line 80 cancels the ONERR command.

Be careful, since line 80 acts as a CLEAR command and also resets all variables to 0. Obviously, this routine is meant to be placed at the beginning of the program before any variables are introduced. And the author must make sure his program is locked or write-protected, or load the program first, then type RUN 100 to bypass the routine entirely.

Other useful commands besides the POKE 214,128 (RUN only) mentioned in the article are POKE 50,128, which makes the listing and cataloging invisible, and POKE 1010,102:POKE 1011,213:POKE 1012,112, which makes RESET run.

Another technique is to enter non-

```
10 TEXT:HOME
20 PRINT "TEST PROGRAM"
30 ONERR GOTO 70
40 PRINT CHR$(4);"DELETE TEST
PROGRAM"
50 PRINT "PROGRAM DESTROYED"
60 DEL 10,90
70 PRINT "TEST PROGRAM OK"
80 POKE 216,0
90 END
```

Program Listing. Utility for protecting files.

printing control characters in the program name when saving the program to disk. This prevents access by anyone who doesn't know what the control characters are and where they are placed within the program name. In fact, this works so well I outwitted myself. While saving a program to disk I must have inadvertently hit the control key. Since I have no idea what control character was hit or where it was placed, I can't access the program. If anyone has any suggestions about how to get around this, I would like to hear them. ■

Micro Typewriter

by Winfield H. Edwards

This short program uses three subroutines from the Apple's monitor and autostart ROM to produce some rather interesting results. The 6502 manages this binary data at very high speeds, compared to Basic. No formal assembler is required in this case.

Three mnemonics and associated hex codes are employed:


JSR 20—GOTO SUBROUTINE ADDRESS AND EXECUTE

JMP 4C—GOTO ADDRESS (LIKE BASIC GOTO)

RTS 60—RETURN FROM SUBROUTINE (TIDY UPPER)

Three subroutines are used (see pages 61-64 of the *Reference Manual*):

Address all correspondence to Winfield Edwards, 300 Firwood Drive, Grants Pass, OR 97526.



Screen display of simple graphics.

\$58FC—CLEAR SCREEN (BASIC HOME)
 \$FD35—GET INPUT CHARACTER OR
 ESC CODE
 \$FDED—OUTPUT A CHARACTER

All elements are at hand and it is possible to write the program. Type CALL-151 and return to get into the monitor mode, which should display an asterisk prompt and a blinking cursor block. Copy Listing 1 as shown and BSAVE (optional). Type list command 0300L. This will produce Listing 2. Next, type 0300G, which will run the program, leaving

```
0300:20 58 FC
0303:20 35 FD
0306:20 ED FD
0309:4C 03 03
030C:60
```

Listing 1. Assembly language program that turns your video screen into a blackboard.

the cursor in the upper left corner of the screen. For Basic operation, press control-C, then type PR#1 (if using a printer), CALL 768 and return. Line numbers are not used. This replaces the 0300G command.

This is the point where the fun begins. Study carefully pages 34 and 35 of the *Reference Manual*, titled *Escape Codes*. The cursor may be moved over the entire screen window. With a printer on line, the Apple will send directly to the printer, much like a typewriter. The photograph shows the screen displaying graphics and text using characters.

It's easy to use this system as a typewriter, but transferring character designs to the printer is difficult. Also, remember the Apple will not transmit lowercase text to a printer unless you use a word processor. Experiment with margin settings, headings, and so forth. Also, messages

JCALL-151

*300L

```
0300- 20 58 FC JSR $FC58
0303- 20 35 FD JSR $FD35
0306- 20 ED FD JSR $FDED
0309- 4C 03 03 JMP $0303
030C- 60 RTS
030D- 00 BRK
030E- 00 BRK
030F- 00 BRK
0310- 83 ???
0311- C0 AD CPY #$AD
0313- B3 ???
0314- C0 A9 CPY #$A9
0316- A5 8D LDA $8D
0318- 00 BRK
0319- D0 CD BNE $02E8
031B- 00 BRK
031C- D0 D0 BNE $02EE
031E- 13 ???
031F- 4A LSR
0320- 8D 00 D0 STA $D000
```

Listing 2. Output from listing the program in Listing 1.

Input Sorts

by Jeffrey A. Mills

Writing a file program that inputs names or titles? Here are two handy subroutines to help sort out your inputs.

The first (Listing 1) removes *a*, *an* or *the* from the beginning of a title and moves it to the end of the string, preceded by a semicolon. Please note that the length checks (1010, 1030, 1050) must be in ascending order of length for the routine to work.

The second (Listing 2) sorts out a name so it is formatted with the last name first, followed by a semicolon and the rest of the name.

Both of these routines can make alphabetizing a file much more systematic. The strings are ordered so they can be filed by their first letter.

Before you call the GOSUB to run these routines, be sure to set Z\$ equal to the string you want to sort. After returning from the GOSUB you must

```
0 REM ***** LISTING #1 *****
  * BY JEFFREY A. MILLS ***

1000 REM *** LISTING #1 ***
1001 REM *** SET Z$ = TO STRING
  TO SORT BEFORE ENTERING SUB
  ROUTINE ***
1010 IF LEN (Z$) < 3 THEN 1090
1020 IF LEFT$ (Z$,2) = "A " THEN
  Z$ = "; A":Z$ = RIGHT$ (Z$
  , LEN (Z$) - 2) + Z$: GOTO
  1090
1030 IF LEN (Z$) < 4 THEN 1090
1040 IF LEFT$ (Z$,3) = "AN " THEN
  Z$ = "; AN":Z$ = RIGHT$ (Z$
  , LEN (Z$) - 3) + Z$: GOTO
  1090
1050 IF LEN (Z$) < 5 THEN 1090
1060 IF LEFT$ (Z$,4) = "THE " THEN
  Z$ = "; THE":Z$ = RIGHT$ (
  Z$, LEN (Z$) - 4) + Z$
1090 RETURN
```

Listing 1. Moves a, an and the to the end of a title.

```
0 REM ***** LISTING #2 *****
  * BY JEFFREY A. MILLS ***

1000 REM *** NAME FLIP ***
1001 REM *** SET Z$ = TO THE NA
  ME TO FLIP BEFORE ENTERING S
  UBROUTINE ***
1010 N = 0: FOR Z = ( LEN (Z$)) TO
  1 STEP - 1
1020 IF MID$ (Z$,Z,1) < > " " THEN
  1040
1030 N = A:Z = 1
1040 NEXT: IF N = 0 THEN 1070
1050 Z$ = RIGHT$ (Z$, LEN (Z$) -
  N) + "; " + LEFT$ (Z$,N)
1060 Z$ = Z$
1070 RETURN
```

Listing 2. Formats last name first.

ing the following four lines to either of the subroutines:

```
10 INPUT "NAME OR TITLE>";A$
20 Z$ = A$: GOSUB 1000: A$ = Z$
30 PRINT A$
40 END
```

This input routine should simplify the job. ■

reset your string variable to equal Z\$. You can test these routines by add-

Address correspondence to Jeffrey A. Mills, PO Box 151412, Columbus, OH 43215.

NO MORE JUMPERS NO MORE SWITCHES! LET PSIO SIMPLIFY YOUR COMMUNICATION

SPECIAL 10% OFF
 WHEN YOU BUY TWO ITEMS OR MORE!

INTRA's PSIO Programmable Serial I/O Board AND SOFTERM

Turn your APPLE into an intelligent file transfer terminal for accessing applications on hosts and time sharing systems. Supporting keyboard selectable transfer rates to 9.6 kbit/s, the *PROGRAMMABLE SERIAL I/O BOARD, when used with Softronics Inc.'s Softerm lets your APPLE emulate IBM's 3101, DEC's VT100, DG's D-200, LSI's ADM-3A and ADM-5A, Hazeltine 1400 and 1500, ADDS Regent, and TeleVideo 900 Series Terminals.

ASCII EXPRESS

Give your APPLE the most versatile and accurate data transfer capabilities available. Combining the PSIO's programmable hardware options with the Editor, Directory, and Keyboard Macro features of SDS's ASCII EXPRESS: PROFESSIONAL, there is virtually NO Computer System it can't be used with. This is the only hardware/software combination available to offer 5-LEVEL BAUDOT CODE: CURRENT-LOOP capability; and all desirable RS-232 and ASCII UTILITIES for APPLE COMMUNICATIONS.

PSIO BOARD.....199⁹⁵
 SOFTERM Software.....150⁰⁰
 ASCII EXPRESS: Professional.....129⁹⁵

SEX CHANGE \$28



COMPACT

MALE-MALE OR FEMALE-FEMALE SEX CHANGER


\$28



ASYNCHRONOUS NULL - MODEM

\$28

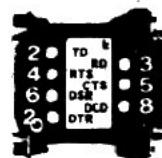
P.c. Design



DB-25 CABLE CONFIGURATOR

\$60

1-year warranty



LINE-POWERED

RS-232 LINE MONITOR

\$40

COME TO INTRA for DATA-COMM
 CENTRONICS INTERFACE COMPATIBLE PRINTER SWITCH
 Works with all Microcomputers \$165

AB SWITCHES: One year warranty. Intra Computer offers a complete family of manual line switching devices to enable Port 'C' connectorized signals to be directed to either Port 'A' or Port 'B'. Constructed from highest quality components with gold plated contacts, these products are easily installed and require no A.C. power source.

Intra Computer

101 W. 31st, N.Y., N.Y. 10001 (212) 947-5533



Auto-Menu for the Apple II—Revisited

by Michael Losk

This article is an update of the Applesoft version of the program called Auto-Menu presented by Kenneth Miles in the March 1981 issue of *Microcomputing*. The purpose of Auto-Menu is to avoid the problem of typos in entering menu selections. The program accomplishes this by assigning a single-letter designation to each program in the disk catalog. Then the user has to type just the one letter to make a choice.

The update consists of two improvements: allowing Auto-Menu to run with a disk that has *any* number of programs, and allowing the user to request a RUN or a LOAD of the chosen program.

Modifying Auto-Menu

(1) Add statement 0 to read:

```
0 HOME
```

(2) Add statement 1 to read:

**This Publication
is available in Microform.**

**University Microfilms
International**

Please send additional information

for _____

Name _____

Institution _____

Street _____

City _____

State _____ Zip _____

300 North Zeeb Road, Dept. P.R., Ann Arbor, Mi. 48106

```
1 D$=""
```

(Hit control-D after the first quote symbol.)

(3) Add statement 2 to read:

```
2 PRINT D$;"CATALOG"
```

(4) Add statement 3 to read:

```
3 GOSUB 200
```

(5) Delete statement 10

(6) Add statement 21 to read:

```
21 D$=""
```

(Hit control-D after the first quote symbol.)

(7) Change statement 110 to read:

```
110 PRINT:PRINT D$B$E$A$
```

(8) Add statements 200 to 230:

```
200 PRINT:INPUT "PRESS <R> FOR RUN  
OR <L> FOR LOAD---";E$  
210 IF E$="R" THEN E$="RUN"  
220 IF E$="L" THEN E$="LOAD"  
230 RETURN
```

Explanation of Changes

Step (1) clears the screen.

Steps (2) and (3) display the catalog. Step (4) is a subroutine to allow for the RUN or LOAD option (GOSUB instruction).

Step (5) deletes statement 10 because statement 0 already provides this function.

Steps (6) and (7) RUN or LOAD the program from disk.

Step (8) is a subroutine to allow for the RUN or LOAD option.

Instructions for Operation

If your disk contains 21 programs or fewer, run Auto-Menu. If a blinking cursor appears at the bottom of the catalog, press the space bar and continue by selecting the RUN or LOAD option and pressing return.

If your disk contains 22 or more programs, run Auto-Menu. Press the space bar until the desired program is displayed and a blinking cursor appears at the bottom of the screen. (If there is no blinking cursor, then select the RUN or LOAD option and press return.) Then press reset, type RUN 3 and hit return. Indicate the RUN or LOAD option and press return. ■

```
0 HOME
1 D$=""
2 PRINT D$;"CATALOG"
3 GOSUB 200
20 I = I + 2: IF SCRN(4,I - 1) =
  10 THEN 20
21 D$=""
25 P = I / 2
30 VTAB P + Q: HTAB 1:Q = Q + 1:
  R = I + Q * 2 - 2
40 A$ = CHR$(SCRN(0,R - 2) +
  SCRN(0,R - 1) * 16 - 128) +
  CHR$(SCRN(1,R - 2) + SCRN(
  1,R - 1) * 16 - 128)
50 PRINT "..."; COLOR = (Q +
  128) / 16: PLOT 3,R - 1: COLOR =
  Q + 128 - INT((Q + 128) /
  16) * 16: PLOT 3,R - 2
60 HTAB 38: PRINT A$: IF MID$(
  A$,2,2) = "T" THEN VTAB P +
  Q - 1: HTAB 1: PRINT "TEXT"
70 IF SCRN(4,R + 1) < > 10 THEN
  30
80 PRINT "TOUCH LETTER OF
  CHOICE---";
90 P = PEEK(-16384): IF P < 1
  28 THEN 90
91 PRINT CHR$(P);
93 POKE -16368,0: IF P < 193 OR
  P > 192 + Q THEN END
95 I = I + (P - 193) * 2 - 2
100 B$ = "": IF SCRN(38,I) = 2
  THEN B$ = "B"
105 A$ = "": FOR P = 7 TO 37:A$ =
  A$ + CHR$(SCRN(P,I) + SCRN(
  P,I + 1) * 16 - 128): NEXT P
110 PRINT:PRINT D$B$E$A$
200 PRINT:INPUT "PRESS <R> FOR
  RUN OR <L> FOR LOAD---";E$
210 IF E$="R" THEN E$="RUN"
220 IF E$="L" THEN E$="LOAD"
230 RETURN
```

Program listing, Auto-Menu, modified.

Address correspondence to Michael Losk, 3601
24th Ave., West Room 302, Seattle, WA 98199.

BOOK KEEPER II

WITH
CHECK WRITER II

Yes, a unique single entry Book Keeping system for the Apple. As you write your checks, maintain up to 300 General Ledger Accounts, and unlimited Account distribution. Excellent for BUSINESS or PERSONAL use.

1. Have 300 Payable vendors on file.
2. Have 300 Ledger acct. numbers on file.
3. Batch process 100 checks at a time.
4. Process 1000 entries per month.
5. Maintain Monthly and YTD Totals.
6. Write checks up to \$99,999.00
7. Uses standard NEBS or RAPIDFORMS low cost checks.
8. Process a check for a single amount or up to 10 single entries, with discounts.

ONLY \$99.50

Mark / Assoc BOOK KEEPER II
Donn CHECK WRITER II

BOX 1589, MARIETTA, GA 30061
404-422-8169

VISA OR MASTER CHARGE - DEALER INQUIRIES INVITED
APPLE IS A TRADEMARK OF APPLE COMPUTER, INC.

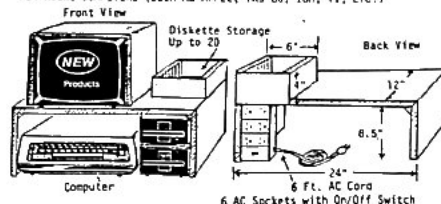
WANT TO MODIFY YOUR SINGLE-SIDE DISK TO DOUBLE-SIDE?

A COMPLETE KIT INCL. TEMPLATE, PUNCH, LABELS & STEP-BY-STEP INSTR. ONLY \$9.95 FOR 5 1/4" DISK OR \$14.95 FOR 8" DISK.

DISK ORGANIZER BOX

A PRECISION CUT WOODEN BOX WITH SLOTS, HANDLES. SIZE 6 x 6.5 x 15.5" IT HOLDS 40 x 5 1/4" DISKS. \$9.95 AND FOR 8" DISKS \$14.95 SIZE 9 x 9.5 x 15.5"

ECO-COMPUTER CONSOLE (MADE OF UNFINISHED WOOD. FOR FINISH OF EITHER BLACK OR VARNISH - EXTRA \$10) SPECIALLY DESIGNED FOR MICRO-COMPUTERS (SUCH AS APPLE, TRS 80, IBM, TI, ETC.)



#CON-30 \$29.95 (without AC sockets)
#CDU-31 \$44.95 (with AC sockets)

NOISE FILTER - 2 Amp. (250 W) \$3.95, 5 Amp. (575 W) \$5.95
10 Amp. (1150 W) \$9.95. Specify # of sockets to be wired with filter.

OMEGA ELECTRONICS P.O. Box 2454 Edmond, OK 73083

Check/MC - Visa - Exp. Date & your signature.

Add \$2 for handling, Overseas 10% extra; Add 4% tax in Oklahoma

BACK-UP ALMOST ANYTHING!

Products below, when used appropriately, either singly or together, will enable you to copy virtually all software for the relevant computer. The copy-products are intended to be used for back-up purposes only! Products are Apple-compatible unless otherwise indicated.

Locksmith	75	Crack-Shot	129
Back-it-Up	49	Snap-Shot	Call
Nibbles-Away	59	Wild-Card IIE	115
Watson	39	Inspector	45
Copy II +	35	Copy II + (IBM PC)	35

CONNECTICUT INFORMATION SYSTEMS

218 Huntington Road
Bridgeport, CT 06608
203-579-0472

TO ORDER: Use phone or mail. VISA, MC, Checks & bank wires accepted. Add 4% for shipping, or \$4, whichever is more. Conn. residents add 7.5% sales tax.

Not responsible for typographical errors. Prices subject to change without notice.

The House-Ware Genies



- ★ The Mail Genie
- ★ The Pantry Genie
- ★ The Recipe Genie
- ★ The Calendar Genie
- ★ The Insurance Genie

At last, the Turn-Key Programs that allow Dad to influence Mom, that an Apple™ Computer is a modern day necessity.

Introductory Price **\$29.95**



Developed By
SOUTHERN CENTER FOR RESEARCH & INNOVATION
P.O. Box 1713
Hattiesburg, MS 39403

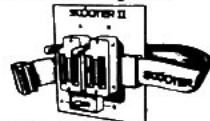
Dealer Inquiries Invited

SCOOTER™

High Grade Electronic Components
AT YOUR FAVORITE COMPUTER STORE NOW!

Let the \emptyset -force be with you!

#ZFII
\$34.95



SCOOTER \emptyset -FORCE TWIN-PORT

Two \emptyset -force sockets save fragile plug pins on game accessories. Slide switch to go from port to port. 3-foot cable and pressure sensitive backing for easy mounting.
 \emptyset -FORCE X-PORT. Single socket external game port.
(#ZFXP-3): **\$20.00**

Centralize and protect your power!

#SSP-6
\$47.95



SCOOTER GUARD-IT™ CONTROL CENTER

Surge Protected Outlet Strip

Scooter's Guard-it six-outlet strip offers surge protection plus one-switch power control of all computer components. Rated at 15 amp, 125 volts. Maximum spike current: 4000 amps. Clamping spike voltage: 350. Power indicator light. Push-to-reset protected circuit breaker. 6-foot grounded cord. UL listed.

Get the connection!

#CCAP4P
\$29.80



CENTRONICS-TYPE CABLE ASSEMBLIES

4-ft. flat cable with 36-pin male to male connectors. Compatible with parallel printers. 6-ft. (#CCAP6P): **\$32.95**

Male to female:
4-ft. (#CCAP4S): **\$29.80**
6-ft. (#CCAP6S): **\$32.95**
D-SUBMINIATURE ASSEMBLIES (4-ft.)
#DB25P-4S: **\$21.75**
#DB25P-4P: **\$19.95**



- Other SCOOTER™ products:
- cable assemblies • connectors
 - semiconductors • switches
 - integrated circuits & sockets
 - electronic components & hardware

FREE SCOOTER™ T-SHIRT!

SEND proof of purchase (sales receipt) for Scooter merchandise ...

OR SEND the name of your computer dealer if he does not carry the Scooter™ High Grade Electronic Component line ...

WITH THIS COUPON and your name, address and T-shirt size to:

ohm/electronics
746 Vermont St., Palatine IL 60067

PRESERVE in Cider WITH BINDERS & FILE CASES.



Keep your issues of inCider handy and protected in handsome and durable library file boxes or binders. Both styles are bound in kelly green leatherette with the magazine logo stamped in gold.

File boxes: each file box holds 12 issues, with spines visible for easy reference.

\$5.95 each, 3 for \$17.00, 6 for \$30.00

Binders: each binder holds 12 issues and opens flat for easy reading.

\$7.50 each, 3 for \$21.75, 6 for \$42.00

(USA postage paid. Foreign orders must include \$2.50 per item.)

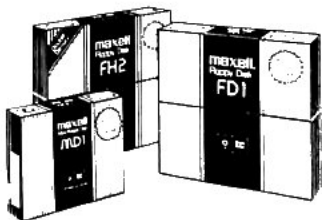
Please state years desired (1982 to 1984).

Send check or money order to:


Jesse Jones Box Corp., P.O. Box 5120, Philadelphia, PA 19141; please allow 6 to 8 weeks for delivery. Sorry, no C.O.D. or phone orders.

Maxell Floppy Disks

The Mini-Disks with maximum quality.



Dealer inquiries invited. C.O.D.'s accepted.
Call FREE (800) 235-4137.



PACIFIC EXCHANGES
100 Foothill Blvd. San Luis
San Luis Obispo, CA 93401.
In Cal. call (800) 592-5935 or
(805)543-1037.

Fudge It!

by Don Fudge

Create Gorgeous Color-Filled Scenes!

In this column I'll discuss color-filling algorithms and present a machine language program called FILL4 that color-fills line drawings made by white lines on a black background. The program enables you to create scenes easily and is fun to use. It does, however, require prior creation of a line drawing picture. You may use H PLOT shape-drawing routines that I have presented in earlier columns, or write your own. You might want to create an etch-a-sketch screen drawing program by having the computer H PLOT lines connecting various coordinates determined by game paddle settings (as you move the paddles and push a paddle button to cause hplotting from your earlier hi-res screen position to your newest hi-res screen position). Or simply do HGR: POKE-16302,0:HCOLOR = 3:H PLOT X1,Y1 TO X2,Y2 TO X3,Y3 TO X4,Y4-----.

Once that line drawing is saved (BSAVE line drawing, A\$2000,L\$1FF8)

you are ready to color it. When you key in the enclosed programs, you will have some great scene creation utilities (including the fastest color-fill algorithm available anywhere). If you haven't the time to type programs, I would suggest Avant-Garde's Paint Master Scene Utility as an inexpensive scene creator.

Scene painting is filling enclosed spaces with colors and/or patterns. The palette included here contains hundreds of colors/patterns to choose from. Or use Listing 4 (with line 10 modified to 10 HGR2) from my March *inCider* column to create a color palette (see photo), and then hit control-reset and type BSAVE PATRN, A\$4000, L\$1FF8. Don't forget to use POKE 103,1: POKE 104,96: POKE 24576,0 *before* loading or running that listing.


Start-of-Program Pokes

A note about the above pokes. Several people have written saying that

they've had trouble making programs work after typing them from *inCider* columns. The problem in all cases was either that they did not carefully read the column and skipped the section about the necessary pokes, or they decided to put the pokes at the beginning of their graphics programs. *This will not work!*

Here is what happens. The Apple normally loads all Applesoft programs at \$800. But to avoid having graphics and string or variable storage clashing in memory, you should begin graphics programs at \$4000 if they use hi-res page 1, and \$6000 if they use hi-res page 2. This enables you to ignore HIMEM and LOMEM and to use \$800-\$1FFF for subroutine and data table storage. Further, it al-

Address correspondence, including inquiries about additional routines and programs, to Don Fudge at Avant-Garde Creations, PO Box 30160, Eugene, OR 97403.



Some of the colors in a scene painting palette.

Franklin's ACE1000 Runs With The Best!

VisiCalc®, DB Master®, Desktop Plan®—they are all running on the Franklin ACE 1000. Cash flow, budgets, word processing or data base management, business or pleasure, the ACE 1000 runs with the best.

The Franklin ACE 1000 is hardware and software compatible with the Apple® II. Franklin users can choose from an enormous selection of programs—programs that run better on the ACE because it includes 64K of RAM, upper and lower case, VisiCalc keys, a numeric pad and an alpha lock key.

Run with the best. Call or write today for the name of your local authorized Franklin dealer.

Franklin ACE is a trademark of Franklin Computer Corporation.
Apple is a registered trademark of Apple Computer Inc.
VisiCalc and Desktop Plan are registered trademarks of Visi Corp.
DB Master is a registered trademark of Stoneware.



FRANKLIN
COMPUTER CORPORATION
2138 Route 38
Cherry Hill, NJ 08002
609-482-5900
Telex: 837-385



lows Basic programs to be \$5600 long, including variable and string storage.

POKE 103,1: POKE 104,64: POKE 16384,0 permits use of page 1 graphics and starts your Basic programs at \$4000. POKE 103,1: POKE 104,96: POKE 24576,0 permits use of page 1 and/or page 2 graphics and starts your Basic programs at \$6000. Page 1 is \$2000-\$3FFF and page 2 is \$4000-\$5FFF.

Now, it is impossible to move a loaded program by use of these pokes; if you put the pokes in line 1, your program will bomb. Line 1 is

not run until a program is entirely loaded and by then it is too late. So you must do these pokes either in IMMEDIATE mode (no line number) or in the Hello program that boots when you turn on your computer and your drive runs. It is okay to have a line like 90?CHR\$(4)"RUN PALETTE" after a line such as 50 POKE 103,1: POKE 104,96: POKE 24576,0.

Getting Ready

For Listing 1 (FILL4) you need only do CALL-151 and 9000:, and

then start typing code, hitting return after six lines are full and updating your address. PATRNMAKER (Listing 2) needs only to be keyed in, saved and run, from Basic. Again, saving the March issue's color palette, as previously advised, is also viable here, but you get no patterns—just colors.

Once FILL4 is keyed in, use BSAVE FILL4,A\$9000,L\$400. Then, after you're done running PATRNMAKER (POKE 103,1: POKE 104,96: POKE 24576,0 first) a file called PATRN will have been saved on your disk. This is the palette (a binary picture) your PALETTE program will be looking for when you choose your very first color.

PALETTE, Listing 3, is another Basic program to key in. Once FILL4, PATRN, and PALETTE are all saved on your disk, do POKE 103,1: POKE 104,96: POKE 24576,0 and run PALLETTE.

Using the PALETTE Program

Here are a few details you will need to know:

1. If you will be loading any HPLLOT shapes, TEST 0 (CALL2048) must be on the disk. This file was presented in my March column as Listing 2. If you have no such file, do not worry; just avoid the HPLLOT shape part of option 9.

2. If you will be loading block shapes into your scene (also in option 9) you will need TESTTB, another routine presented in March. If you have no TESTTB, all is well—simply avoid using block shapes as additions to the screen.

3. If you will want to use option 13 (GO TO SCAN & SAVE SHAPE) you will need my SCANA program from the April inCider. It turns any part of the screen into a table-sized block shape. If you have no such file, no problem—just don't try to create block shapes with sections of the screen in the hi-res scenes you create with PALETTE.

Incidentally, do you notice how I'm tying all the programs I've presented in this column together to create a system with which you can perform any general graphics feat you

*9000,93FF

```

9000- A9 00 85 1F 85 FA 85 18
9008- 85 FB 85 1D 85 FC 85 1A
9010- 85 EC 85 EE 85 CF 85 CE
9018- 85 E3 A5 26 85 FD A5 27
9020- 85 FE A4 FF 84 EF B1 26
9028- C9 7F D0 01 68 C9 FF D0
9030- 01 68 A5 EF C9 04 90 08
9038- 4A 4A 0A 0A 85 D3 A5 EF
9040- 38 E5 D3 85 FC A5 FC D0
9048- 07 A5 06 A2 06 4C 6A 90
9050- C9 01 D0 07 A5 07 A2 07
9058- 4C 6A 90 C9 02 D0 07 A5
9060- 08 A2 08 4C 6A 90 A5 09
9068- A2 09 06 1E A5 D3 B1 26
9070- 0A D0 07 A5 03 91 26 4C
9078- 3E 91 B1 26 29 7F 85 19
9080- A5 ED 29 7F C5 19 08 06
9088- 20 E5 90 4C 31 91 20 94
9090- 90 4C 31 91 A9 00 85 FB
9098- 85 EB 85 CF B1 26 0A E6
90A0- EB 0A 90 FB A5 EB C9 02
90A8- B0 03 E6 CF 60 A2 00 A1
90B0- 1E 85 19 C6 EB F0 29 A9
90B8- 07 38 E5 EB 85 EB 85 EC
90C0- A5 19 C9 80 90 02 E6 FB
90C8- 4A C6 EB D0 FB 0A C6 EC
90D0- D0 FB 85 19 B1 26 05 19
90D8- A6 FB F0 02 09 80 91 26
90E0- E6 1A E6 E3 60 A9 00 85
90E8- FB 85 EB 85 CF B1 26 E6
90F0- EB 4A 90 FB A5 EB C9 02
90F8- B0 03 E6 CF 60 A2 00 A1
9100- 1E 85 19 C6 EB F0 29 A9
9108- 07 38 E5 EB 85 EB 85 EC
9110- A5 19 C9 80 90 02 E6 FB
9118- 0A C6 EB D0 FB 4A C6 EC
9120- D0 FB 85 19 B1 26 05 19
9128- A6 FB F0 02 09 80 91 26
9130- 60 A5 1A D0 09 A9 00 85
9138- FA 85 1A 4C 81 91 A9 00
9140- 85 1A 85 FA C0 27 F0 ED
9148- C8 E6 EF E6 1E A5 1E C9
9150- 0A D0 07 A2 06 06 1E 4C
9158- 62 91 C9 E0 D0 04 A2 DC
9160- 06 1E B1 26 C9 7F D0 02
9168- F0 C8 C9 FF D0 02 F0 C5
9170- B1 26 0A D0 09 A2 00 A1
9178- 1E 91 26 4C 3E 91 20 E5
9180- 90 A6 E3 F0 07 A9 00 85
9188- E3 4C 1F 92 C0 00 F0 F9
9190- E6 FA A5 FA C9 02 80 4E
9198- A4 FF A5 1E C9 0A 80 24
91A0- A5 FC D0 06 A9 0A 85 1E
91A8- D0 3C C9 01 D0 06 A9 07
91B0- 85 1E D0 32 C9 02 D0 06
91B8- A9 08 85 1E D0 28 A9 09
91C0- 85 1E D0 22 A5 FC D0 06
91C8- A9 E0 85 1E D0 18 C9 01
91D0- D0 06 A9 D0 85 1E D0 0E
91D8- C9 02 D0 06 A9 DE 85 1E
91E0- D0 04 A9 DF 85 1E 88 84
91E8- EF C6 1E A5 1E C9 05 D0
91F0- 07 A2 08 86 1E 4C 00 92
    
```

```

91F8- C9 D0 D0 04 A2 DF 86 1E
9200- B1 26 C9 7F D0 02 F0 17
9208- C9 FF D0 02 F0 11 B1 26
9210- 0A D0 03 A2 08 A1 1E 91
9218- 26 4C 81 91 20 94 90 A9
9220- 00 85 E3 A5 10 F0 03 4C
9228- EE 92 A5 1E C9 0A 80 24
9230- A5 FC D0 06 A9 DC 85 1E
9238- D0 3C C9 01 D0 06 A9 D0
9240- 85 1E D0 32 C9 02 D0 06
9248- A9 DE 85 1E D0 28 A9 DF
9250- 85 1E D0 22 A5 FC D0 06
9258- A9 06 85 1E D0 18 C9 01
9260- D0 06 A9 07 85 1E D0 0E
9268- C9 02 D0 06 A9 08 85 1E
9270- D0 04 A9 09 85 1E 20 D5
9278- F4 A4 FF 84 EF A5 27 C9
9280- 3F 90 0C A5 26 C9 D0 90
9288- 06 20 04 F5 4C EE 92 B1
9290- 26 C9 7F D0 02 F0 57 C9
9298- FF D0 02 F0 51 B1 26 0A
92A0- F0 43 A5 EE D0 1F 81 26
92A8- 29 7F 85 19 A5 ED 29 7F
92B0- C5 19 80 0D 18 A5 19 4A
92B8- B0 07 A9 02 85 EE 4C C5
92C0- 92 A9 01 85 EE A5 EE C9
92C8- 02 F0 02 80 20 94 90 A5 FB
92D0- D0 1C E6 E3 4C 3E 91 20
92D8- E5 90 A5 CF D0 18 A9 02
92E0- 85 FA 4C 81 91 A2 00 A1
92E8- 1E 91 26 4C 3E 91 E6 18
92F0- A5 18 C9 02 80 2D A5 FC
92F8- D0 06 A9 DC 85 1E D0 18
9300- C9 01 D0 06 A9 0D 85 1E
9308- D0 0E C9 02 D0 06 A9 DE
9310- 85 1E D0 04 A9 0F 85 1E
9318- A5 FD 85 26 A5 DE 85 27
9320- 4C 6F 93 A5 1E C9 0A 80
9328- 24 A5 FC D0 06 A9 DC 85
9330- 1E D0 3C C9 01 D0 06 A9
9338- D0 85 1E D0 32 C9 02 D0
9340- 06 A9 DE 85 1E D0 28 A9
9348- DF 85 1E D0 22 A5 FC D0
9350- 06 A9 06 85 1E D0 18 C9
9358- 01 D0 06 A9 07 85 1E D0
9360- 0E C9 02 D0 06 A9 08 85
9368- 1E D0 04 A9 09 85 1E 20
9370- 04 F5 A4 FF 84 EF A5 27
9378- C9 21 80 07 A5 26 C9 28
9380- B0 01 60 B1 26 C9 7F D0
9388- 02 F0 7F C9 FF D0 02 F0
9390- F1 B1 26 0A F0 46 E6 10
9398- A5 CE D0 1F B1 26 29 7F
93A0- 85 19 A5 ED 29 7F C5 19
93A8- B0 0D 18 A5 19 4A 80 07
93B0- A9 02 85 CE 4C 88 93 A9
93B8- 01 85 CE A5 CE C9 02 F0
93C0- 0C 20 94 90 A5 CF D0 13
93C8- E6 E3 4C 3E 91 20 E5 90
93D0- A5 CF D0 07 A9 02 85 FA
93D8- 4C 81 91 60 A2 00 A1 1E
93E0- 91 26 E6 10 4C 3E 91 00
93E8- 46 42 46 42 46 46 46
93F0- 40 60 40 60 40 40 40
93F8- 44 40 44 40 44 44 04 44
    
```

Listing 1. FILL4.



**MAKE IT
EASY
TO
SAVE**
your copies of
inCider

Your magazine library is your prime reference source—keep it handy and keep it neat with these strong library shelf boxes. They are made of white corrugated cardboard and are dust resistant. Use them to keep *all* your magazines orderly yet available for constant reference.

Self-sticking labels are available for the following:

80 Micro	73 Magazine	Radio Electronics
Microcomputing	QST	Personal Computing
inCider	CQ	Byte
Desktop Computing	Ham Radio	Interface Age

One box (BX1000) is \$2.00, 2-7 boxes (BX1001) are \$1.50 each, and 8 or more boxes (BX1002) are \$1.25 each. Be sure to specify which labels we should send.

Call **TOLL-FREE** for credit card orders:
1-800-258-5473

Or use the order form in this magazine and mail to:



Attn: Book Sales, Peterborough, NH 03458

SHIPPING AND HANDLING CHARGES \$2.00 per order up to and including a quantity of eight 25¢ for each additional box ordered.



FRICION FEED FOR YOUR EPSON

MX-70* or MX-80*

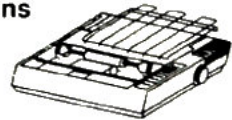
*MX-70 and MX-80 are Trademarks of EPSON, Inc.

• **Converts your printer for friction feed of SINGLE SHEETS or ROLL PAPER.**

• **SIMPLE Installation (all you need is a screwdriver, no soldering).**

• **Tractor feed remains undisturbed.**

• **Only \$39⁹⁵**
(add \$2.00 for shipping)



SATISFACTION GUARANTEED OR YOUR MONEY BACK



VISA & Master Card Accepted

MICRO-GRIP
3164 Dumbarton Ave.
San Bernardino, CA 92404

CALIFORNIA RESIDENT ADD 6% STATE SALES TAX

(714) 864-6643

PICK OF THE BUNCH

THE MARKET'S RIPE FOR THE PICKING.

SELL

Magazine dealers everywhere are discovering the *buying power* of over half a million Apple* computer owners.

And the #1 Apple magazine with these affluent consumers? *inCider*, the hot new monthly produced by veteran publisher, Wayne Green.

inCider claims the title of "Big Apple" with a whopping 21% surge in paid circulation. And that's just over the past 2 months!

*Apple is a trademark of Apple Computer Inc.

To make dealer profits super-sweet, we offer liberal discounts plus a full refund return policy.

For more information or to order, call our Bulk Sales Manager, toll free 1-800-343-0728; or write *inCider*, Attn. Ginnie Boudrieau, 80 Pine Street, Peterborough, NH 03458.

Increase your store traffic with buyers who won't leave empty-handed. Sell *inCider*. The pick of the bunch.



Applesoft Hints & Kinks
Make Music With Your
Retrieval S...

Peaks & Pokes
from Apple's Brass
Trapping Your Pascal Errors

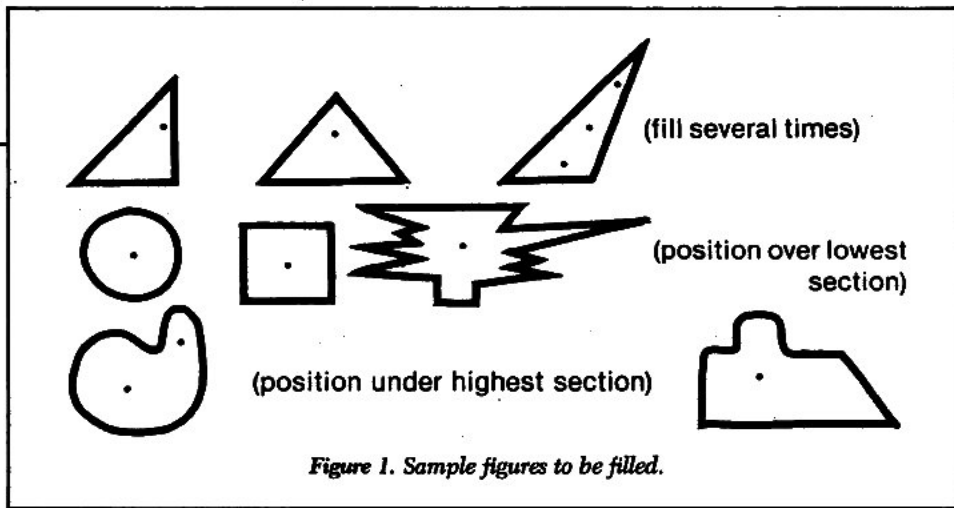


Figure 1. Sample figures to be filled.

desire with ease and convenience? This is no accident. It parallels the way I have written my major graphics utilities. The only problem this might create for you is that there will be so many possibilities for graphics creativity, you may have trouble deciding what to do next. Such is life.

4. Pictures you save with PALETTE will be hi-res page 1 pictures (\$2000). If you need them in your own programs at \$4000, simply BLOAD them at that address when using them. If you need to save screen pictures in only a few sectors and to retrieve and draw them in only a few seconds, you'll need to go beyond PALETTE to something like Paint Master Scene Utility.

5. When creating line drawings, frame them. They will look better and "color wraparound" will be precluded. HLOT 0,0 TO 0,191 TO 279,191

TO 0,0 will do it.

6. It is best, especially on unframed pictures, to start filling near the right side of the screen and work left.

7. To quiet the cursor clicks, hit A.

8. When filling with color, hit the space bar to produce an extra large paintbrush.

9. To see screen coordinates when filling, hit C.

10. During filling, if you hit 1-9 you will be asking for the PAINT-

"There will be so many possibilities for graphics creativity, you may have trouble deciding what to do next."

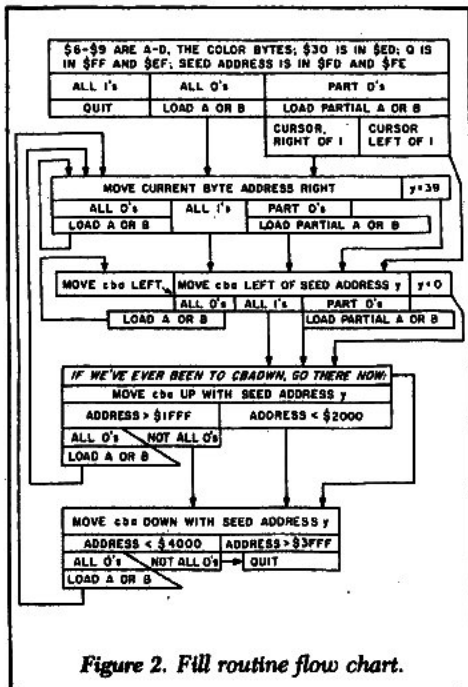


Figure 2. Fill routine flow chart.

BRUSH feature (which has nothing to do with color-filling). To move the paintbrush without affecting the picture, hold down paddle button #1. To paint use the paddle #0 knob and work sideways. To paint higher or lower on the screen use the paddle #1 knob to move vertically, with or without holding down the paddle #1 button (depending upon whether or not you want the picture to be affected). Move the paddle #0 knob fairly slowly as you paint. Choose different heights of brush and different colors

by hitting the space bar to stop painting, then P for PAINTBRUSH mode and 1-9 for height and 0-7 for color. The colors are black = 0 or 4, white = 3 or 7, green = 1, violet = 2, orange = 5, and blue = 6.

11. To color-fill use option 11, but make sure you have first picked a color via option 10 or 17. Move the cursor around the screen with the paddles, using the #0 button to fill and the #1 button to cease filling.

12. Options 2-8 all relate to vector shape use. Use option 9 to load in your vector shape table first and then view the entire table with option 2 (control-C for early exit), or specify DRAW/XDRAW, ROT (rotation), HCOLOR, X-Y coordinates, SCALE, or background color via options 2-8.

13. After loading in a block or vector shape, with option 9 you can move the shape around on the screen (as a cursor) and print it by hitting the button #0. Then hit any key and choose to have more shapes, if desired. Shape tables of the vector type must have standard indexes to work; see your *Applesoft Manual*. Rotate (ROT) 16 units for every 90 degree rotation desired (option 4). Upside-down is a rotation of 32, for example.

14. SEE COLOR BYTE #S, option 16, is only for the more advanced. If you understand the way color bytes work (see my March inCider column) then it might be useful to see what color bytes you are color-filling with. Hitting C during filling gets you color bytes as well as X-Y coordinates.

15. MYSTERY COLOR (option 17) merely gives random color bytes.

A Dry Run

Let's say you're running PALETTE now. Hit return when you see the notice about not erasing the screen if you hit the space bar, unless you have a line drawing already on hi-res page 1. Use option 10 to choose a color and the paddles and button #0 to select a color or pattern. When choosing, have both dots on the palette color chosen as centered as possible. Back in the menu, select option 9 if you have a binary picture line drawing to load in and color. Remember that FILL4 fills color on

black backgrounds only and that lines must be white.

Now use option 11 to fill color, with button #0 as the fill button and button #1 as the quit button. If there is nothing on the screen to fill, choose white (rightmost column) in the palette. Then when in the fill subroutine, hit button #0 to fill the screen with white, followed by the space bar, and then hit 0 to designate 0 (black) for paint color. Create lots of black rectangles to color-fill by using paddle #0 to paint, and both paddles and button #1 (held down) to relocate. Hit the space space bar to exit painting and E to exit back to menu. Use option 10 to choose a color and option 11 to go to your picture and color-fill the rectangles.

If you're not having a great time, perhaps you need a good line drawing to color-fill with. Take care of that problem in the ways I have already mentioned, or you can ask Avant-Garde for their Dot and Draw program, which has dozens of line-drawings you can fill.

How to Color-Fill

Do not fill too close to lines. Consider that the bottom of the cursor is where the filling commences. Use picture frames to avoid wraparound. If you are filling with a color that has color bytes whose values exceed 127, then you have a color-bit-on color. If the values are less than 128, then you have a color-bit-off color. Color clash (a function of Apple graphics, not Fudge programming) can happen if color-bit-on and color-bit-off colors are horizontally adjacent. Don't forget to hit C to see color bytes of the current color or X-Y coordinate positions, if necessary.

Finally, fill as cleanly as possible. This means filling at the most appropriate places in an enclosure. Refer to Figure 1. The hardest types of figures to fill are tiny ones and those shaped like stars.

The FILL4 routine in PALETTE is made with speed as priority one, variety of colors/patterns as priority two, and completeness of color-fill of a complex figure as priority three. In my opinion an adventure game whose

Listing 2. PATRNMAKER.

```

2 C(1) = 0:C(2) = 42:C(3) = 85:C(4) = 127:C(5) = 170:C(6) = 217
10 HGR2
12 GOSUB 15: GOTO 81
15 X = 16384:Q = 0:Z = 1024:E = 0:U = 2:XX = 16384
20 FOR A = 1 TO 6: FOR B = 1 TO 6: IF A - B = 0 THEN 62
30 FOR C = 1 TO 6: IF (A - C) * (B - C) = 0 THEN 61
40 FOR D = 1 TO 6: IF (A - D) * (B - D) * (C - D) = 0 THEN 60
50 N = N + 1: IF N > 400 THEN CALL 54915: RETURN
52 POKE X,C(A): POKE X + 1,C(B): POKE X + 2,C(C): POKE Z + X + 1,C(D):X =
  X + 2048:Q = Q + 1: IF Q < 4 THEN 52
53 Q = 0:X = XX + U + E:U = U + 2: IF U < 42 THEN 60
54 U = 2:E = E + 128:X = XX + E: IF E < 1024 THEN 60
55 X = X - 984:E = 128: RETURN
60 NEXT
61 NEXT
62 NEXT
63 NEXT
81 DATA 8,17,34,68,136,145,162,196,17,34,68,8,145,162,196,136,119,110,93
  ,59,247,238,221,187,110,93,59,119,238,221,187,247,25,51,102,76,153,17
  9,230,204,51,102,76,25,179,230,204,153,42,85,42,85,170,213,170,213,85
  ,42,85,42,213,170,213,170
82 DATA 127,127,127,127,255,255,255,255,0,0,0,128,128,128,128,34,68,8,
  17,162,196,136,145,68,8,17,34,196,136,145,162,93,59,119,110,221,187,2
  47,238,59,119,110,93,187,247,238,221,102,76,25,51,230,204,153,179,76,
  25,51,102,204,153,179,230
83 DATA 1,21,1,22,2,21,2,22,1,5,1,6,2,5,2,6,1,13,1,14,1,15,1,16,1,17,1,1
  9,2,13,2,14,2,15,2,16,2,17,2,19,3,23,3,24,4,23,4,24,3,7,3,8,4,7,4,8,3
  ,13,3,14,3,15,3,16,3,17,3,19
84 DATA 4,13,4,14,4,15,4,16,4,17,4,19,5,25,5,26,6,25,6,26,5,13,5,14,5,15
  ,5,16,5,17,5,19,6,13,6,14,6,15,6,16,6,17,6,19,7,27,7,28,8,27,8,28,7,1
  3,7,14,7,15,7,16,7,17,7,19,8,13,8,14
85 DATA 8,15,8,16,8,17,8,19,9,29,9,30,10,29,10,30,9,13,9,14,8,15,9,16,9,
  17,9,19,10,13,10,14,10,15,10,16,10,17,10,19,11,31,11,32,12,31,12,32,1
  1,13,11,14,11,15,11,16,11,17,11,19,12,13,12,14,12,15,12,16,12,17,12,1
  9
86 DATA 5,6,6,7,7,8,5,7,5,8,6,8,5,5,6,6,7,7,8,8,13,13,13,14,13,15,13,16
  ,13,17,13,19,14,14,14,15,14,16,14,18,14,20, 15,15,15,16,15,17,15,19,1
  6,16,16,18,16,20,17,17,17,19,19,2,2
87 DATA 1,1,3,3,4,4,28,27
88 DIM C1(33),C2(33),C3(33),C4(33)
90 FOR A = 1 TO 32: READ C1(A),C2(A),C3(A),C4(A): NEXT
100 DIM B1(141),B2(141)
110 FOR A = 1 TO 140: READ B1(A),B2(A): NEXT
115 HCOLOR=0
116 N = 1
117 FOR X = 0 TO 36 STEP 4
120 FOR Y = 64 TO 168 STEP 8
130 FOR A = 0 TO 6 STEP 2
135 I = B1(N):J = B2(N)
140 HPLLOT 279,Y + A:AD = PEEK (38) + PEEK (39) * 256 + X
160 POKE AD,C1(I): POKE AD + 1,C2(I): POKE AD + 2,C3(I): POKE AD + 3,C4(I)
162 HPLLOT 279,Y + A + 1:AD = PEEK (38) + PEEK (39) * 256 + X
165 POKE AD,C1(J): POKE AD + 1,C2(J): POKE AD + 2,C3(J): POKE AD + 3,C4(J)
168 NEXT
170 N = N + 1
180 NEXT: NEXT
190 PRINT CHR$(4)"BSAVEPATRN.A$4000.L$1FFB"

```

Listing 3. PALETTE.

```

0 CLEAR : HOME : TEXT : UTAB 9: HIMEM: 36864
1 ONERR GOTO 63990
2 C(1) = 0:C(2) = 42:C(3) = 85:C(4) = 127:C(5) = 170:C(6) = 217
3 PRINT : FLASH : PRINT "IF YOU DON'T WANT SCREEN ERASED NOW, HITSPEACE BA
  R: ANY OTHER KEY WILL ERASE THE SCREEN.": NORMAL
4 PP = PEEK (- 16384): IF PP > 127 THEN POKE - 16388,0: IF PP < > 160
  THEN HGR : GOTO 7
5 IF PP > 127 THEN 7
6 GOTO 4
7 C = 3:S = 1:R = 64:X = 139:Y = 79:D$ = CHR$(4): HOME :B = 0:X$ = "D": GOTO
  89
8 IF Z9 = 0 THEN Z9 = 1: HGR2 : GOSUB 15: GOSUB 300: GOTO 10
9 POKE - 16299,0: POKE - 16304,0: POKE - 16297,0
10 GOSUB 190:X = 139:C = 3:B = 0: GOTO 89
15 REM
88 RETURN
89 HOME : POKE - 16303,0: POKE - 16298,0: HCOLOR=C: SCALE=S: ROT=R
90 PRINT : INVERSE : UTAB 1: HTAB 5: PRINT "DO YOU WANT TO:": NORMAL : PRINT
  "(0)GO TO MAIN MENU": PRINT "(1)VIEW SCREEN": PRINT "(2)SEE THEM ALL
  (VECTOR), ONE AFTER ANOTHER": PRINT "(3)SPECIFY DRAW OR XDRAB"
  : PRINT "(4)SPECIFY ROTATION"
91 PRINT "(5)SPECIFY COLOR": PRINT "(6)SPECIFY COORDINATES": PRINT "(7)SP
  ECIFY SCALE": PRINT "(8)SPECIFY BACKGROUND": PRINT "(9)LOAD A SHAPE O
  R PICTURE": PRINT "(10)CHOOSE A PALETTE COLOR": PRINT "(11)FILL SHAPE
  S OR PICTURES"
92 PRINT "(12)MIXED-SCREEN TO FULL-SCREEN GRAPHICS(13)GO TO SCAN & SAVE S
  HAPE": PRINT "(14)SAVE 34 SECTOR SCREEN PICTURE": PRINT "(15)ERASE SC
  REEN": PRINT "(16)SEE COLOR BYTE #S": PRINT "(17)MYSTERY COLOR"

```

Listing continued.

Listing continued.

```

95 INPUT "(TYPE 0-17):";B$: IF LEN (B$) = 0 THEN 90
96 IF ASC (B$) > 57 OR ASC (B$) < 48 THEN 90
97 ZZ = VAL (B$); IF ZZ < 0 OR ZZ > 17 THEN 90
98 ON ZZ GOTO 100,110,1100,1200,1300,1600,1700,1800,400,8,900,8000,9000,1
0000,11000,12000,13000
100 IF ASC (B$) = 49 THEN POKE - 16304,0: POKE - 16297,0: GOSUB 63000
: HOME: GOTO 89
110 IF ASC (B$) = 50 THEN 140
111 REM
113 IF ZZ = 0 THEN END
140 D = INT (AD / 256):T = D * 256:SH = AD - T
145 NU = PEEK (AD)
150 POKE 232,SH: POKE 233,D
155 PRINT: PRINT "YOU'LL SEE FROM SHAPE 1 TO SHAPE "NU"." : PRINT "HIT SP
ACE BAR TO MOVE ON TO NEXT SHAPE.": GOSUB 63000
158 HGR: SCALE= S: ROT= R: HCOLOR= B: HPL0T 0,0: CALL 62454
159 HCOLOR= C
160 FOR QH = 1 TO NU: GOSUB 1000: UTAB 23: PRINT "SHAPE: "QH: GOSUB 63010
: HGR: SCALE= S: ROT= R: HCOLOR= B: HPL0T 0,0: CALL 62454: HCOLOR= C
: NEXT
161 HOME: GOTO 89
190 POKE 232,96: POKE 233,3: POKE 864,1: POKE 865,0: POKE 866,4: POKE 867
,0: POKE 868,60: POKE 869,54: POKE 870,0: ROT= 0: SCALE= 1: IF UU = 1
THEN UU = 0: RETURN
195 POKE 230,64
200 P0 = 1.09 * PDL (0):P1 = .75 * PDL (1): IF P0 + 18 < 280 THEN XORAH
1 AT P0,P1: XORAH 1 AT P0 + 18,P1: FOR QH = 1 TO 100: XORAH 1 AT
P0 + 18,P1: XORAH 1 AT P0,P1:0 = PEEK (- 16336)
201 IF P0 + 18 > 279 THEN GOSUB 62000: GOTO 200
210 PP = PEEK (- 16287): IF PP > 127 THEN P = PEEK (229): IF P / 2 < >
INT (P / 2) AND P > 0 THEN P = P - 1
215 IF PP < 128 THEN 200
220 A = PEEK (P + PEEK (38) + PEEK (39) * 256):B = PEEK (P + 1 + PEEK
(38) + PEEK (39) * 256)
225 C = PEEK (P + 2 + PEEK (38) + PEEK (39) * 256):D = PEEK (P + 3 + PEEK
(38) + PEEK (39) * 256)
230 XORAH 1 AT P0,P1 + 1: XORAH 1 AT P0,P1 + 1:E = PEEK (P + PEEK (38) +
PEEK (39) * 256):F = PEEK (P + 1 + PEEK (38) + PEEK (39) * 256): POKE
6,A: POKE 7,B: POKE 8,C: POKE 9,D
232 G = PEEK (P + 2 + PEEK (38) + PEEK (39) * 256):H = PEEK (P + 3 + PEEK
(38) + PEEK (39) * 256)
235 POKE 220,E: POKE 221,F: POKE 222,0: POKE 223,H
290 POKE 230,32: POKE - 16368,0: POKE - 16300,0: RETURN
300 PRINT CHR$ (4)"BLOODPATRN,A$4000": RETURN
400 HOME: UTAB 9: POKE - 16303,0: POKE - 16298,0
410 PRINT "WHICH TYPE OF PICTURE DO YOU WISH TO FILL:": PRINT: PRINT
"(1)BLOCK OR HPL0T SHAPES": PRINT "(2)VECTOR SHAPES": PRINT "(3)34 SE
CTOR SCREEN PICTURE": PRINT: INPUT "(1-3):";A: IF A < 1 OR A > 3 THEN
410
412 IF A = 1 THEN 420
415 PRINT: INVERSE: PRINT "SWITCH TO YOUR SHAPE DISK:": NORMAL: GOSUB
63000
420 ON A GOTO 500,600,700
500 PRINT: INPUT "SHAPE TABLE NAME: ";ST$: IF LEN (ST$) = 0 THEN 500
505 PRINT: PRINT "IF HPL0T SHAPE DESIRED, HIT H.": GET H$: PRINT CHR$
(13): IF LEN (H$) = 0 THEN 500
506 IF ASC (H$) = 72 THEN PRINT D$"BLOADTEST 0 (CALL2048)": GOTO 509
508 PRINT D$"BLOADTESTTB"
509 PRINT: INVERSE: PRINT "SWITCH TO YOUR SHAPE DISK:": NORMAL: GOSUB
63000
510 D$ = CHR$ (4): PRINT D$"BLOAD";ST$: PRINT "ADDRESS: " PEEK (43634) +
PEEK (43635) * 256: PRINT "LENGTH: " PEEK (43616) + PEEK (43617) *
256
525 PRINT: INPUT "SHAPE #: ";SN: IF SN > 23 OR SN < 1 THEN 525
530 POKE 7,SN
535 IF ASC (H$) = 72 THEN CALL 2048: POKE - 16304,0: POKE - 16297,0: GOSUB
63010: GOTO 550
540 PRINT: INPUT "UT: ";UT: INPUT "UB: ";UB: INPUT "HR: ";HR: INPUT "HL:
";HL
541 UU = 1: GOSUB 190: POKE - 16304,0: POKE - 16297,0
542 P0 = 1.09 * PDL (0):P1 = .75 * PDL (1): XORAH 1 AT P0,P1: FOR QH = 1
TO 100: NEXT: XORAH 1 AT P0,P1:0 = PEEK (- 16336)
543 PP = PEEK (- 16287): IF PP > 127 THEN 546
544 IF PP < 128 THEN 542
546 TU = INT (P1 - (.5 * (UB - UT))):BU = 'TU + (UB - UT):RH = INT ((P0 /
7) + (.5 * (HR - HL))):LH = RH - (HR - HL)
547 IF (TU < 0 OR BU > 191) OR (RH > 39 OR LH < 0) THEN GOSUB 60000: POP
: GOTO 542
548 POKE 252,TU: POKE 253,BU: POKE 254,RH: POKE 255,LH
550 CALL 2116: GET A$: PRINT CHR$ (13): HOME: UTAB 9: POKE - 16303,0: POKE
- 16298,0: INPUT "DO YOU WANT ANOTHER? (Y/N): ";A$: IF LEN (A$) = 0
THEN 550
560 IF ASC (A$) = 89 THEN 525
570 GOTO 89
600 PRINT: INPUT "SHAPE TABLE NAME: ";ST$: IF LEN (ST$) = 0 THEN 600
610 D$ = CHR$ (4): PRINT D$"BLOAD";ST$: PRINT "ADDRESS: " PEEK (43634) +
PEEK (43635) * 256: PRINT "LENGTH: " PEEK (43616) + PEEK (43617) *
256
611 AD = PEEK (43634) + PEEK (43635) * 256:NS = PEEK (AD)
612 PRINT "# OF SHAPES IN TABLE: "NS
620 PRINT: INPUT "SHAPE #: ";SN: IF SN > NS OR SN < 1 THEN 620
625 POKE - 16304,0: POKE - 16297,0
630 HI = INT (AD / 256):LO = AD - (HI * 256)
640 UU = 1: GOSUB 190
642 P0 = 1.09 * PDL (0):P1 = .75 * PDL (1): XORAH 1 AT P0,P1: FOR QH = 1
TO 100: NEXT: XORAH 1 AT P0,P1:0 = PEEK (- 16336)
644 PP = PEEK (- 16287): IF PP > 127 THEN 649
645 IF PP < 128 THEN 642
649 POKE 232,LO: POKE 233,HI: ROT= R: SCALE= S: HCOLOR= C
650 POKE - 16304,0: POKE - 16297,0: DRAW SN AT P0,P1: GOSUB 63000: HOME

```

Listing continued.

scenes take a long time to fill gets old really fast.

How Color-Filling Works

In general, color-filling works like this. Bytes on the screen are inspected for on bits. If there is room to stick some or all of a color-byte into the screen-byte, it is done. Once the byte is "filled" the next screen-byte to the right is handled in the same way. If the byte found is not all 0's (black), it tells the routine to quit moving to the right because a line has been encountered. So now bytes are inspected from right to left. Once on bits (a line) are found, this particular horizontal line in the enclosed space being filled

"If there is room to stick some or all of a color-byte into the screen-byte, it is done."

is done, so we go up a line and fill. The same right-first-and-left-second sequence of inspection happens here. Once that line is filled, up again... until you hit a line that says you can no longer fill in the upward direction. Then you start filling in a downward direction, with the same right and left sequence. When you hit the bottom of the enclosed space (too many on bits to allow byte-filling) the routine ceases.

The fill location is where all this starts. But the horizontal byte column number of the fill location is also the "go-back-to" X coordinate. This means that once you have hit a right boundary you go to X equals "go-back-to" minus 1. And when you're done with leftward filling due to an encounter with a line, you go up to the next line (using the "go-back-to"

(minus 1 as Y coordinate) to use "go-back-to" as the X byte coordinate (there are 280 X coordinates at the bit level, but only 40 at the byte level). Once you are done with upward filling, use the original "go-back-to" Y coordinate plus 1 as the next inspection byte for filling.

This type of algorithm is great for speed, but don't be surprised if complex shapes or enclosures need extra fills in some places. By thinking about the "go-back-to" X coordinate parameter, you can easily visualize how a complex figure might need multiple fills. When a line is encountered while filling upward (still using right-then-left inspection sequencing for the current horizontal line) the routine goes all the way back down to the original fill location (with Y incremented by 1 since lower equals greater for Y) for further inspections. For a hand-like figure with fingers pointing upward, five fills would be needed.

See Figure 2 for a flow chart from the Hi-Res Secrets manual. It relates to the FILL1 routine, which uses only four color bytes. FILL4 not only uses \$6-\$9, but \$DC-\$DF as well (8 color bytes).

In the Figure 2 flow chart, details are omitted. "Y" means Y register where the horizontal byte coordinate (0-39) is stored. This is an X, not Y, coordinate. Also, "cba" means current

Listing continued.

```

: UTAB 9: POKE - 16303,0: POKE - 16298,0: INPUT "DO YOU WANT ANOTHE
R? (Y/N): ";A$: IF LEN (A$) = 0 THEN 650
660 IF ASC (A$) = 89 THEN 620
670 GOTO 89
700 PRINT : INPUT "34 SECTOR PICTURE NAME? ";PC$: PRINT D$"BLOAD";PC$: HOME
: GOTO 89
900 UU = 1: POKE - 16304,0: POKE - 16297,0: GOSUB 190
902 IF U8 = 0 THEN U8 = 1: PRINT CHR$(4)"BLOADFILL4"
905 POKE - 16300,0: POKE 230,32
906 Z6 = 0
907 IF U9 = 0 THEN U9 = 1: POKE - 16303,0: POKE - 16298,0: HOME : PRINT
"PDL #0 TO FILL , PDL #1 TO EXIT": GOSUB 62000: POKE - 16304,0: POKE
- 16297,0
910 P0 = 1.09 * PDL (0):P1 = .75 * PDL (1): GOSUB 1500: XDRAW 1 AT P0,P1
: FOR QH = 1 TO 100: NEXT : XDRAW 1 AT P0,P1: IF U1 = 0 THEN Z = PEEK
( - 16336)
915 Q = PEEK (229): POKE 255,Q: POKE 239,Q
916 P9 = PEEK ( - 16364): IF P9 > 127 THEN FOKE - 16368,0: IF P9 < > 1
95 THEN GOSUB 15000
917 IF P9 = 195 THEN HOME : GOSUB 16000
918 PP = PEEK ( - 16286): IF PP > 127 THEN HOME : GOTO 89
920 PP = PEEK ( - 16287): IF PP > 127 THEN 950
930 IF PP < 128 THEN 910
950 XDRAW 1 AT P0,P1: POKE 237, PEEK (48): XDRAW 1 AT P0,P1: CALL 36864
980 GOTO 910
1000 IF X$ = "D" THEN DRAH QH AT X,Y: RETURN
1010 IF X$ = "X" THEN XDRAW QH AT X,Y: RETURN
1020 RETURN
1100 HOME : UTAB 9: TEXT : INPUT "DO YOU WANT DRAH OR XDRAW? (D OR X):";X
$: IF X$ < > "D" AND X$ < > "X" THEN 1100
1120 HOME : GOTO 89
1200 HOME : UTAB 9: TEXT : INPUT "GIVE DESIRED ROTATION (0-255):";R: IF R
< 0 OR X > 255 THEN 1200
1220 HOME : GOTO 89
1300 HOME : UTAB 9: TEXT : INPUT "GIVE DESIRED SHAPE COLOR (0-7)-----(<0
OR 4 = BLACK; 3 OR 7 = WHITE: 1 = GREEN;2 = VIOLET; 5 = ORANGE; 6 =
BLUE :";C
1305 IF C < 0 OR C > 7 THEN 1300
1320 HOME : GOTO 89
1500 IF INT ( INT (P1) / 2) < > INT (P1) / 2 THEN P1 = P1 - 1
1510 RETURN
1600 HOME : UTAB 9: TEXT : INPUT "GIVE DESIRED X COORD. (0-279):";X: IF X
< 0 OR X > 279 THEN 1600
1610 HOME : UTAB 9: TEXT : INPUT "GIVE DESIRED Y COORD. (0-191):";Y: IF Y
< 0 OR Y > 191 THEN 1610
1620 HOME : GOTO 89
1700 HOME : UTAB 9: TEXT : INPUT "GIVE DESIRED SCALE (1-255):";S: IF Y <
0 OR Y > 255 THEN 1700
1720 HOME : GOTO 89
1800 HOME : UTAB 9: TEXT : INPUT "GIVE DESIRED BACKGROUND COLOR (0-7) (<0
OR 4 = BLACK; 3 OR 7 = WHITE: 1 = GREEN;2 = VIOLET; 5 = ORANGE; 6 =
BLUE :";B
1810 IF B < 0 OR B > 7 THEN 1800
1815 HCOLOR= B: HPL0T 0,0: CALL 62454: HCOLOR= C
1820 HOME : GOTO 89
8000 POKE - 16302,0: GOTO 89
9000 FLASH : PRINT "SWITCH TO YOUR PROGRAM DISK!": NORMAL : GOSUB 63000: PRINT
D$"RUNSCAN"
10000 PRINT : INPUT "34 SECTOR SCREEN PICTURE NAME: ";N$: IF LEN
(N$) = 0 THEN 89
10002 PRINT : INPUT "DID YOU GET IT RIGHT? (Y/N):";A$: IF LEN (A$) = 0 THEN
10002
10004 IF ASC (A$) = 78 THEN 10000

```

Listing continued.

Circle 82 on Reader Service card.

Apple Does It. Shouldn't You?

Find out why the experts shop Strictly Soft Ware: prices, service, support, selection, and delivery. Write for our free software catalog (Apple or IBM).



Strictly Soft Ware
 Post Office Box 338
 Granville, Ohio 43023
 Phone Orders: 800-848-5253.
 Catalog requests, technical assistance, Ohio orders: 614-587-2938.

Apple is a trademark of Apple Computer, Inc.

Yes! Please rush me your catalog of Apple IBM-PC software.

Name _____

Address _____

City _____ State _____ Zip _____

Phone () _____

I am interested in large-volume purchases for my company.

Please enclose \$2.50 for mailing to foreign countries. IC

Listing continued.

```

10006 FLASH : PRINT "SWITCH TO SHAPE DISK!": NORMAL : GOSUB 63000: PRINT
D$:"BSAUE";N$;,"A8192.L8192": GOTO 89
11000 HOME : UTAB 9: TEXT : FLASH : INPUT "SURE YOU WANT TO ERASE SCREEN?
(Y/N):";A$: IF LEN (A$) = 0 THEN 11000
11010 NORMAL : IF ASC (A$) < > 89 THEN 89
11020 CALL 62450: GOTO 89
12000 HOME : TEXT : UTAB 3: INVERSE : HTAB 3: PRINT "YOUR COLOR #S, IN $6
-$9 & $DC-$DF ARE:"
12010 UTAB 6: PRINT "(A) #6 = " PEEK (6): PRINT : PRINT "(B) #7 = " PEEK
(7): PRINT : PRINT "(C) #8 = " PEEK (8): PRINT : PRINT "(D) #9 = " PEEK
(9): PRINT : PRINT
12020 PRINT "(E) #DC = " PEEK (220): PRINT : PRINT "(F) #DD = " PEEK (221
): PRINT : PRINT "(G) #DE = " PEEK (222): PRINT : PRINT "(H) #DF = " PEEK
(223)
12030 NORMAL : UTAB 23: PRINT " (HIT ANY KEY TO CONTINUE):": GOSUB 630
10: GOTO 89
13000 HOME : UTAB 7: HTAB 15: PRINT "MYSTERY COLOR:": INVERSE : UTAB 9: HTAB
15: PRINT " ": UTAB 9: HTAB 22: PRINT " ": UTAB 11: HTAB 15: PRINT
" ": UTAB 11: HTAB 22: PRINT " "
13010 FOR Q = 1 TO 20:Q1 = INT ( RND (1) * 256): UTAB 9: HTAB 16: PRINT
Q1:Q2 = INT ( RND (1) * 256): UTAB 9: HTAB 23: PRINT Q2:Q3 = INT ( RND
(1) * 256): UTAB 11: HTAB 16: PRINT Q3:Q4 = INT ( RND (1) * 256): UTAB
11: HTAB 23: PRINT Q4
13015 IF Q = 20 THEN 13021
13020 UTAB 9: HTAB 16: PRINT " ": UTAB 9: HTAB 23: PRINT " ": UTAB 11
: HTAB 16: PRINT " ": UTAB 11: HTAB 23: PRINT " ": PK = PEEK ( -
16336):PK = PEEK ( - 16336): NEXT
13021 INVERSE : UTAB 14: HTAB 15: PRINT " ": UTAB 14: HTAB 22: PRINT
" ": UTAB 16: HTAB 15: PRINT " ": UTAB 16: HTAB 22: PRINT "
"
13022 Q5 = Q1:Q6 = Q2:Q7 = Q3:Q8 = Q4: UTAB 14: HTAB 16: PRINT Q5: UTAB 14
: HTAB 23: PRINT Q6: UTAB 16: HTAB 16: PRINT Q7: UTAB 16: HTAB 23: PRINT
Q8
13023 UTAB 10: PRINT "$6-$9:": UTAB 15: PRINT "$DC-$DF:"
13025 POKE 220,Q5: POKE 221,Q6: POKE 222,Q7: POKE 223,Q8
13026 POKE 6,Q1: POKE 7,Q2: POKE 8,Q3: POKE 9,Q4
13030 FOR Q = 1 TO 80:PK = PEEK ( - 16336): NEXT : NORMAL : PRINT "": UTAB
21: GOSUB 63000: GOTO 89
15000 IF P9 = 193 OR P9 = 211 THEN V1 = 1: RETURN
15001 Z6 = 0
15010 HOME : UTAB 9: POKE - 16303,0: POKE - 16298,0: PRINT "PAINTBRUSH
HCOLOR? (0-7):": GET C$: PRINT C$: PRINT CHR$ (13): IF LEN (C$) =
0 THEN 15010
15012 IF Z6 = 1 THEN PRINT : PRINT "GIVE PAINTBRUSH HEIGHT:": GET H$: PRINT
H$: PRINT CHR$ (13)
15015 IF U5 = 0 THEN U5 = 1: PRINT : PRINT "POLS TO PAINT, PDL #1 BUTTON
TO EXIT.": PRINT
15020 IF VAL (C$) > 7 OR VAL (C$) < 0 THEN 15010
15030 HT = P9 - 176:HC = VAL (C$): HCOLOR= HC: IF Z6 = 1 THEN HT = VAL (
H$)
15031 Z6 = 1
15035 POKE - 16304,0: POKE - 16297,0
15039 IF PDL (1) * .75 < 191 - (HT - 1) THEN P0 = PDL (0) * 1.0942:P1 =
PDL (1) * .75:P4 = P0:P6 = P0
15040 IF PDL (1) * .75 < 191 - (HT - 1) THEN P0 = PDL (0) * 1.0942:P1 =
PDL (1) * .75
15041 P6 = P4:P4 = P0
15042 Z3 = 1: IF P6 > P0 THEN Z3 = - 1
15043 PK = PEEK ( - 16286): IF PK > 127 THEN P0 = PDL (0) * 1.0942:P1 =
PDL (1) * .75: XDRRAH 1 AT P0,P1: FOR Q = 1 TO 100: NEXT : XDRRAH 1 AT
P0,P1: GOTO 15039
15045 IF PDL (1) * .75 < 191 - (HT - 1) THEN P2 = PDL (0) * 1.0942:P3 =
PDL (1) * .75: FOR P = P6 TO P2 STEP Z3: HPL0T P,P3 TO P,(P3 + (HT -
1)) + (P3 + (HT - 1) > 0) * (P3 + (HT - 1) < 192): NEXT
15050 PP = PEEK ( - 16384): IF PP > 127 THEN POKE - 16368,0: GOTO 15070
15060 GOTO 15040
15070 POKE - 16303,0: POKE - 16298,0: HOME : UTAB 9: INPUT "WANT TO PAI
NT SOME MORE OR FILL OR EXIT?(TYPE P OR F OR E):";A$: IF LEN (A$) =
0 THEN 15070
15080 IF ASC (A$) = 69 THEN POP : GOTO 89
15082 IF ASC (A$) = 70 THEN POKE - 16304,0: POKE - 16297,0: RETURN
15084 IF ASC (A$) = 80 THEN 15010
15086 GOTO 15070
16000 POKE - 16303,0: POKE - 16298,0: UTAB 7: PRINT "COORDINATES:": PRINT
: PRINT "X = " INT (P0): PRINT "Y = " INT (P1): PRINT "COLOR
BYTES:": PRINT
16010 PRINT PEEK (6)" " PEEK (7)" " PEEK (8)" " PEEK (9): PRINT PEEK
(220)" " PEEK (221)" " PEEK (222)" " PEEK (223): GOSUB 63000: POKE
- 16304,0: POKE - 16297,0: RETURN
60000 FOR QH = 1 TO 10:PH = PEEK ( - 16336): NEXT : RETURN
62000 PRINT : PRINT "HIT A TO STOP CLICKS.": PRINT : PRINT "HIT 1-9 TO GE
T HOR. PAINTBRUSH OF THAT HEIGHT & HIT 0-7 FOR HI-RES COLORS 0-7.": PRINT
: PRINT "HIT SPACE BAR TO EXIT PAINTING."
62005 PRINT : PRINT "(HITTING SPACE BAR WHEN IN FILL MODE WILL GET YOU
PAINTBRUSH HEIGHT OF 18---THEN YOU MERELY CHOOSE HI-RES COLOR.)"
62010 PRINT : PRINT "TO MOVE PDLs WITHOUT PAINTING, HOLD DOWNPDL BUTTON #
1."
62020 PRINT : PRINT "HIT C FOR COORD.S & COLOR BYTES."
62030 GOTO 63000
62090 TEXT : HOME : PRINT "TURN PADDLE #0 COUNTERCLOCKWISE!!": FOR Q0 = 1
TO 18:Q0 = PEEK ( - 16336): NEXT : POKE - 16304,0: POKE - 16297,0
: POKE - 16299,0: RETURN
63000 PRINT : PRINT "(HIT ANY KEY TO CONTINUE):": PRINT
63010 PP = PEEK ( - 16384): IF PP > 127 THEN POKE - 16368,0: RETURN
63020 GOTO 63010
63990 POKE 216,0:KP = PEEK (222)
63991 ONERR GOTO 63990
63995 IF KP = 254 THEN RESUME
63997 PRINT "",""
63998 CALL 54915
63999 GOTO 89

```

byte's address (\$2000-\$3FFF), and "CBADWN" means the routine that checks downward for the next screen byte (cba) inspection.

"A or B" refers to the fact that in FILL1 there are two different horizontal color bytes (FILL4 has four) and I have named one A and one B. If you put A where B belongs, it changes color, so take care.

"Y = 39" is a place where you hit the right edge of the screen while moving to the right (0-39 are the only

"For a hand-like figure with fingers pointing upward, five fills would be needed."

possible X-byte column coordinates), and "Y = 0" refers to the left edge of the screen's byte column.

Seed address is the starting coordinate's screen byte and the "go-back-to" parameter in both X and Y coordinate questions. ">\$3FFF" refers to the bottom edge of the screen and "<\$2000" refers to the top edge of the hi-res page 1 screen.

The entire block that contains "address>\$1FFF" and "address<\$2000," etc., is called CBAUP since you are inspecting upward at this point. The entire block below the CBAUP block is the CBADWN block and contains "address>\$3FFF" and other goodies. The block above CBAUP is the CBALFT block and the one above that is the CBARCT block (left and right respectively). Since right, left, up and then down is the sequence of inspection, you can see that this flow chart is to be read from top to bottom.

Next month's column is going to be a surprise—I'm not telling! ■

When it comes to superior performance, we study our lines very carefully.

Superior printer performance is not a fluke. It evolves from analyzing printed line after printed line. Taking the time to test and retest. After 30 years of manufacturing precision parts, we know that there are no shortcuts.

And so we took the Gemini-10X and methodically put it through its 120 cps pace. We achieved a print head life of over 100 million characters with an extremely precise dot alignment creating each crisp character.

So far so good.

Next, sophisticated performance demanded versatility. A wide choice of character sets, a buffer expandable to 8K, and the ability to interface with all popular personal computers. We added macro

instruction, giving Gemini-10X the capability to perform up to 16 operations with one command. We included as standard a paper feed system that has a friction and fully adjustable tractor feed. Then we even built in the dexterity to print graphics and text on the same line.

Done.


And, of course, staying the best means constant reviewing and fine-tuning. Keeping the Gemini easy to find, easy to afford and so reliable it can be warranted for up to twice as long as its major competitors.

Only the most careful engineering has built the new hard-working Gemini-10X. You'll applaud its performance.

star
MICRONICS • INC

THE POWER BEHIND THE PRINTED WORD.

Computer Peripherals Division
2803 N.W. 12th Street, Dallas/Ft. Worth Airport, TX 75261





Predictable.

A flawless future is in sight with 3M diskettes.

When it comes to keeping track of precious data, predictable means reliable. Being able to count on every diskette, every time. At 3M, reliability is built into every diskette. We've been in the computer media business for over 30 years. And we've never settled in. We're constantly improving and perfecting our product line, from computer tape and data cartridges to floppy disks.

3M diskettes are made at 3M. That way, we have complete control over the entire manufacturing process. And you can have complete confidence in the reliability of every 3M diskette you buy.

Look in the Yellow Pages under Computer Supplies and Parts for the 3M distributor nearest you. In Canada, write 3M Canada, Inc., London, Ontario. If it's worth remembering, it's worth 3M diskettes.



3M hears you...

3M

Book Reviews

Enhancing Your Apple II, Vol. 1

by Don Lancaster

Howard W. Sams and Co.
4300 West 62nd St.
Indianapolis, IN 46268
Softcover, \$15.95

Solving mysteries and unlocking hidden doors is the stuff that adventure games are made of. It is also the theme of *Enhancing Your Apple II, Vol. 1*. Instead of fighting off pirates in a quest for buried treasure you'll confront the computer itself, with the reward being hardware mods, powerful graphics capability and a better understanding of the elusive Apple.

Pick up the typical microcomputer hardware book and you will find that it costs at least \$10 and more often \$20. For your hard-earned money you usually get warmed over A/D and D/A theory with a useful circuit or program occasionally thrown in. *Enhancing Your Apple II* is not typical. It goes beyond the obvious, digging into little known capabilities of your machine.

Of course, you can't master an expert level adventure until you've done time on the beginner and intermediate levels. And to make the most of *Enhancing Your Apple II* you must have paid your dues, learning the basics with books like *TTL Cookbook* and *CMOS Cookbook*, also by Don Lancaster. And you need to be ready to run with the ball when it is handed to you. Consider the book to be a hardware/software adventure where you are handed a fist full of keys and the rest is up to you.

There are eight enhancements in Volume 1. The typical project combines a simple hardware modification with machine language software, and perhaps a smidgen of Applesoft Basic. The projects range from a trivial quick disconnect for your TV/computer cable to a complex scrolling routine for high-resolution text displays. Each enhancement is presented in "unbundled" form.

You gather your own parts and type in the listings, or you buy a kit and companion disk. The final element is a feedback card to communicate directly with the author.

Enhancement one is so easy that it sticks out like a sore thumb. Directions are given for building two kinds of "glomper." A glomper is designed to simplify the hookup between your Apple and a television set. Even the most dyed-in-the-wool software hacker should be able to build a glomper thanks to the step-by-step instructions and numerous illustrations. This is typical of later hardware projects, too. The author takes nothing for granted even including a list of the tools you'll need.

In enhancement two you get software control over the Apple's color capability by adding one resistor. It makes the color fringes that plague high-resolution text displays a thing of the past and allows you to switch back and forth between color and gray in lo-res. Enhancement two is like most of the rest; it deals with video. The author might even be considered a video fanatic. (His earlier books include *TV Typewriter Cookbook*, *Cheap Video Cookbook* and *Son of Cheap Video*.) If you don't share some of this enthusiasm then you probably won't get your \$15.95's worth from *Enhancing Your Apple II*.

The cornerstone to three of the remaining enhancements is a field sync modification. This one-wire mutation lets you lock into the Apple's video timing. That way it is easy to mix hi-res and text, lo-res and hi-res, or even hi-res, lo-res and text all on the same screen. Field sync is so powerful that it was included on the new Apple IIe.

If you make the field sync enhancement then you'll probably want to follow the book's suggestion and add a glitch stomper, too. With these two modifications in place you can take full advantage of the chapter on "Fun with Mixed Fields" where the possibility of having 121 lo-res colors is discussed.

Field sync is optional for the two remaining video enhancements. One

is Slow Scroll, a routine that makes hi-res text scroll up in eight small steps instead of one large one. The second is a utility that permits you to draw a solid background in any of 191 colors or 18,466,744,073,551,616 patterns. Neither enhancement requires hardware modifications, but Slow Scroll is designed to work with the High-Resolution Character Generator (HRCG) that comes with Apple's DOS Toolkit. Routines like Fast Backgrounder and Slow Scroll explain why good commercial software seems so much better than what the average hacker writes. Joe Average may never write a best seller, but now he can add some of the same polish as the professionals.

Chapter three of *Enhancing Your Apple II* is a guide to "breaking down and understanding someone else's Apple II machine-language program." Starting with the premise that good software is almost always written in machine language, the author goes on to explain how you can learn from other people's code and even make modifications to it. The effectiveness of Lancaster's serendipity-centered approach falls somewhere between the book jacket's claim of "fast and easy" and the time wasting orthodox methods for cracking machine code. The book's example centers around the DOS Toolkit HRCG program, but you can apply the same concepts to any machine code.

Amidst his lambasting of Basic and discussing the need for the "right attitude," Lancaster diverges to the subject of copy protection. And just as in the popular adventure game, *The Wizard and the Princess*, you'll come away with more questions than you started with. If you want to learn fundamentals buy another book. If you are looking for programs that you just type in and run choose something else. Laid back and at the same time opinionated, *Enhancing Your Apple II* is best suited to real-life adventurers. ■

Timothy Daniel
Oxford, OH

Hardware Reviews

Rana's Elite Three

One of the great nuisances of using Apple's Disk II drive is the limited capacity of its disks. Nominally 143K bytes per disk, by the time DOS 3.3 is entered, through INIT, its usable storage is down to 127K. (If you have DOS 3.2.1 or earlier, you start at 117K nominal and wind up with 103K.)

This isn't a big deal if you're writing small programs or using your word processor for letters or short papers and can keep everything in separate packages, so to speak. However, if you're going to write a book or even a very long term paper, you'll find yourself using quite a few disks in the process. The average 8½-by-11 double-spaced page will use slightly under 3K bytes; therefore, you'll get only 42 pages on a disk before the DISK FULL message appears.

Using a CP/M word processing program such as MicroPro's WordStar will be even more annoying. By the time you've formatted a disk for CP/M and copied the three necessary WordStar file overlays onto it, you have only 47K (16 pages) left. Whenever you save a file with WordStar, it automatically creates a backup file for you on the same disk, so you really have room for only eight pages.

Several manufacturers have made life easier for those who need greater storage capability but would rather avoid the much larger 8-inch drives and have little or no use for a hard disk. Most have contented themselves with 40-track drives that give a nominal capacity of just under 164K bytes. They require some patches to DOS to use the extra five tracks when present and, at the same time, function normally when only 35 tracks are available. These patches, plus DOS, leave you with a disk storage capacity of about 143K—another seven pages in DOS, three and a half in WordStar.

To the rescue comes Rana Systems with their Elite Three drive and a four-drive-capacity controller. The drive lists for \$849 and the controller for \$145. The controller and drive together (in a package called the Elite Three Plus) are \$949. All are advertised at discounts by many mail-order houses or can be obtained from Rana Systems (20620 South Leapwood Ave., Carson, CA 90746).

The controller card, drive, manual and Enhancer disk are well-packed in a molded styrofoam enclosure. The manual is clearly written (although typographical errors abound) and gives step-by-step instructions for installation of the controller and drive(s) and the use of the Enhancer disk which contains modifications to

DOS and CP/M. These are necessary to use the 652K(!) bytes of storage available on the double-sided 80-track minifloppy drive when used with appropriate disks.

The controller card accommodates from one to four 5¼-inch disk drives, which may be any combination of Disk IIs and/or Rana Elite Series One, Two or Three. My Micro-Sci A2 works fine with it too. On a cold system boot, all these drives come up as Disk II work-alikes unless you use the Enhancer disk and modify DOS or CP/M (with a program called Profile) to recognize the increased capacity and speed of the Elite Two or Three. Disk IIs cannot be changed, of course, and neither DOS nor CP/M is supplied by Rana—only the modifications. It's compatible with Apple DOS 3.3, Microsoft's CP/M 2.20B and Pascal 1.1 and will automatically boot both 13- and 16-sector disks.

The double-sided drive itself is larger than the Disk II (4.5 inches high by 6.75 inches wide and 9.25 inches deep). Rana has also incorporated a touch-switch at the top left of the drive (alongside the "busy" LED) that allows you to write-protect a disk without having to put a tab over the notch. This doesn't affect the status of a disk that already has a tab over the notch. A small LED, when on, indicates that the disk is currently protected. In its high-capacity, high-speed mode, the Elite Three is quieter than the Disk II, but otherwise it makes the same noises. Its track-to-track access time is 5ms versus Disk II's 18ms. It will work with a Disk II controller card but only as if it were a Disk II, a slow 35-track drive, so why bother?

I use Datalife (Verbatim) MD 557-01 disks which are double-sided/double-density and 77/80 tracks per side. They cost less than twice what I pay for MD 525-01 single-sided/double-density 40-track disks (which I use for my other drives) and each stores about five times the information.

The Enhancer disk contains five DOS utilities: Format, Clone, Profile, Enhance and FID Enhance.

● Format is used to initialize new



LOWER PRICES! FASTER SERVICE!

SAVE! UP TO 50%

ON ACCESSORIES FOR YOUR APPLE™

Letter Quality Printer by DTC

Print speeds up to 32 CPS, 48K buffer, proportional spacing, Diablo 1640/1650/630 compatible protocol. Comes with printwheel, ribbon and users manual. Serial, parallel, and IEEE 488 interfaces standard.

PRD-11300 380Z printer	\$1295.00
PRA-11000 Tractor option	\$169.95
PRA-12000 Cut Sheet Feeder	\$699.95
CABLE Please specify	\$50.00

NEW! Daisywheel from SILVER REED

200 words per minute, full 15-inch platen, Diablo 630 protocol, 10, 12, 15 pitch or proportional spacing, logic seeking bi-directional printing, very quiet - very reliable. Best letter quality printer under \$1000.00!!

PRD-52001 Parallel	\$699.95
PRD-52002 Serial	\$699.95
PRA-52000 Adjustable Tractor	\$129.95

NEW! Okidata 92 & 93

160 CPS standard printing, correspondence quality printing, dot-addressable Graphics, and alternate downline loadable character sets.

PRM-43092 ML92 parallel	CALL
PRM-43192 ML92 serial	CALL
PRM-43093 ML93 parallel	CALL
PRM-43193 ML93 serial	CALL
PRA-43092 ML92 tractor	CALI

Gemini Printers by Star Micronics

Economically priced, high quality, Epson-compatible 100 CPS, 9 x 9 dot matrix, 2.3K buffer, friction & tractor feed, bit-image Graphics.

PRM-66010 Gemini 10 (10" carriage)	\$329.95
PRM-66015 Gemini 15 (15" carriage)	\$529.95
PRA-66200 Gemini serial board	\$85.00

Printer Interface Card & Cable for Apple II

Interfaces any Centronics parallel to Apple II/+e. With Cable

IOP-2100A Printer Link	\$49.95
------------------------	---------

Microbuffers by Practical Peripherals

Available in Epson, Apple, and in-line versions both serial and parallel.

IOP-2510A Inline, 64K parallel	\$339.95
IOP-2530A Inline, 64K serial	\$339.95
IOP-2540A Epson parallel 16K	\$159.95
IOP-2550A Epson serial 8K	\$159.95
IOP-2570A Apple parallel 32K	\$289.95
IOP-2590A Apple serial 32K	\$289.95

Grappler Plus by Orange Micro

Latest version of the popular Apple parallel printer interface with Graphics.

IOP-2300A Grappler+	\$139.95
---------------------	----------

NEW! CP/M® 3.0 PLUS Card for Apple by ALS

The most powerful CP/M card available 6MHz Z-80B, additional 64K of RAM, Graphics, full CP/M 2.2 compatibility.

CPX-62810A	\$359.95
------------	----------

ALS Z-Card for Apple II

Z-Card with CP/M 2.2, like Softcard

CPX-62800A	\$149.95
------------	----------

16K RAM Card for Apple II

Expand your Apple II to 64K, use as language card, full one year warranty.

MEX-16700A Save up to \$100	\$49.95
-----------------------------	---------

80 Column Card — Micromax

80 column x 25 line video board for Apple II or II+. 7 x 9 matrix characters with true descenders, shift key selectable upper and lower case, inverse video, 40/80 column operation switchable from keyboard. DOS, Pascal, and CP/M compatible.

IOV-2500A Viewmax-80	\$149.95
IOV-2455A Pre-boot disk for above	\$29.95

Video Monitors by USI International

The "Cadillac" of video monitors. 20MHz video bandwidth, 1000 lines resolution.

VDM-740920 9" Green	\$129.95
VDM-740910 9" Amber	\$149.95
VDM-741220 12" Green	\$159.95
VDM-741210 12" Amber	\$179.95

Video Monitors - Best Buy

20 MHz, 1000 lines resolution. We have priced these so low the manufacturer will not let us advertise their name!

VDM-750920 9" Green	\$99.95
VDM-750910 9" Amber	\$129.95
VDM-750910 12" Green	\$129.95
VDM-751210 12" Amber	\$139.95

Taxan RGB Color Monitors

18 MHz, choice of medium or super hi-res

VDC-821210 RGB Vision-1	\$399.95
VDC-821230 RGB Vision-III	\$699.95
VDA-821200 RGB card & cable	\$129.95
VDA-821220 Apple III cable	\$19.95

Zenith Hi-Res 12" Green

15 MHz, switchable 40 or 80 columns.

VDM-201201 List price \$189.95	\$114.95
--------------------------------	----------

Kraft Systems Joystick

Dual mode - spring return or free floating, full one-year warranty.

SYA-1513A Apple joystick	\$59.95
--------------------------	---------

Disk Drive for Apple

All the capabilities of the Apple brand drives at a fraction of the cost. Totally DOS, Pascal and CP/M compatible.

MSM-431010 Drive with cable	\$229.95
MSM-431030 Controller	\$59.95
MSM-571010 Half height Teac	\$299.95

Vista V1200 6 Megabyte Subsystem

Lowest priced 6 Megabyte system for Apple; uses a floppy cartridge, allowing you to keep duplicates of your valuable data. Accesses as fast as a Winchester. CP/M, Pascal, DOS patches included.

MSM-351200 V1200 w/controller	\$1295.00
-------------------------------	-----------

Vista Quartet

Dual low profile slimline 5 1/4" drives give you the capacity of 4 standard Apple floppies. Boots and runs all Apple software. With controller

MSM-354000	\$699.00
------------	----------

Super Diskette Bargain

From a major manufacturer, now available at a new low price. Single sided, certified double density, packaged in a durable plastic library case; perfect for Apple. Price is good only while our supply lasts!

MMD-5121003 Box of ten	\$18.50
------------------------	---------

Verbatim Optima® Diskettes

These are the absolute ultimate in quality, there are none better! packaged in versatile Disk Bank storage boxes. 5 1/4" SS DD soft sector w/hub rings. (boxes of 10 only)

MMD-5120102	\$67.95
-------------	---------

Plexiglass Disk Tub

Convenient storage for up to 75 diskettes.

MMA-505 5 1/4" flip file	\$19.95
--------------------------	---------

System Saver by Kensington

Cooling fan, surge suppressor, and dual switched outlets; clips onto the side of your Apple II/+e

SYA-1520A	\$79.95
-----------	---------

Transpak by SSM

Full feature communication software packages with either 300 or 1200 baud modem. Also includes free or reduced-fee introductory packages for The Source, Dow Jones, and Dialog.

IOM-2431A Transpak 1, 300 baud	\$388.00
IOM-2432A Transpak 2, 300 baud	\$448.00
IOM-2433A Transpak 3, 300 baud	\$695.00
IOD-2442A Transpak 2+, 1200 baud	\$995.00
IOM-2443a Transpak 3+, 1200 baud	\$1095.00
IOM-2430A 300b ModemCard	\$299.95

We accept cash, checks, credit cards, or Purchase Orders from qualified firms & institutions. **Minimum prepaid order \$15.00** California residents add 6 1/2% tax. Export customers outside the US or Canada please add 10% to all prices. **Prices and availability subject to change without notice.** Shipping & handling charges via UPS Ground 50¢/lb. UPS Air \$1.00/lb. **Minimum charge \$3.00**

Place Orders Toll Free

Continental U.S. Inside California
800-421-5500 800-262-1710

For Technical Inquires or Customer Service call:
213-973-7707

JADE

Computer Products

4901 W. Rosecrans, Hawthorne, CA 90250

disks instead of INIT. It enables me to format disks from 143K for my Disk II to 625K for my Elite Three.

● Clone makes exact copies of a source disk to a destination disk. It can also copy only the enhanced DOS from one disk to another.

● Profile lets DOS know what kind of drives are on the system and where they are located. Obviously, you can't put 652K bytes on a Disk II disk. Profile also allows you to specify the speed of the drive, since the Rana is faster than the Disk II.

● Enhance performs (only once) the other four enhancements to DOS.

● FID Enhance makes FID completely compatible with the entire Elite Series drive line and the four drives of the Elite Controller. It results in a file FIDR.

There are also five CP/M utilities on the Enhancer disk. Format, Copy, Profile, and Enhance are the CP/M equivalents of the DOS utilities. The fifth, SGLDrive is a special utility for those who have only one disk drive. It "persuades" CP/M that one drive is actually two, enabling some of the CP/M utilities (such as PIP) to be used with fewer problems.

I haven't had any problems in reading or writing from or to my Disk II or Micro-Sci A2. It has not, however, fulfilled all the hopes I had for its use with VisiCalc, which erases or overwrites Rana's enhanced DOS when it boots. I write about a thousand checks a year and enter them on a monthly basis into my VisiCalc program and allocate the amounts across 18 entry columns. Rana has no utility available to transfer VisiCalc onto the larger capacity disk so that I can store a year or more on one disk rather than the three disks I have required until recently. (I understand that Micro-Sci has such a utility for its A-70.) I used to get around this nuisance by copying each month's file to my high-capacity disk with FIDR. A few weeks ago I began using Artsci's MagicCalc, which can make use of the increased capacity, as well as having a number of enhancements not yet available to any but the users of the VisiCalc Advanced Version for the Apple III. Rana has plans to

bring out its own spreadsheet package that will make use of the drive's features.

I have no problems at all with CP/M and the Rana modifications. Since I use WordStar more than any other program, I'm quite satisfied with my investment.

During the few conversations I've had with some of Rana's people regarding minor problems, I have found them to be both helpful and knowledgeable, although they don't always have the answers. For instance, they have advised me that, at present, only the MicroSoft version of CP/M is compatible with the added features of the drive. Neither PCPI Appli-Cards (4MHz and 6MHz) nor the new ALS card with CP/M 3.0 is yet supported, although plans to do so are in the works.

I would not hesitate to recommend the Elite Three to anyone needing a reliable, high-capacity disk drive. ■

J. D. Schwarz
Port Chester, NY

Red Ball

Wico Corporation's Command Control Red Ball arcade joystick is intended to interface with Atari, Commodore, Texas Instruments, TRS-80 and Odyssey computers and game systems... and the Apple II. As an Apple II peripheral it certainly leaves something to be desired.

In appearance, at least, the joystick certainly cuts a very distinctive figure. The body of the unit is black and red; the joystick shaft is of shiny chrome-colored metal topped by a bright red ball. A unit like this certainly stands out amid all the bland, white Apple accessory hardware.

The unit looks sturdy and has a nice solid feel. The joystick appears to be ruggedly built and capable of taking the kind of abuse and punishment that dedicated game players inflict. A white fire button is positioned conveniently at the top of the ball. It is

MORE MICROTEK COMPUTER PRODUCTS THAN EVER BEFORE.

FOR APPLE/FRANKLIN & other "look-a-likes" (APPLE IIe Compatible)

- DUMPLING-GX** Hi-Resolution Graphics Parallel Printer Interface Card with Graphics Features for all major printers
- DUMPLING-64** 64K Spooler Buffer for Text, Block and Dot Addressable Graphics. Works with all major printers
- BAM-128** 64K/128K Memory Card
- Q-DISC** 128K Disc Emulation System
- MAGNUM-80** 80 Column Video Card
- VISI-PAC** A BAM-128, a MAGNUM-80, and Software for maximum use of your VISICALC Spreadsheet
- RV-611C** 7 or 8 BIT Parallel Printer Interface Card
- RAINBOW-256** RGB Board with 256 Output Colors to monitor
- BAM-16MM** 16K Card with Memory Management System (MOVE-DOS)
- VIZ-E-EXPAND** Visicalc Expansion Software
- VIZ-E-EXPAND 80** Adds 80 Column Features to VIZ-E-EXPAND

FOR THE IBM PC

- The HAL Series of IBM compatible memory boards:
 - HAL-64, 128, 192, 256 Memory Expansion without Parity
 - HAL-64P, 128P, 192P, 256P Memory Expansion with Parity
- The HAL Parallel Printer Cables
- The HAL Utility Software Package

THE VIC-20 and COMMODORE 64

- VIM-8/16** 8K or 16K Memory Expansion Module
- VIM-0** EPROM/RAM User Definable Module
- CC-2064** Parallel Printer Cable & Software for the VIC-20/64

FOR ATARI 400 and 800 COMPUTERS

- AMB-16** 16K Memory Card for Atari
- AMB-32A** 32K Slot Independent Memory Card
- ATC-P** Atari Parallel Printer Cable
- ATC-S** Atari Serial or Modem Cable

ALSO

- SCAMP SERIES** RS-232C Serial Interface Cables 6', 10', 25'

NEW!

- Stand-alone Printer Buffers with Auto Serial/Parallel Conversion up to 256K!
- Serial Dumplings—with and without Buffer.

MICROTEK products carry a 2 Year Warranty and are available from your local Dealer. For your Dealer's name or for further details call MICROTEK.

MICROTEK Inc.

9514 Chesapeake Drive
San Diego, CA 92123 (619) 569-0900

Toll Free Outside CA
(800) 854-1081
TWX 910-335-1269

BAM-16, DUMPLING-GX, DUMPLING-64, HAL, MAGNUM-80, Q-DISC, RV-611C, and SCAMP are trademarks of Microtek, Inc. APPLE and APPLE II are registered trademarks of Apple Computer, Inc. ATARI 400 & 800 are trademarks of Atari, Inc. CP/M is a registered trademark of Digital Research, Inc. IBM P.C. is a trademark of IBM. VIC-20 is a trademark of Commodore Business Machines. VISICALC is a trademark of VisiCorp. Z-80 is a trademark of Zilog, Inc. © Microtek, 1983

MICROTEK

COMPUTER PRODUCTS

IF YOU HAVE A GRAPHICS PRINTER YOU MUST HAVE A GRAPHICS INTERFACE.

DUMPLING-GX GRAPHICS PRINTER INTERFACE

The Dumpling-GX is a DIP Switch Selectable Dual Hi-Resolution Graphics Screen Dump parallel interface card for Apple computers and most popular printers.

At the flick of the DIP switch, The **Dumpling** will interface with: **APPLE ■ EPSON ■ NEC ■ IDS* ■ ANADEX ■ C-ITOH ■ PMC ■ CENTRONICS ■ OKIDATA ■ MANNESMANN TALLEY**

Selectable Strobe and Acknowledge polarities allow use with **any** 8-bit parallel printer in text and block graphics mode.

Microtek's proprietary on-board firmware enables the **Dumpling-GX** to establish intelligent communication between your Apple computer and your printer. Simple commands allow:

- Selection of your printer by DIP switch.
- Selective Dump Page 1, Page 2, or both in either text or graphics mode.
- Chart Recorder Simulation.
- Left & Right Margin Control.
- Line Length/Page Length Selection.
- Block graphics via 8th bit Control.
- Printer bell Control.
- Skip over Perf.
- 90 degree Rotation.
- Double Size Graphics.
- Emphasized Graphics Print.




*With special PROM and cable.

DUMPLING-64 GRAPHICS PRINTER SPOOLER

The **Dumpling-64** is the next logical extension to the industry standard Dumpling-GX parallel interface card, allowing the computer to DUMP vast quantities of data into the **Dumpling-64** for later printing, thus freeing up the computer for additional tasks.

The **Dumpling-64** allows full use of all **Dumpling-GX** features. In addition to the standard graphics features, the **Dumpling-64** offers:

- Buffer sizes from 0 K to 64K. User upgradeable.
- Graphics Dumps to Buffer. Page 1 and/or 2.
- Multiple Consecutive Screen Dumps to Buffer.
- Software reset to clear Buffer.
- "Space Compression" saves valuable memory taken up by 'spaces' in text or spread sheets.
- Automatic Buffer Size Recognition.
- Pause while printing-immediate.
- Pause while printing-delayed.
- Resume printing.
- REMOTE pause-immediate: hooks up to telephone, switches—etc.
- Buffer ON/OFF control.
- INSERT text editing capability with Pause and Buffer ON/OFF control.



T E C H N O L O G Y U P D A T E

perfectly situated for thumb firing. A second button is located in the body of the unit. A switch allows you to select which button you prefer to fire, though you cannot use both buttons simultaneously.

The shaft will center itself if you let go. In some situations this may be a good feature, but more often the self-centering means that the player must really concentrate to keep the stick under control.

This is not to say that the Wico unit proved completely inadequate to the demands of my favorite games. On my third try at Alien Rain I scored over 8,000 points (a good score for me) using the Red Ball unit, and I also performed admirably in Star Blazer, Nightmare Gallery and Threshold. I found that play was difficult at first, but as I became accustomed to the feel of the unit, my scores improved.

With only one firing button usable at any given time, using the Wico

joystick is like playing with just one paddle. The limited play of its joystick shaft puts the Wico Red Ball at a disadvantage compared to the significantly superior control offered by the paddle dials and joysticks of units designed specifically for the Apple.

You have to buy a special adapter unit in order to interface the joystick with an Apple II. True, the adapter does allow you to interface two Wico joysticks simultaneously with your Apple, but considering the fact that it does not match or exceed the performance of units designed especially for the Apple, it does not seem worth the extra expense.

It's almost inevitable that hardware designed to interface with many different systems should reveal inadequacies. The claims of superior performance made by the manufacturer notwithstanding, Wico's Command Control Red Ball joystick offers no advantage over existing units de-

signed especially for the Apple II.

The Wico Command Control Red Ball joystick, manufactured by Wico Corporation, 6400 W. Gross Point Road, Niles, IL 60648, lists for \$34.95. The Apple II adapter unit lists for \$21.95. ■

Brian Murphy
Fairfield, CT

Pipeline

There's a short supply of freedom these days... especially when dealing with a printer without a buffer attachment. Considering the snail-like cps rate of most affordable parallel interface printers, the wait to regain control of the computer can be agonizingly slow. To remedy this situation, Interactive Structures offers an intelligent printer buffer that will grow in memory size without rupturing your pocketbook. Their product is called Pipeline.

This review examines the PKASO Model Pipeline with 128K buffer memory (131,072 data characters). A 16-pin connection to the PKASO interface board runs to the Pipeline for data routing. The unit is housed in a low-profile metal box, painted in dandy yellow, with two toggle switches and two buttons. For other interface boards, the Universal model is available at slightly higher cost.

The base unit may be purchased with as little as 8K RAM, at reduced cost. Memory expansion is in 8K increments at \$14 per RAM chip. Many 64K-by-1 dynamic RAM chips are compatible, and the documentation lists the manufacturers and the corresponding chip numbers of RAM chips that have been verified as compatible with Pipeline.


The documentation for Pipeline is entirely adequate. Consisting of nine chapters, an index and fold-out reference sheet, it guides the user easily through the buffer's operations.

The buffer can be used in any of three modes. In Bypass mode, data is sent from the computer as if Pipeline didn't exist. "First in, first out" (Fifo), the manner in which most buffers

Circle 123 on Reader Service card.

Why pay \$39.95 or more for a single Apple® utility program when you can get over 25 useful utilities for only

\$69⁹⁵



If you write programs, we supply you with over 25 needed utilities to allow you to program easily in machine, assembly or Applesoft™, such as:

- Auto Gen
Search for a line number, search and disassemble, search and display, etc.
- Disk Utilities
read, write, update search, etc.
- And many more

Master utility disk comes complete with documentation and two 5¼" floppy disks. Ask for it at your local dealer or send check or money order for \$69.95 or \$14.95 for documentation only (CA residents add \$5.20 for tax plus handling) to:

If you use programs, over 15 needed and useful utilities allow you to easily recover from almost any error condition.

- Disk maintenance and cataloging made easy.
- Makes disk with errors usable again.
- Pack more data per disk. We increase your capacity by 27 sectors. That's about 7000 characters, without modification of your Disk Operation System (DOS 3.3). ©

W.M. Enterprises

Dept. M1 9348 Santa Monica Blvd., Suite 101
Beverly Hills, CA 90210 (213) 273-3412

Dealer inquiries invited

Apple/Applesoft/DOS 3.3 are registered or copyrighted trademarks of Apple Computer, Inc.

"Graphics, phrases, and other sections of information can be stored non-sequentially..."

work, transmits data to the printer in the same order as it is received by the buffer. Data is printed as fast as the printer can type and turns the computer back to the user for other endeavors. The third mode, Random Access Printing (Rap), is where Pipeline excels. In this mode, information is stored in "buckets," or pieces of data which can be called by name and printed. Graphics, phrases, and other sections of information can be stored non-sequentially and retrieved for printing in *any order* you specify.

In the Fifo mode, the "dumb" buffer operation, have the switches set to Fifo and Normal, with the interrupt and Erase buttons pressed simultaneously. Pipeline rapidly compresses and stores the information from the computer and sends the data to the printer as fast as it can be acted upon. Meanwhile, control of the computer is returned to the user. This flow of information can be halted by entering Bypass mode during Fifo execution. Perhaps while the previously stored information was

being printed, you suddenly realized that an entire group of customers whose names began with "Mac" had been left out of the form letter. Access to your printer is immediately obtained by toggling the switch to Bypass and pressing the Interrupt button. Your deleted information is passed to the printer. When completed, the switch is toggled back to normal and the interrupt button pressed again. The buffer resumes transmission of stored data at the point of interruption.

Using Rap, a graphics program diagram can be inserted into a report, form letters can be duplicated using different demographics for each letter, entire documents may be composed from separate "buckets" of information. Interesting variations are possible, including type style changes, or even foreign language characters in differing areas of your text.

Pipeline begins the Rap mode in Fillup phase. No printing goes on during this phase. Information is either output via the computer keyboard or a program, such as a word processor. After Fillup, the unit enters the Print phase, where the information from the computer or buffer source is acted upon. Pipeline either

passes the data to the printer, or acts on the Rap commands that are embedded in the data.


To create a bucket, you'd enter @c, where c is a one-character bucket name. This is the operand. If this were your first bucket, an @a or @A might be more appropriate. During fillup phase, the @c accompanies the rest of its related data into Pipeline's memory. During the print phase, you tell Pipeline to print bucket c. A memory search is underway, and when the designated characters are found, Pipeline prints the bucket.

Those who produce a great deal of computer-generated hard copy need a printer buffer to save time. I highly recommend Pipeline, not only because it operates in the conventional manner with Fifo, but because of its added attractions. Rap is highly efficient and can spice up dull reports with graphics presentations, spreadsheet statistics, and a change in font styles mid-text. The Rap commands are easy to use and don't deter experimentation. The convenience of portability between interface boards, affordability, and simplicity of use earn Pipeline high marks. ■

Hartley G. Lesser
Hayward, CA

Circle 54 on Reader Service card.

BTA MODEL 953B EPROM PROGRAMMER - \$359



BAY TECHNICAL ASSOCIATES, inc.

HWY. 603, P.O. BOX 387
BAY ST. LOUIS, MISSISSIPPI 39520
(601) 467-8231

- Programs 2508, 2758, 2516, 2716, 27C16, 2532, 2732, 2732A, 27C32, 2564, 2764, 27C64, MCM68766, 27128.
 - RS-232, 3 line serial interface, Xon/Xoff format, DB-25 I/O connector.
 - No personality modules - software control EPROM selection.
 - Extended diagnostics.
 - LED warning indicates power applied to EPROM socket.
 - Supports Intel, Motorola, and Intel 8086 data formats as well as HEX data dump.
 - Automatic baud rate selection.
 - Textool zero insertion force socket.
 - Available CP/M software.
-
- Model 953A, programs most 24 pin EPROMS. Price - \$269.00

Software Reviews

Apple II Flight Simulators

The Air Force and commercial airlines have spent millions of dollars developing and buying airplane and spacecraft simulators. Many of these simulators are run on large computers with elaborate and expensive picture systems. The same functions have been accomplished on the Apple II by two impressive and fun programs developed by EduWare and subLogic—Rendezvous and A2-FS1 Flight Simulator.

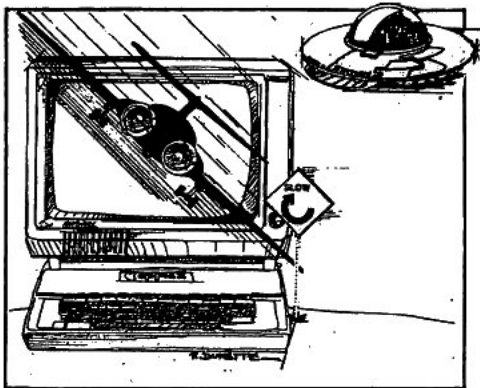
Rendezvous is a simulation of a spaceship flight from liftoff to a space rendezvous and docking with an orbiting space station. The controls of the spaceship can be operated with either the keyboard or a joystick. The flight manual consists of 26 pages of instructions, pictures and practice examples.

It was developed by Dr. Wesley Huntress of NASA. Besides being fun to fly, it teaches several concepts about the physics and mathematics of space flight.

It is not an easy program to master in only one sitting. The rules of flight are close to those that are encountered on an actual flight of a space shuttle or spaceship. My son and I found it took two evenings of trial and error before we could master the maneuvers necessary to perform a rendezvous with the space station.

The flight is divided into four parts: earth liftoff, orbital rendezvous, approach and docking phase. The first part of the flight starts with a picture of a spaceship at a launching pad. When you fire the engines, the spacecraft begins to rise until it has cleared the launching pad. A small screen on the left then shows the path of the spacecraft while you control the angle in which the ship is flying. A readout at the bottom shows the velocity in the down-range direction and in the upwards direction.

There are two staging events when an engine booster is released at each event. When the fuel from both boosters is gone, the picture on the screen changes to a view of the earth with an orbiting space station. Your



path is also shown on the screen. The job now becomes to match your position and orbit with that of the space station.

When this task is completed, the scene changes. There is a blinking dot on the screen that shows the position of the space station. You must now use the control jets on the spacecraft to fly within two kilometers of the station. I found that this sometimes took up to 30 minutes or more to do.

When you finally get within the required distance of the space station, the fourth scene comes on the screen. This is a picture of the space station you will approach and enter. I found this the hardest part of the flight. It took several tries before I could enter the docking bay and complete the mission. You have a limited amount of fuel for the entire flight.

Once I finished my first full successful flight, a rating of my performance was awarded. I was rated a "Swab," one step above zero, while my son achieved a ranking of "Captain," four steps above me.

A2-FS1 Flight Simulator is a complete small airplane simulation. The instrument panel contains dials for airspeed and altitude, and in addition, there are indicators for throttle setting, roll rate, elevator position, turn rate, heading, oil pressure, oil temperature, vertical velocity, tachometer setting and a radar display.

As you fly along, you see the ground and three different airports, a range of mountains and an enemy fuel depot. This is quite a bit of scenery and instrumentation to display on the screen of a home computer.

Your flight begins at the British air

base. You must taxi the plane from the parking area to the runway. Then, after giving full throttle, the plane lifts off and you can see the ground dropping away beneath you. After putting the landing gear up, you can fly the plane anywhere within a six mile square and explore the civilian airport, the mountains or the enemy airbase. Loops and rolls are possible if you develop advanced flying skills. During the flight you must pay attention to your instruments and maintain proper altitude and airspeed. Control of the airplane is possible from either the keyboard or a joystick. Either method requires a bit of practice to master complete control of your plane.

The view from the front window is done in a line drawing mode. The ground is represented by a series of grid lines that divide the ground into one mile square areas. The mountains are a thin outline along the north edge of the grid. The British air base has two views. When the gear is down, the runway and parking area are shown. When the gear is up, the airports are represented by simple lines.

The enemy fuel dump is represented by a dot on the ground. The display is impressive when seen as a moving scene from the front window. All of the plane's controls are displayed at the same time.

After flying around and getting the feel of your airplane, you may become bored. At this point you may declare war on the enemy and attempt to bomb his fuel depot. He will launch five fighters to intercept you, and you must maneuver and shoot down the five planes before beginning a bombing run on the fuel depot. This is not easy since all five fighters attack with different strategies. I have not yet shot all five planes down.

There is little doubt when you have been shot down. A spectacular crash scene occurs. One point is scored for each enemy destroyed, two points for bombing the fuel depot with minimal damage and three points for bombing the depot with extensive damage. It takes at least 20 points to become an ace. This means

The Solution to Applesoft . . .

THE ROUTINE MACHINE

Now, from the programming experts of Southwestern Data Systems, an easy-to-use way of putting the POWER and SPEED of Machine Language routines in YOUR OWN Applesoft programs!

ROUTINE MACHINE does all the work for you! No knowledge of machine language programming, whatsoever, is needed. Simply choose the function you want from an ever-growing library and Routine Machine puts just that routine in your program. Over two years in development, we've made it all completely transparent — no need to bother with BLOAD'S, HIMEM:, etc. — and it's COMPATIBLE WITH APPLE II AND APPLE IIe!

Each Library Package is so packed with useful routines that it's impossible to do more here than just list the names! So get out your magnifying glass! Call or write for more information. Better yet, order now from your local dealer. All of our software is unconditionally guaranteed!

THE ROUTINE MACHINE

The main "librarian" of the series, this package includes not only the Routine Machine itself, but all of these commonly needed routines:

Variable Swap	Error Messages	Hires Characters	Print Using (\$00)	Calculated Goto	Turtle Graphics
Text Output	Calculated Gosub	Fast Bload	String Input	Line # Data Restore	Binary Address Read
String Search	Data Element Select	Reset Run	Array Search (1D)	Hex/Dec Convert	Reset Boot
Bubble Sort (1D)	Memory Move	Reset Onerr	Tones	Pointer Read	
Sound Effects	Pointer Write	Shape Table Converter	Error Handling Routine		

\$64.95*

& CHART

\$49.95*

Library Disk

This package contains a Hi-Res chart graphics (plotting) library of routines that really helps with those custom graphics programs. Doing stock analysis, sales forecasts, scientific applications or even just plotting the monthly budget, & CHART makes the job much easier! Routines and functions include:

Page/Mode Display	Vertical Labels	Zoom/Unzoom
"Work" Page Select	Horizontal Labels	FP Program Splitter
Clipping Windows	Grid Pattern	3D to 2D Transform
Full User Scaling	Log Scaling	Epson Screen Dump
Window Reverse	Arc Generation	Median Filter
Window Clear	Polar Charts	Window Frame
Axes Generation	Pie Charts	Area Fill
Fast Hires Load	Tic Mark Control	Fast Hires Save

& ARRAY

\$49.95*

Library Disk

This Library Package is dedicated to doing just about everything you ever thought possible (and some impossible) to an Applesoft array. With the tremendous number of routines in this package, you'll agree it's a bargain at twice the price. All routines work with two-dimensional arrays, many times with both string AND numeric data! In addition, routines are provided to perform virtually any usual mathematical operation on an entire array in ONE statement! For example, you could multiply every element in an entire array by a factor in one statement. You could also define a given array as the product of two other arrays. Over a year in development, this is a real bargain! Just some of the many routines are:

Fast Disk Read	Array Rounding	USR Function Library
Fast Disk Write	Matrix Identity	Fast FP Run
Search	Matrix Transpose	Fast Brun
Sort	Matrix Multiply	Hex Poker
Delimited Strings (1D)	Matrix Inverse	Keyboard Scan
Rename	Array Randomize	FP Onerr Fix
Clear	Array VAL	RP Rnd Fix
Redim (no data loss)	Array STRS	FP Return Fix
Row/Column Add	Row/Column Delete	Fast Garbage Routine

& SCREEN

\$49.95*

Library Disk

An extraordinary collection of screen related routines, this disk is dedicated to text display and input for the Apple II/IIe. For starters, the Screen Generator/Screen Processor allows you to design an entire input or output screen format, and then have the entire screen executed as one or two statements. This is useful for reports, menus, data entry and more. In addition to the Screen Processor, the following routines are also included:

Input Using	Speed Control	Control Char Display
Input With Editing	Print Pause	Lower Case Input
4 Way Scrolling	Keyboard Click	Special Line Scroller
Musical Keyboard	Printer Control	Center/Justify Strings
Screen Dump	Print Repeat	Clear Screen
Memory Dump	Memory Disassemble	Cursor Mouse Routine

& SAMPLER I

\$49.95*

Library Disk

This disk is a collection of a wide variety of useful routines written by Peter Meyer, author of the Routine Machine, and other professional programmers.

Number Input	Catalog Modifications	String Execute
If-Then-Else	Disk File Data	Write Protect Sense
Controlled Get	Catalog to Array	FP Program Erase
Print Hex	File Selector	Speed Up Applesoft
Print Binary	FP Disk RWTS	Modified Chain
String Character Strip	Disk Sector Map	Slot Drv Vol Select
String Left/Right Fill	Find Free Sector	Disk Catalog Sort
String Overlay	Mark Sector	Push Button Read
Shellsort (1D)	Disk R/W String	

*Plus \$3.00 Shipping. (California Residents Add 6% Sales Tax.)

More to Come!

In addition to all these Library Packages, even more are in development!

The ROUTINE MACHINE and its Library Packages really WILL make the difference in your programming! Try out these programs and if you aren't convinced that the ROUTINE MACHINE is one of the best programming innovations to come along in years, we'll gladly refund your purchase price within 30 days of purchase, with return of product.

Ask your Local Apple Dealer or Ask Him to Contact:

southwestern data systems™

10761 Woodside Avenue • Suite E • P.O. Box 582-1 • Santee, California 92071 • (619) 562-3221

you will have to land, refuel and attack several times before you can gain enough points to become an ace.

A2-FS1 Flight Simulator is supplied on both disk and on tape. The tape version requires only 16K of memory but does not have the down view and several other enhancements. The disk version requires 32K of memory and has all of the enhancements.

A2-FS1 is manufactured by subLogic Communications Corporation, 713 Edgebrook Drive, Champaign IL, and sells for \$33.50 disk and \$25 tape. Rendezvous is \$39.95 and is manufactured by Edu-Ware Services Inc., Box 22222, Agoura, CA 91301. ■

Floyd Berghout
Fruit Heights, UT

The Caves of Olympus

Having just returned from an adventure on the planet Olympus, a medium size planet circling a binary star, I thought I'd share some of my enthusiasm for the "trek" with you.

Howard W. Sams and Company, 4300 West 62nd St., Indianapolis, IN 46268, has provided a well documented alternative world in Caves of Olympus.

After booting the disk, I was given the choice of reading a short history/instruction scenario or charging headlong into the caves. There was further historical and biographical information available in the instruction manual. I read and studied both, and I suggest you do the same.

The manual suggests that you map your travels and moves. I couldn't agree more! The subterranean complex is intricate. If you plot out your moves, it will certainly aid in the development of a feeling of where you are.

Not only is Caves of Olympus well written and documented, it is well illustrated. As you journey into the caves, a touch of the return key flips you into a hi-res graphics display of the area in which you are located, complete with flashy special effects.

Included with the manual is a sheet marked "Open only in case of severe frustration." I reached that point after about 45 minutes of being blasted by Laren, melted down by fusion reactors, and disintegrated by combat robots. With a loud Argh!, I opened the sheet. It said, "How to Win the Game!" I think perhaps "How to get nowhere fast!" would be a more appropriate title. What I discovered was a few moves inside the caves that get you started without an immediate death. Don't worry... you will still have a long, complicated journey ahead of you!

After four hours of circling through caves with no end in sight, let me assure you I was frustrated and delighted! I finally completed my quest and solved the secrets of the Caves of Olympus.

Suffice it to say the Caves of Olympus, priced at \$39.95, is an exciting adventure and should be tried by every computer gamer. ■

Jeffrey Mills
Columbus, OH

Frontline

If you want to use your brains as well as your reflexes in a computer game, then subLogic has just what you're looking for in Frontline. The documentation describes Frontline as a "strategy game that plays like an arcade game," a statement that holds true after many games.

Frontline simulates a battle between two armies. Units are symbolized on the high-resolution graphics screen by circles for infantry units, squares for anti-aircraft guns and triangles for aircraft. The battle lines of the two armies face each other across a no man's land dividing the screen horizontally. No infantry or guns may cross, but attacking aircraft can make one-way attacks. Infantry and artillery units do their share in the battle by keeping up a steady stream of fire at each other across the boundary.

Your principal task is to wipe out all the frontline forces of the enemy in one of the three vertical sectors in

which the two forces are divided. To do this you must dispatch reinforcements from a behind-the-lines depot to the battle front and launch air attacks. Keys ZXC dispatch anti-aircraft guns to the left, center and right sectors, respectively; keys ASD send infantry to the appropriate sectors, QWE launch planes and 123 launch air attacks (a similar key set at the other end of the keyboard is available for use if you're playing against a human opponent).

Only one unit will be moved from the reserve to the front per screen update, which occurs at about one second intervals, but you can enter commands at a much faster rate and anticipate your tactical needs in advance. The computer will store the moves and execute one at a time per update. If you've made the right moves, you can buy yourself some time to think about later moves; if you've made the wrong guesses about your strategy, you'll have to live with the results.

No matter what you do, the enemy's reserves will continue to move up and attack. Keeping a careful eye on the enemy's aircraft, you have to time the arrival of your reinforcements to bolster sagging sectors and pace your airstrikes to exploit the enemy's weakness at the right moment. The timing ground unit attacks and the result of those attacks is determined by chance; your job is to put your units in the spot where they're likely to do the most good.

To get the neophyte started off on the right foot, the game offers introductory and easy levels of competition in the solitaire mode; the computer moves its units slowly and the player learns the rhythms of the game. At first you'll take a beating as your computer opponent's planes sweep down your front, slaughtering your units and posting points for the other side. As you gain experience, you'll learn how to protect your weaker pieces and how to determine when an air attack of your own is most likely to succeed.

When you think you're ready, it will be time to play in the competition mode. At this level, the enemy's units move more swiftly and air at-

in Cider BOOK SHELF



THE APPLE CONNECTION—by James W. Coffron. Connect your Apple to household appliances for greater control. With this book you will learn about elementary interfacing and about BASIC programming, including input/output techniques and devices, building real systems, and even analog to digital and digital to analog conversion. All programs are written in BASIC and no prior electronic knowledge is required. BK1262 \$12.95

MICROBOOK: DATA BASE MANAGEMENT FOR THE APPLE II—by Ted Lewis. This book provides you with an affordable data base management system for your Apple II. These programs turn your Apple II into a combination filing cabinet, information gathering/retrieval system and data processing engine. Written in Pascal, the programs simulate a library. Information is maintained and broken down into books, chapters and pages and index to pages. Photographs of the Apple II screen are abundant, and they show you step-by-step the effect of each of your entries. Microbook can be used for almost any application involving the storage and retrieval of information. BK1261 \$19.95

THE CP/M HANDBOOK (with MP/M)—by Rodney Zaks. A complete guide and reference handbook for CP/M—the industry standard in operating systems. Step-by-step instruction for everything from turning on the system and inserting the diskette to correct user discipline and remedial action for problem situations. This also includes a complete discussion of all versions of CP/M up to and including 2.2, MP/M and CDOS. BK1187 \$14.95.

MASTERING CP/M—by Alan R. Miller. For advanced CP/M users or systems programmers who want maximum use of the CP/M operating system, this book takes up where the CP/M Handbook leaves off. It will give you an in-depth understanding of the CP/M modules such as CCP (Console Command Processor), BIOS (Basic Input/Output System), and BDOS (Basic Disk Operating System). It explains the incorporation of additional peripherals to the system, console I/O, the use of the file control block and much more. It also includes a library of useful macros and a comprehensive set of appendices. BK1263 \$15.95

SOME COMMON BASIC PROGRAMS, APPLE II EDITION—By Lon Poole et al. A powerful collection of financial, statistical, home management and mathematics programs—76 in all. Each program is presented with BASIC source code, operating instructions and descriptions. If you're a beginning programmer you can learn from this book what well designed and documented programs look like. BK1232 \$14.99

THE CUSTOM APPLE AND OTHER MYSTERIES—by Winifred Hofacker and Ekkehard Floegel. This is the guide to customizing Apple software and hardware, published by the folks at IJG. It contains such hands-on information such as: data acquisition and control applications, Programming the 6522 Internal timer, Constructing the 6522 I/O board, An Eprom Burner for the Apple Computer, An Eprom/RAM board, The Apple Slot Repeater, and much, much more. BK1246 \$24.95.



APPLE GRAPHICS AND ARCADE GAME DESIGN—by Jeffrey Stanton. The only book available that explains how to design arcade games from start to finish through the use of text, flow charts and working examples. Learn how to speed up your graphics, and the theory of how to design a playable game. This book requires a solid foundation in BASIC programming on the Apple II. BK1259 \$19.95


THE VISICALC BOOK—APPLE EDITION—by Donald H. Beil. If you are presently using Visi-Calc on your Apple II or want to learn more about its expanded uses, this book is for you. It will show you how to build a model, enter your data, and begin to explore all of your "what if" questions about any aspect of your business. There are also a large number of practice problems included in this book to help you become a skilled user. BK1268 \$14.95

THE APPLE II USER'S GUIDE—By Lon Poole, Martin McNitt, and Steven Cook. This guide is the key to unlocking the full power of your Apple II or Apple II Plus. Topics include: "Applesoft and Integer BASIC Programming"—especially how to make the best use of Apple's sound, color and graphics capabilities, "Machine Level Programming," "Hardware Features"—which covers the disk drive and printer, and "Advanced Programming"—describing high resolution graphics techniques and other advanced applications. Well organized and easy to use. BK1220 \$16.95

APPLE BASIC FOR BUSINESS: for the Apple II—by Alan J. Parker and John Stewart. Unlike most introductory BASIC books, this book uses files extensively. It is written specifically for the Apple II microcomputer with DOS Version 3.2. All programs presented are compatible with DOS Version 3.3. With the emphasis on problem-solving, the focus of this book is the point at which problem elements meet language capabilities. BK1247 \$15.95

ASSEMBLY LANGUAGE PROGRAMMING FOR THE APPLE II—by Robert Mottol. This comprehensive, easy to understand introduction provides solid groundwork for getting started in assembly language programming on the Apple II. Many subroutines written in assembly language are provided, and most explanations are shown with equivalent examples in BASIC. There's an excellent section on hexadecimal arithmetic included, as well as appendices for further study. BK1249 \$12.95


APPLE MACHINE LANGUAGE—by Don Inman and Kurt Inman. APPLE MACHINE LANGUAGE builds upon your previous knowledge of BASIC, and teaches you the machine language in small, easy, completely illustrated steps. Following this guide, you will be able to write machine language programs directly, using the Apple System Monitor. Each new program is thoroughly presented in functional blocks, with sketches of how each step will actually appear on the video screen. Soon you will be entering and executing your own machine language programs, with predictable results! BK1248 \$14.95



THE BOOK OF APPLE SOFTWARE—edited by Jeffrey Stanton, Robert P. Wells, Ph.D., and Sandra Rochowansky. Are you bewildered by the thousands of Apple II programs on the market? Here is the advice you need, with descriptions, ratings, and evaluations of over 500 of the most popular programs for the Apple II. You'll find reviews of business, education, game, and utility programs, and advice on hardware options and software vendors. BK1265 \$19.95.

THE SELECTRIC INTERFACE—by George Young. You need the quality print that a daisy wheel printer provides but the thought of buying one makes your wallet wilt. SELECTRIC INTERFACE, a step-by-step guide to interfacing an IBM Selectric I/O Writer to your microcomputer, will give you that quality at a fraction of the price. George Young, co-author of *Kilobaud Microcomputing* magazine's popular "Kilobaud Classroom" series, offers a low-cost alternative to buying a daisy wheel printer. SELECTRIC INTERFACE includes: step-by-step instructions, tips on purchasing a used Selectric, information on various Selectric models, including the 2740, 2980, and Dura 1041, driver software for Z80, 8080, and 6502 chips, tips on interfacing techniques. With SELECTRIC INTERFACE and some background in electronics, you can have a high-quality, low-cost, letter-quality printer. Petals not included. BK7388 (125 pages) \$12.97

NEW




MOSTLY BASIC: APPLICATIONS FOR YOUR APPLE II, BOOK 1—by Howard Berenbon. This book provides you with 28 ready-to-use, BASIC language programs which have been completely tested and debugged for use on your Apple II. Includes a telephone dialer, digital stop watch, spelling test, a house buying guide, a gas mileage calculator, and many others useful to businessmen, hobbyists, scientists, and computer enthusiasts. BK1251 \$12.95

MOSTLY BASIC: APPLICATIONS FOR YOUR APPLE II, BOOK 2—by Howard Berenbon. A second gold mine of fascinating BASIC programs, including two dungeons that test your math and history abilities and another one that's strictly for fun, eleven household programs, a monthly savings plan and six more on money or investment, two that test your level of ESP, and more—32 in all! Excellent for beginning or advanced computerists. BK1252 \$12.95

KIDS AND THE APPLE—by Edward H. Carlson. Whether you are a kid, a parent, or a teacher, this book is something unique. It starts with the bare bones introduction to programming, leads quickly to more interesting programs, and gives anyone who uses it a complete knowledge of Applesoft BASIC. Lively illustrations, notes to parents and teachers and questions for the reader are sprinkled throughout the book. While this guide is aimed at 8-16 year olds, adults will find it equally attractive as a beginning book for use the Apple personal computer! BK1253 \$19.95

For Toll Free Ordering Call 1-800-258-5473

*Use the order card in this magazine or itemize your order on a separate piece of paper and mail to inCider Book Department • Peterborough NH 03458. Be sure to include check or detailed credit card information. No C.O.D. orders accepted. All orders add \$1.50 for the first book, \$1.00 each additional book for U.S. and foreign surface, \$10.00 per book foreign airmail. Please allow 4-6 weeks for delivery. Questions regarding your order? Please write to Customer Service at the above address.



Rocky's Boots

Imagine, some rainy Saturday, sitting your eight-year-old down and explaining, "Today we're going to learn all about logic gates, flip-flops and some other circuit design elements. Then, we'll put together a few machines to accomplish some specific tasks. Furthermore, you are really going to enjoy this!"

If your eight-year-old is like mine, you would probably draw either a blank stare or mild hysteria. Take heart, there is a way of teaching both yourself and your eight-year-old a thing or two about logical circuit design. Rocky the Raccoon is the guide to a program from The Learning Company with just such a purpose in mind.

Rocky introduces and explains computer parts such as And, Or and Not gates, clocks, flip-flops, delays, sensors, and so on. Of course, the boot for which the program is named becomes a part of the machines you get to design. Rocky's Boots is designed for the Apple II and II Plus. Although not required, a color TV or monitor greatly enhances the usefulness of the program.

Features and Operation

On booting the disk, a short demonstration precedes the menu. Pressing the spacebar displays the menu and control-G toggles the sound on. The program menu features six choices that Rocky suggests be played in order. A seventh choice (End) simply exits the program and provides an opportunity to boot another disk. When each of the menu choices is made, the cursor is moved from "room to room." Each room presents a new concept or activity. The user may move to another room or return to previous rooms at any time.

Option 1 explains How To Move. The I, J, K, M keys are used to move the cursor, which is shown as an orange box. If a joystick is connected to the system, it may be used to move the cursor. Escape returns you to the program menu at any time. In addition to moving, you need to know

how to pick up and drop objects with either the spacebar or joystick button. Once the basic moves have been learned, an opportunity for practice is provided.

Item 2, titled Building Machines, introduces the concept of building simple machines using a combination of parts. Each of the parts (switch, clacker, boot, wire, green sensor, purple sensor and knife) are explained separately and then combined into machines. The user is shown how to combine and separate parts. Each of the devices is activated by electricity (shown in orange) provided by the cursor. The actual flow of electricity is shown for each of the devices except the knife, which is used only to separate parts.

Option 3 explains Logic Gates. Each of the gates are shown on the screen and explained in some detail. The user may practice with activating the various inputs to see the output effects. Of course, opportunity is provided for construction of machines for practice using the various gates.

Number 4 (Rocky's Boots) teaches the user to build machines that kick various target shapes. The kicking is done, by the way, by Rocky's electric boot. Targets have shapes, colors and numeric values. The first game, for instance, asks that a machine be built to kick only those targets with positive values. The user must attempt to design a machine that will allow him to collect 24 points per game. When that figure has been reached, a little hi-res Rocky does an Irish jig on the screen! Other game options may be selected and other machines may be designed using the devices discussed to this point. In the interest of authenticity, even a wire with a glitch is included. How true to life can you get?

In Option 5, flip-flops, clocks and delays are explained and illustrated. As in the earlier explanations, the user is provided an opportunity to experiment with the new concepts presented by actually using the devices in simple settings.

The pinnacle of this program is represented by Option 6, Rocky's

tacks are timed with more precision. The action is faster, but still, it can be mastered.

As your skills improve, and you gain an instinct for the strategy of the game, the moves will become more or less automatic. Learning to do this in the fourth and most challenging level of play, Hyper-War, takes extraordinary coolness, but even this rapid-fire mode is beatable. The victor, of course, is the player (or machine) who scores the most points.

The game is divided into five rounds. Each round begins with a full complement of troops and will end only when the frontline of one sector is completely wiped out. When you win a round, you are given points for the number of enemy troops scored and a 100 point bonus for having won that segment of the game. When you are on the losing side your score will be adjusted down by the number of units you have remaining in the reserve depot.

Of course, you won't be doing much counting as you struggle to keep up with your computer opponent in your first few games. But the feeling you get when you win for the first time, especially on one of the tougher levels, is sublime.

Frontline requires an Apple II Plus with 48K of memory and a disk drive with 3.3 DOS. The manufacturer, subLogic Communications Corporation, 713 Edgebrook Drive, Champaign, IL 61829, lists the game at \$29.95. ■

Brian Murphy
Fairfield, CT

SAVE UP TO 40%
TOLL FREE ORDER LINE

No Hidden Charges.
No Charge for Credit Cards.
No Shipping Delay for Personal Checks.

SAVE!

ADVENTURE INTERNATIONAL
Eliminator \$21.00
Labyrinth of Crete 21.00
Rear Guard 21.00
S.A.G.A. #1-12 ea. 28.00
Sea Dragon 25.00
Stone of Sisyphus 21.00
Tunnel Terror \$21.00

AUTOMATED SIMULATIONS/EPYX
Crush, Crumble, & Chomp \$21.00
Datestones of Ryn 15.00
Dragon's Eye 21.00
Hellfire Warrior 28.00
Invasion Orion 18.00
Keys of Acheron 15.00
Monster Maze 21.00
Morloc's Tower 15.00
New World 21.00
Rescue at Rigel 21.00
Sorcerer of Siva 21.00
Star Warrior 28.00
Temple of Apschai 28.00
Upper Reaches of Apschai 15.00

BRODERBUND
A.E. \$25.00
Alien Rain 18.00
Apple Panic 21.00
Arcade Machine 45.00
Choplifter 25.00
Galactic Empire 18.00
Galactic Revolution 18.00
Galactic Trader 18.00
Genetic Drift 21.00
Labyrinth 21.00
Lode Runner 25.00
Midnight Magic 25.00
Sea Fox 21.00
Serpentine 25.00
Star Blazer 23.00
Track Attack 21.00

BUDGEO
Pinball Construction Set \$28.00
Raster Blaster 21.00

CALIFORNIA PACIFIC
Akalabeth \$25.00
Desecration 28.00
Ultima 28.00

DATAMOST
Aztec \$28.00
Casino 28.00
County Fair 21.00
Crazy Maze 21.00
Gin Rummy 21.00
Mars Cars 21.00
Missing Ring 21.00
Pandora's Box 21.00
Pig Pen 21.00
Snack Attack 21.00
Swashbuckler 25.00
Theft 25.00
Thorolian Tunnels 21.00
Tubeway II 25.00
Vegas Video 21.00

DATASOFT
Canyon Climber \$21.00
Zaxxon 28.00

EDU-WARE
Algebra 1-3 \$28.00
Compu-Read 21.00
Empire I
World Builders 25.00
Empire II
Interstellar Sharks 25.00
Empire III
Armageddon 25.00
Prisoner 2 25.00
PSAT Word Attack 37.00
Rendezvous 28.00
SAT Word Attack 37.00

H.A.L. LABS
Sheila \$20.00
Super Taxman 2 20.00

HAYDEN SOFTWARE
Bellhop \$21.00
Championship Golf 18.00
Crime Stopper 25.00
Crystal Caverns 25.00
Final Conflict 25.00
Go 25.00
Kamikaze 25.00
Laser Bounce 21.00
Reversal 25.00
Sargon II 25.00

INFODOM
Deadline \$35.00
Starcross 28.00
Suspended 35.00
Zork I, II, & III ea. 28.00

MICROSOFT
Adventure \$21.00
Olympic Decathlon 21.00

MUSE
ABM \$18.00
Castle Wolfenstein 21.00
Caverns of Freitag 21.00
Firefly 18.00
Frazzle 18.00
International Grand Prix 22.00
Robot War 28.00
Three Mile Island 28.00

ODESTA
Checkers \$35.00
Chess 7.0 49.00
Odin 35.00
All three games above 110.00

PENGUIN SOFTWARE
Crime Wave \$15.00
Pie Man \$15.00
Spy's Demise 15.00
Thunderbombs 15.00
Transylvania 15.00

QUALITY SOFTWARE
Ali Baba & Forty Thieves \$25.00
Battleship Commander 15.00
Beneath Apple Manor 21.00
Fastgammon 18.00
Meteroids in Space 15.00
Pro-Poker 28.00
Reversal 21.00

SENTIENT
Congo \$25.00
Cyborg 25.00
Gold Rush 25.00
Go-Topos 25.00

SIERRA ON-LINE
Adv. #0 Mission Asteroid \$15.00
Adv. #1 Mystery House 18.00
Adv. #2 Wizard & Princess 25.00
Adv. #3 Cranston Manor 25.00
Adv. #4 Ulysess 25.00
Adv. #5 Time Zone 70.00
Adv. #6 Dark Crystal 28.00
Cannonball Blitz 25.00
Crossfire 21.00
Frogger 25.00
Jawbreaker 21.00
Marauder 25.00
Softporn Adventure 21.00
Threshold 20.00
Ultima II 42.00

SIRIUS
Bandits \$25.00
Beer Run 21.00
Blade of Blackpool 28.00
Critical Mass 28.00
Cyber Strike 28.00
Epoch 25.00
Escape From Rungistan 21.00
Gorgon 28.00
Hadron 25.00
Kabul Spy 25.00
Minotaur 25.00
Repton 28.00
Sneakers 21.00
Twerps 21.00
Type Attack 28.00
Wavy Navy 25.00
Wayout 28.00

SIR-TECH
Galactic Attack \$21.00
Knight of Diamonds 25.00
Legacy of Ilygamyr 28.00
Star Maze 25.00
Wizardry 35.00

SOFT IMAGES
Blackjack Strategy \$49.00
Pandemonium 28.00
Single's Night at Molly's 21.00

STRATEGIC SIMULATIONS
Bomb Alley \$42.00
Computer Ambush (New) 42.00
Computer Baseball 28.00
Computer Quarterback 28.00
Cosmic Balance 28.00
Cosmic Balance II 28.00
Epidemic 25.00
Galactic Adventures 42.00
Germany 1985 42.00
North Atlantic '86 42.00
RDF '86 25.00
Shattered Alliance 42.00
Tigers in the Snow 28.00
Warp Factor 28.00

SUB-LOGIC
Flight Simulator \$25.00
Pinball: Night Mission 21.00
Saturn Navigator 25.00

SYNERGISTIC
Atlantis \$28.00
Crisis Mountain 25.00
Escape from Arcturus 21.00
Microbe 32.00
Nightmare Gallery 21.00
Odyssey 21.00

ULTRASOFT
Mask of the Sun \$28.00
The Serpent's Star 28.00

BUSINESS PROGRAMS
BRODERBUND
General Ledger w/Payables \$396.00
Payroll 316.00
Receivables 316.00

CONTINENTAL SOFTWARE
CPA Modules #1-4 ea. \$200.00

DAKIN 5
Business Bookkeeping System \$316.00

DATA BASE
dBase II \$525.00
DR Master \$175.00
General Manager 2.0 175.00
PFS: File 100.00
PFS: Report 100.00
VisiDex 185.00
VisiFile 185.00

FINANCIAL MODELING SPREADSHEET
Desktop Plan II \$185.00
PFS: Graph 100.00
SuperCalc 220.00
VisiCalc 185.00
VisiTrend/Plot 225.00

WORD PROCESSING
Bank Street Writer \$48.00
Bomb Alley 110.00
Original Easywriter 75.00
Professional Easywriter 130.00
Screenwriter II 95.00
Screenwriter II Professional 149.00
Super Text 40/80 79.00
Word Handler 149.00
WordStar 349.00

GRAPHICS
Arcade Machine \$45.00
The Artist 60.00
Complete Graphics System 49.00
Graforth II 57.00
Graphics Magician 45.00
Pascal Graphics Editor 75.00

UTILITIES
A.L.D.S. \$100.00
G.P.L.E. 49.00
Inspector 45.00
Locksmith 4.1 75.00
Routine Machine 49.00
T.A.S.C. 135.00
Watson 35.00

HARDWARE
JOYSTICKS AND PADDLES
Joyport \$36.00
Kraft Joystick 45.00
Kraft Paddles 35.00
TG Joystick 42.00
TG Paddles 29.00
TG Trackball 48.00

MISCELLANEOUS HARDWARE
Grappler 125.00
16K Ram \$75.00
Microbuffer (16K) 195.00
Microbuffer (32K) 225.00
SoftCard 275.00
System Saver 65.00

BLANK DISCS (box of 10)
Elephant (SS/SD) \$22.00
(SS/DD) 25.00
Maxell (SS/DD) 30.00
Verbatim (SS/DD) 28.00
Diskette File Box (holds 60) \$20.00

HARDWARE DEALS

MONITORS
Amdek
Color I \$299.00
Color II RGB 599.00
Color III RGB 399.00
RGB Card 149.00

USI
Pi1 9" Green \$119.00
Pi2 12" Green 149.00
Pi3 12" Amber 159.00
Pi4 9" Amber 129.00
Color 1400 299.00

PRINTERS
C. Itoh
GX-100 \$229.00
Prowriter 399.00
Okidata
Microline 80 349.00
Microline 82A 449.00
Microline 92 549.00

MODEMS
Apple Cat II \$299.00
Micromodem II 265.00
Micromodem w/terminal prog 295.00
212 Apple Cat 580.00

RIISING SUN SOFTWARE
P.O. BOX 11020
OAKLAND, CALIFORNIA 94611
(415) 482-3391

Ordering Information: We'll accept any form of payment - cash, personal check, money order, VISA/MasterCard, or C.O.D. Send cash at your own risk. Add \$2.00 for UPS shipping, \$3.00 for Blue Label Air. California residents add applicable sales tax. ALL orders shipped same day received. If we are out of stock on a particular item we will include a special bonus with your order when shipped. Visit us at 4660 Dolores Avenue, Oakland, CA 94602.



CALL TOLL FREE 24 HOURS (ORDERS ONLY)
(800) 227-1617, ext. 114 (Outside California)
(800) 772-3545, ext. 114 (Inside California)



Challenge. This selection consists of fifteen rooms. The goal, of course, is to create a machine to win each of the games Rocky presents. The games range in difficulty from simple to downright complex. One of the rooms allows the user to make up any number of games by altering sensors, targets and so on.

Impressions

Rocky's Boots takes advantage of the Apple II's color, graphics and sound capabilities. But does it teach the concepts outlined? Indeed it does! As I mentioned earlier, logical circuit design never has been one of my strong points. This program certainly cleared up some of the misconceptions I held regarding the complexity of learning about the topic. My eight-year-old (naturally) learned the subject very easily and became quite proficient at designing some of the

machines. As a matter of fact, it didn't take her very long to run circles around Dad!

Is it interesting? Definitely. Probably the best indication is my thirteen-year-old daughter. As anyone who has young teenagers around will tell you, it takes a lot to keep their interest. She was the first in the family to use Rocky's Boots and spent quite some time with it.

Summary

Rocky's Boots is an excellent method of learning the basics of logical circuit (computer) design. The combination of colorful graphics and well designed progression of concepts make this program well worth its price of \$49.95. Just be sure not to tell your kids it's educational!

Rocky's Boots is published by The Learning Company, 545 Middlefield Road, Suite 170, Menlo Park, CA

94025. ■

Leslie Schmeltz
Bettendorf, IA

A.E.

The goal of A.E. is to wipe out stingrays from here to the ends of the galaxy. You start out in your own city and progressively work your way into the galaxy spirals, step by step. To be successful at each step you must wipe out three waves of attackers.

A Perfect Attack is one where you shoot down all the stingrays in an attacking wave. If only one of them escapes, you have to do it again. After you wipe out three stingray attacks, you go to the next level. How many levels are there? In the opening demonstration, I saw eight!

Circle 34 on Reader Service card.

**PROTECTING YOUR APPLE...
AN OPEN AND SHUT CASE**



Introducing the APPLE-CENTER Model 12, an opening and closing cabinet for the Apple II. Unlocked, the APPLE-CENTER opens up to allow you quick and easy access. Locked with the key, the APPLE-CENTER shuts tight to protect your Apple and 2 disk drives. The key also switches power to your Apple and your monitor. Both outlets are protected from damaging voltage surges with RKS Industries' SURGE SENTRY. We've even built in a filtered cooling fan. Model 10 comes without electronics and is compatible with side mounted fans.



Call or write for additional information:

DOSS INDUSTRIES

1224 Mariposa, San Francisco, CA 94107 (415) 861-2223

Apple is a registered trade mark of Apple Computer, Inc.

Circle 94 on Reader Service card.

"A PERFECT MARRIAGE"

Your Typewriter & Your Computer

When you team your electric typewriter with our ComputerVersion™ Interfaces, you create a letter quality printer for your personal computer, while still retaining all manual typewriter features.

Install it yourself and your typewriter becomes a dual personality machine at the flick of a switch. All necessary software is included in "on board PROM".

Parallel and RS-232 Serial units are available for virtually any computer to Interface with the following typewriters:

- IBM Selectric II and III • IBM Electronic 50, 60, 65, 75, 85 • Adler 1010, 1030 • Royal 5010, 5030, Satellite II • Royal Alpha 2001
- Silver Reed EX-42, EX-44, EX-55 • Brother EM-1, EM-2 • Hermes Toptronic 51 • Smith Corona

State Computer and Typewriter model



MICRO COMPUTER
DEVICES, Dept. O
1560-D So. Anaheim Blvd.
Anaheim, California 92805
(714) 972-0293

Watching the stingrays can be fascinating. Fighting them is something else again. The patterns are beautiful. It's poetry in motion. The closer they get, the larger they are. As they fade into the distance, they dissolve into mere specks. Beautiful three-dimensional effect.

The stingrays come at you six in a line. Well... sometimes. They also come at you in two groups of three, each group in a dancing pattern. Well... sometimes. They also come at you... See what I mean? But be assured, they come at you!

The three-dimensional graphics effects are beautiful and smooth in animation. The colors are good and work well.

A.E. is manufactured by Broderbund Software, 1938 Fourth St., San Rafael, CA 94901. Price is \$34.95. ■

George Engel
Seymour, CT

General Physics

Cross Educational Software, Ruston, LA 71270, has assembled a fine set of physics software. The complete set consists of 11 disks—two of which are two-sided—that cover the major disciplines of physics.

They can be purchased individually, but when one considers that the price for the programs is only \$200, it would be foolish not to have the entire set.

The complete set consists of:

- Vol. 1 Vectors and Graphing, \$10
- Vol. 2 Statics, \$12
- Vol. 3 Motion, \$12
- Vol. 4 Conservation Laws, \$12
- Vol. 5 Circular Motion, \$15
- Vol. 6 Thermodynamics \$20
- Vol. 7 Electricity and Magnetism, \$12

- Vol. 8 Optics (Side A)
Lasers and Diffraction (Side B), \$20
- Vol. 9 Atomic Physics, \$30
- Vol. 10 Solar System Astronomy, \$30
- Vol. 11 Stellar Astronomy (Side A)
Cosmology (Side B), \$30


What makes these educational programs so unique is they are so beautifully made. Great thought and care has gone into every aspect: formatting, ability to write clearly-understood directions, user-friendliness, liberal use of graphics, and, yes, even a delightful sense of humor. That last is most evident in Cosmology II when running the program called "New Consciousness" that engulfs the viewer in a series of ethereal sights and sounds. You leave the screen with a fresh appreciation of the universe and its mysteries.

Even while you are busily engaged in pressing return, responding with a

Circle 161 on Reader Service card.

Feel Free to Travel With Your Apple.... Call (800) 847-4176!

- Apple
- Atari
- AVL
- Bell & Howell
- Centronics
- Commodore
- Epson
- IBM
- Hewlett-Packard



Aluminum Shipping Case with Removable Cover \$215.50*



Apple II cases holding 2 disk drives



ABS Storage & Carrying Case with Removable Cover \$69.50*

Polyplex Heavy-Duty Carrying Case \$142.50*



Aluminum Shipping Case \$216.50*



- NEC
- Radio-Shack
- Sanyo
- TRS-80
- Xerox
- Zenith
- Texas Instruments

*UPS Shipping Included.



Call for Complete Computer Case Catalog.
Credit Card Customers Call Toll Free



Fiberbilt

Ikelheimer-Ernst, Inc.
601 West 26th Street
New York, New York 10001-1199
(212) 675-5820 (N.Y.C. area)

space bar, or just reading the properly-paced text, there are interesting interludes of clicks, squeals, and zaps to rivet your attention to the screen! Rarely have I enjoyed reading text as much as with this series.

The main strength of all of the programs lies in their commitment to the user who will be learning (or reviewing) physics. In describing the Physics programs, Cross Software states, "The average level of the programs is intended for college freshmen. About one third are suitable for high school students and some are for advanced physics majors."

The problems that are presented prompt the viewer to have a paper, pencil and calculator ready. If the student wishes not to work the problems, he has the option of continuing without supplying a correct answer. This, in my opinion, is one of the program's greatest strengths. They can be used as a teaching tutorial or

as a review at the discretion of the student.

The documentation is superb. Each disk is accompanied by an instruction book that clearly describes the entire program, offers suggestions on how to solve the problems, gives illustrations of some of the actual graphics, and lists one or more of the programs for student examination.

As an added bonus, each book concludes with useful programming information covering such topics as "Writing on a Hi-Res Screen," "ASCII Character Shape Tables," "Explanations of Program Structure," "Programming Notes on Paddle Graphics," and more. Hence, the user is learning more than physics. This is sincerely appreciated, for the 11 disks immerse the viewer in a total educational experience rarely seen in educational programming.

Each disk is subdivided into many subheadings with an uncluttered

menu making the choices clear. For example, the program on Vectors and Graphing is subdivided into:

- Vector Resolution
- Dot Products
- Vector Products with Unit Vectors
- Vectors and Scalars Quiz
- Vector Addition
- Cross Products
- Datagraph

Another disk, Electricity and Magnetism, has the following programs:

- Gauss's Law
- Ampere's Law
- Resistor Combinations
- Capacitor Combinations
- R C Circuits
- R C L Circuits
- Lorentz Force

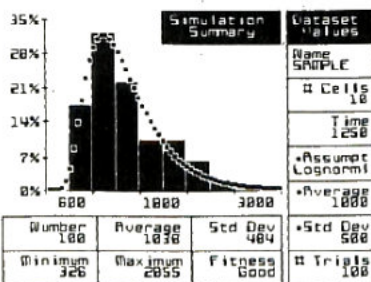
My favorite program is called "Molecular Motion and Pressure" on the disk Thermodynamics. The concept of molecular motion is in itself not particularly difficult to com-

Circle 83 on Reader Service card.

Circle 273 on Reader Service card.

Circle 380 on Reader Service card.

Monte Carlo Simulations



- Explore future possibilities • Analyze past experience • Non-technical approach • VisiCalc compatible • Hi-res graphics • Color • Sound •

- Financial planning • Risk management • Insurance • Self funding • Education • Business •

- Generates random numbers based on many common probability distributions • Statistical Analysis • Goodness of fit test • Much more •

Actuarial Micro Software
3915-A Valley Court
Winston-Salem, NC 27106
(919) 765-5588

\$60

STOCK MARKET SOFTWARE

Increase your profits with OPTIONX™, the ultimate option analysis program for the Apple computer.

Extremely easy to use. For experienced option writers and speculators. Includes the Cleeton model and Bookstaber's extension of the Black-Scholes model. Automatic calendar, stock data base manager, recursive calculation of volatility, and much more. 65 page manual completely describes the program and the equations used. Requires DOS 3.3 and 48K.

Send \$145.00 for the program and manual. Return for full refund in 15 days if not satisfied.


Request free brochure describing OPTIONX™ and other sophisticated stock market software.

Crawford Data Systems
P.O. Box 3000 - 561H
Camarillo, CA 93011
(805) 484-4159

CA residents please add 6% tax.

*DOUBLES DISKETTE STORAGE SPACE!!

REDUCE YOUR DISKETTE COSTS BY 50%



"The back of your 5 1/4" single sided diskette has recording medium. All you need is an ACCURATELY placed "write enable notch"

to USE IT, on many systems. NIBBLE NOTCH™ is a precision engineered tool designed for this purpose.

IT'S A MONEY SAVER!
IT'S A TIME SAVER!

\$14.95

Add \$1.50 Postage/Handling (\$4.50 Foreign)

— Florida Residents Add 5% Sales Tax —

ORDER TODAY!

SEND CHECK OR MONEY ORDER TO:

NIBBLE NOTCH™

Division of Cortran International

4211 N.W. 75th Terrace, Dept. 28
Lauderhill, Florida 33319

PAT. PEND.

prehend, but its visualization is. The presentation here is unique and probably could not be done better on a blackboard or motion picture screen! A gas container, with molecules randomly moving about occasionally bumping into the pressure gauge, is shown in the hi-res screen. Of course, this produces one of those interesting little clicks present in all of the programs. The viewer can control not only the number of molecules in the container but also the temperature (in Kelvin degrees, naturally). Below all of this is a continuously moving graph plotting pressure against time. One of the selections is L for Less Molecules, which would have been more grammatically correct had it been F for Fewer Molecules!

There is hardly space in this review to completely catalog the 11 disks, but I added up the total sub-programs on all of the 11 and came up with an astounding 68 separate programs! Even the Vectors done in lo-res graphics are just right for the subject! Without a doubt, this set is the best bargain in educational software.

The disks are not copy protected, and Cross expects buyers to make their standard backup copies and store the originals in a safe place. Very reasonably, the suggestion is made that schools wishing additional copies for learning labs should purchase "permissions" to make extras at 30 percent of the retail price. Because of the excellence of the programs, schools should honor this request. Perhaps this is one way to encourage other software companies to consider more educational programming—an area generally behind the rest of the industry that caters mostly to business and recreational demands. ■

James C. Benton
Lake Forest, IL



part with anything more endearing than a Bronx cheer.

You would think that two reasonably adventure-wise adults with two alert teenagers could outwit a goblin just the way they did a vampire and werewolf. But not being able to solve things the first time, or the second, or the 33rd is the frustration—and the fun—of adventuring. And if a copy

of Transylvania happens to pop into your computer someday, you'll have plenty of both.

There are several things I liked about this high-resolution graphics game and high on the list was the fairness exhibited by the authors. Quite frequently I found myself looking for all sorts of exotic solutions to problems, when, in fact, the solution was simple and straightforward.

You enter Transylvania at midnight and find yourself in a moonlit field facing a stump with some indecipherable writing on it. You soon learn that Sabrina (may the game gods have mercy on her) is in deadly danger. If you can't rescue her by 5 a.m. she meets a gruesome end. Time marches on—real time and game time—as you scurry about from scene to scene trying to find Sabrina and rescue her.

Mental and physical obstacles are

Circle 108 on Reader Service card.

WHAT ARE YOU WAITING FOR ???

Are you tired of waiting for DOS to load and save files? Are you tired of waiting for DOS to finish so you can type again? Are you tired of waiting for your printer? When you buy **Diversi-DOS™**, you won't have to wait any more! Here's why:

1. **DOS speed-up:** Apple DOS 3.3 takes 18 disk revolutions to read a single track, whereas **Diversi-DOS** reads or writes a track in just 2 revolutions. This speeds up file processing tremendously (see table).

2. **Keyboard Buffer:** **Diversi-DOS** allows you to type at any time, as fast as you can, without missing a single character.

3. **Print Buffer:** **Diversi-DOS** can use a RAM card (16K-128K) to temporarily save characters before they are printed. Thus, your computer won't have to wait for your printer to finish.

4. **DDMOVER:** **Diversi-DOS** can now be moved to a RAM card for increased memory with BASIC programs.

Diversi-DOS, the QUADRUPLE utility, requires a 48K Apple II or II+ with DOS 3.3. A simple, menu-driven installation program is included on the un-protected disk. So what are you waiting for?

Send \$30 to:

Diversified Software Research, Inc.
5848 Crampton Ct.
Rockford, IL 61111
(815) 877-1343

Visa/Mastercard accepted

Apple is a registered TM of Apple Computer, Inc.

dsr

Coming Soon: Diversi-Writer™

	APPLE DOS	DIVERSI-DOS
SAVE †	27.1 sec.	5.9 sec.
LOAD †	19.2 sec.	4.5 sec.
BSAVE*	13.6 sec.	4.1 sec.
BLOAD*	9.5 sec.	2.6 sec.
READ**	42.2 sec.	12.4 sec.
WRITE**	44.6 sec.	14.9 sec.
APPEND**	21.3 sec.	2.3 sec.
* Hi-res screen	† 80-sector BASIC program	
** 52-sector text file		

Transylvania

You're in the middle of a sandy field staring for the 33rd time at an obnoxious little goblin who won't

thrown in your path, as are many clues and helpful objects. As an adventurer you too can meet an untimely end in Transylvania, but only if you insist on pressing your luck beyond the normal range of good sense.

Throughout the game you are limited to two-word commands—a verb and a noun. The program has a workable vocabulary, and it lets you know if it doesn't understand either the verb or the noun. At times it will even prompt you to do the correct thing, although for the most part you're on your own.

As with any adventure game, you are wise to draw a map from the outset. I devised a system to test each possible direction and move for each scene. The accompanying chart soon had all the clarity of an income tax form, so my daughter drew what she called an "easy map for idiots." I used it thereafter.

With pictures taking up most of the screen, you sometimes want an opportunity to look at your last move. By hitting return you get an all-text screen. At the top is a description of your location and your obvious options for a next move. The rest of the screen contains your recent moves. Hitting return toggles back to the picture.

If you are a beginning adventurer, accept a few hints: Examine all pictures carefully. Sometimes they contain clues not mentioned in the text. Besides the words given in the instructions, some other helpful words are move, look, read, wear and pull. Above all, experiment.

Transylvania provides a Save Game feature that allows you to stop when you get tired or when you are about to try a risky (stupid?) move and don't want to blow it all.

In short, it's a fine way to spend a

rainy summer day. Transylvania is available from Penguin Software, 830 4th Ave., Geneva, IL 60134, and costs \$19.95. ■

Greg Stone
Westport, MA

Battlesight

Battlesight is promised to be a "real-time tank warfare simulation on a hi-res three-dimensional battlefield." Being an old tank fiend in my high school days, I could hardly wait to play.

And there's a further enticement: "The player's view of the battle is through the M60's battlesight, and both turret and tread control are used to bring the main gun and COAX machine gun to bear on targets."

Circle 228 on Reader Service card.

PIRACY PRUF

PIRACY PRUF stops all copy programs now available. It protects every single copy of a program differently. **PIRACY PRUF** randomly generates **BILLIONS** of unique protection schemes. This is the only way to guard against copy parameters. Other protection systems merely make identical copies. For example, disks protected by **Lock-It-Up™** Double-Gold Software, a program which claims to make disks "uncopyable", can easily be copied using the same nibble copy parameter used to copy an unprotected disk. Should you use this system or any system which makes identical copies, parameters can be published to copy your program.

Lock-It-Up™ users: switch to a system which keeps up with current developments. For a limited time only, get a \$100.00 credit towards purchase of **PIRACY PRUF**. Call or write for more information and a comparison.

PIRACY PRUF detects the use of all hardware boards by two independent methods.

- Add a disk checking routine to your programs—Broken programs will not run—detects hardware boards.
- Add a language card checking routine to detect the use of hardware boards—detects breaking attempts
- Encrypt basic programs and convert them to unlistable binary files which are BRUN. These files will only decode and run themselves on a protected disk.
- Use a faster DOS to decrease disk access time by as much as 50%

KANE COMPUTING

184 Pine Brook Blvd., New Rochelle, N.Y. 10804

DEFEAT ALL HARDWARE BOARDS STOP ALL NIBBLE COPIERS

- Erase memory and reboot if program execution stops
- Erase memory and reboot on Reset
- Store Catalog on track 35 (a track not normally used)
- Change DOS commands and error messages
- Clear keyboard to make programs unstoppable which begin with Onerr statements.
- Read and Write between normal and protected disks from within your program
- Scan source disk's VTOC for maximum speed
- Personalize disk with name or serial number of purchaser
- Stop keyboard entry of DOS commands
- Edit DOS commands and error messages
- Autorun Applesoft Programs
- Define hello type (Exec, Binary, Basic)
- Require the Autostart Rom
- Support up to 14 drives

PIRACY PRUF leaves all sectors usable, and supports the DOS INIT command to allow your program to create protected data disks for data expansion.

PIRACY PRUF provides you with easy to use, state of the art protection, a back-up copy and a complete manual. We thoroughly support our users. **PIRACY PRUF** requires 48K, Applesoft, and two DOS 3.3 drives. Protected disks require 48K Apple II w/DOS 3.3 or Apple III in emulation mode, Fully Apple IIe compatible.

The price is \$250. A PASCAL version is also available. N.Y.S. residents add sales tax. Send check or money order or for C.O.D. Call collect at 914-576-6738.



S.A.M. GIVES YOUR COMPUTER THE POWER OF SPEECH

However, you are cautioned that "this is not an arcade game against relatively defenseless Klingons, but a realistic simulation involving well equipped and trained adversaries." At last, a chance to relive my high school glories!

Upon booting up Battlesight, you are presented with a hi-res front view of a tank that proceeds to take an unrealistic shot at your face. When the theme music (Gary Owens) finishes, the main menu is presented. You are allowed a variety of choices: seeing the instructions, getting Helpful Hints for Hopeful Heroes, playing Battlesight and quitting.



There are two other curious choices in the menu. One, titled The Soviet Threat, shows well detailed graphics and various Soviet tanks and helicopters. The other is titled Intelligence Report, and it lays out the scenario of the game. In essence, it is the start of World War III (let's hope that it only happens in games!) and you are in command of five tanks that overlook a ridge in a town in Germany. It is your job to stop the advancing enemy tanks as they pour through the pass.

What bothers me about these two sections is that they present this information in a style which too closely resembles propaganda. I don't want to start political and ideological battles, but I object to terms such as Red Horde. Not only is that term out of date but it is offensive. I am sure no one in this country likes being called an Ugly American.

Enough of that and on to the game. When Battlesight is selected from the menu you are asked to select a level of play from 1 to 5. Levels 1 to 4 give you progressively more enemy tanks in an attacking wave, while level 5 gives you "fire and forget" missiles as well as the ability to fire rapidly.

You are also allowed the option of night fighting. In this mode some of the attacking waves are invisible and simulate night conditions. You can spot the enemy only with periodic flashes of infrared light or by the light of an exploding shell.

Your weapons consist of a main



● **S.A.M.** is the **Software Automatic Mouth**, a speech synthesizer for Apple and Atari computers made by **Don't Ask**. **S.A.M.** uses your computer to simulate the sounds of human speech. You use **S.A.M.** to make your programs talk.

● **S.A.M.** does it all in software. It's a program—the only one of its kind. This means that **S.A.M.** has the power of a hardware speech device without the high price.

● **S.A.M.** expands the power of your machine. Adding speech is like adding graphics—suddenly you can do things you never considered before. Use **S.A.M.** to write practical things: learning tools for young children, business software with spoken instructions, programs that tell stories or read aloud. Write creative new games with characters that converse or opponents that crack jokes. **S.A.M.** is great fun to use, because it's a new playground for your ingenuity.

● **S.A.M.** is for anyone who can write a program, from the newest BASIC beginner to the machine language master. It's so easy to use **S.A.M.** to make a program talk, there's almost nothing to it.

● **S.A.M.** is capable of endless variety.

You can control **S.A.M.**'s inflection, change the pitch of **S.A.M.**'s voice and the speed of **S.A.M.**'s speech. Use phonetic input to get perfect pronunciation; or use **RECITER**, the excellent English text-to-speech converter on the **S.A.M.** disk, for highly reliable results with ordinary English input.

With the new **KNOBS** feature you can create a variety of different voices for **S.A.M.**—not just higher or lower voices, but ones that sound like different people speaking. You design **S.A.M.**'s vocal personalities.

Get your Apple or Atari **Software Automatic Mouth**, and discover the excitement of computer speech.



2265 Westwood Bl., Ste. B-150, Los Angeles, CA 90064. Phone (213) 477-4514

Dealer inquiries invited.

Atari owners: learn extra tricks and techniques to make the most of S.A.M.! Ask for Educational Software's new S.A.M. Tutorial (Tricky Tutorial #12).

Hear **S.A.M.** at your favorite dealer.

Or order direct from Don't Ask. Add \$2.00 shipping to your check or money order; California residents add 6% sales tax (6.5% in L.A. County).

S.A.M. for Apple II-series computers includes 8-bit digital-to-analog converter and audio amplifier on a card. Requires 48K, disk. (**S.A.M.** uses 9K; **RECITER** 6K. **S.A.M.** can be loaded into a 16K R.A.M. card.) You will need a speaker. Suggested retail: **\$124.95**. Look for summer sale prices now through September 15, 1983.

S.A.M. for Atari computers uses your tv. speaker. No additional hardware required. Requires 32K, disk. (**S.A.M.** uses 9K, **RECITER** 6K.) Cassette version coming soon. Suggested retail: **\$59.95**. To produce highest quality speech on Atari, **S.A.M.** is set up to blank the screen while speaking and then restore display. You can make **S.A.M.** talk with screen on—speech quality is somewhat reduced.

S.A.M. programmed by Mark Barton.

APPLE is a trademark of APPLE COMPUTER, INC. ATARI is a trademark of ATARI INC.

gun, fired by paddle 0 of a joystick or game paddles (the game requires one or the other), and a machine gun fired by pressing the space bar or just about any key on the keyboard. You also have mobility, of sorts. You can move the turret left, right, up or down by moving the joystick or paddles. The treads may be used to rotate you left or right. This is accomplished by pushing button 1 on the joystick and using the controller to choose the direction of movement. There is no real motion, however. You are always stuck on the hill looking down on the enemy. One interesting feature of the game is that you can repair your tank after you've been hit and damaged. Pressing R initiates a repair cycle but you are totally immobile and cannot fire. You may also halt the game at any time by pressing escape or quit altogether by pressing control-C.

The game itself is actually quite a disappointment. The graphics are poor. The background is a straight line that runs along the top of the screen rising to an inverted V in the center. I am not sure if this is a hill or a road. The foreground is similar and represents the overlook where you are stationed. An inverted V represents, in this case, a hill behind which you may hide. A cross hair moves between the two lines and is used to aim the main gun and the machine gun.

The enemy tanks, which come out of the background in various quantities, are poorly represented by a squared-off front view. The animation is far from smooth. At various intervals, as the tanks approach your position, they suddenly increase in size in an attempt to convey a sense of perspective. Flying in the background from time to time is a strange repre-

sentation of an enemy airplane whose job is to report your position.

The idea of the game is to aim the cross hairs of your gun on the enemy's tanks and blow them up. It is fairly easy to aim at the tanks as they slowly hop towards you, and a shot is fired by pressing the fire button for about a second. You hear a whistle as your shot streaks towards your enemy, invisible to the naked eye. However, even though you seem to have aimed perfectly, a shot may not kill the enemy. Even more annoying is that it may take 15 seconds or so to reload your gun, while the enemy keeps coming firing. The time for reloads is supposed to get better as your crew gets more experienced at loading and aiming. In any case, I found the time between shots much too long and very annoying. Level 5 allows quick shots and makes more sense for this type of game.

If you get hit, several things may happen. Your treads or turret may get damaged, in which case your mobility is limited. If you get blown away, a new tank takes your place. When damaged, you may repair yourself at the expense of being a sitting duck.

When you have finished off a wave of tanks, a helicopter generally appears in the background. (At least it is supposed to be a helicopter; it looks more like a miniature character from Space Invaders.) You must either kill this creature or it will fire a deadly missile at you. In reality, I never missed the thing; the sloppiest aim is sufficient to score a hit. I forgot to mention that you are also supposed to kill the little plane that flies by during play. This is done by firing the machine gun. When you fire the machine gun all the action freezes and the screen flashes brightly.

As each round ends, you are presented with a score and report card which shows your overall performance and efficiency. You are informed of the size of the next round, and the game resumes with the press of any key.

The game ends when you have beaten the enemy, the enemy has beaten you by destroying all your

Circle 313 on Reader Service card.

GET STARTED ON THE APPLE IN UNDER AN HOUR...

Yes...at last, computer instruction is available on videotape.

If the computer "newcomers" in your family are overwhelmed by the technical manuals, we have made it easy. We have extracted the most-needed facts and put them into an easy-to-understand form. We demonstrate how to:

- Install circuit boards and disk drives
- Install modems and game paddles
- Boot up
- Run software
- And much more

Our series of "Introduction to..." tapes take the mystery out of getting started on the Apple and enable you to begin with confidence.

It's as easy as watching television!
Price? Only \$60.00.

Mail and phone orders invited.



Lewis Video Productions
601 West End Avenue
New York, N.Y. 10024
(212) 496-0223

I want the Apple II plus version
 Apple IIe version
in the following format:
 Beta II VHS

MasterCard and Visa holders order toll free:



(800)
835-2246
Ext. 35



Kansas residents call (800) 362-2421, Ext. 35
For product information, call: (212) 496-0223
(New York residents add applicable tax)

Circle 90 on Reader Service card.

PASSWORD APPLE DOS!

With **PASSWORD +2.3** You can add mainframe protection to your Apple's Disk Language. Restrict Unauthorized Access to the disk. Booted or Not! Ideal for Business, Education, or any multi-user system.

- Uses No Ram memory
- Any Password 1 - 8 characters long.
- Transfer files from non-protected disks.
- Copy programs yield unusable copies.
- All file types A,I,B,T.
- Functions identical to DOS after Password is supplied.

Introductory Price ... \$39.95

48K Apple II+, one Drive, and DOS 3.3 required.

To Order the **PASSWORD+ 2.3**
Send \$39.95 plus \$1.00 postage
in check or money order to:

MICRO-SECURITY SYSTEMS

P.O. Box 457
Blairsville, Pa. 15717

Money Orders Shipped Same Day
Phone ... 412-459-7671

We also carry two great new games from Educational Software ... **ESCAPE** and **TRACK-8**. Call or Write for more information.

Organize Yourself

Find all your Apple* programs in seconds with **Disk Library**.

Add, change, or delete program names or disk titles. Verify information *before* it's deleted. Enter new data manually or direct from the disk.

Location & Library Dumps display all disk titles, or disk titles and program names. Includes printer option.

Search for programs alphabetically, by location, or by program name. Includes a similar-word search.

You can also delete the entire text file and reformat the disk. Or save everything with a single key-stroke. With **Disk Library** you'll never again waste hours looking for a program.

Apple II+, Applesoft, 32K, disk, 0374AD, \$24.95.



*Apple is a registered trademark of Apple Computer Inc.

YES! Please send me _____ copies of Disk Library @ \$24.95. Please add \$2.50 postage & handling

VISA MC AMEX CHECK/MO

NAME _____

ADDRESS _____

CITY _____ STATE _____ ZIP _____

CARD# _____ EXP. DATE _____

SIGNATURE _____

Instant Software Order Toll Free 1-800-258-5473
 Rte. 101 & Elm Street Peterborough, NH 03458 338B5L

MICROTUTOR™

AN EDUCATIONAL EXPERIENCE

- Teach students, children, trainees any subject
 - Create multiple choice, fill in the blank, matching, or simple answer questions
 - Print copies of sessions or tests
 - Combine sessions together as one
 - Define number of guesses and point values
- ALSO:**
- Recommended by parents and teachers
 - Built-in editor to correct mistakes
 - Helps increase learning and retention
 - Provides simple instructions and ease of use
 - A Great Buy at \$99.95




LOCUS SYSTEMS
 P. O. BOX 248
 N. WILKESBORO, NC 28659
 (919) 838-4166

*APPLE II DOS 3.3
 48K Memory
 1 or 2 Disk Drives

INCLUDE \$2.00 FOR SHIPPING
 (NC RESIDENTS ADD 4% SALES TAX)

*APPLE is a Registered Trademark of APPLE COMPUTER, INC.

DEALER INQUIRIES WELCOME



SYSTEM REFERENCE CARDS

"This is a quality document and is beautifully conceived and produced. . . . I am in awe of your magnificent document."
H.W.W., Dayton, Ohio

Send Check or Money Order

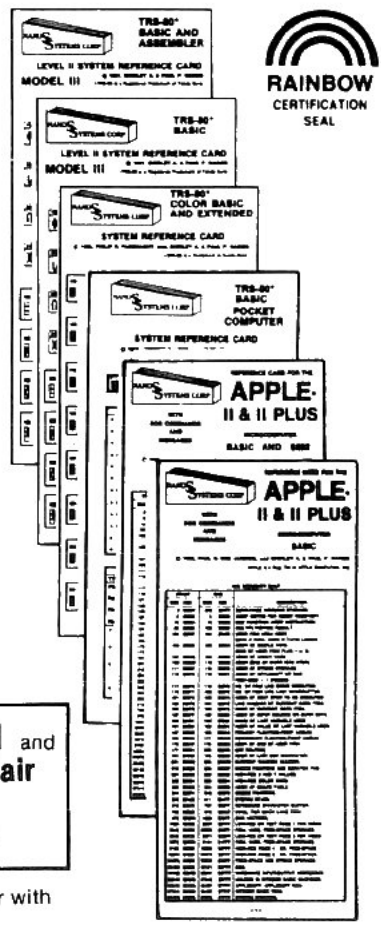

CARD	ORDER NO.	PRICE
MODEL I: BASIC & Assembler	FC1002	\$4.95
MODEL I: BASIC Only	FC1001	2.95
MODEL II: BASIC & Assembler	FC1005	5.95
MODEL III: BASIC & Assembler	FC1003	5.95
MODEL III: BASIC Only	FC1004	3.95
COLOR: BASIC & Extended	FC1006	4.95
POCKET: BASIC	FC1009	2.95
APPLE II + II PLUS: BASIC & 6502	FC1008	4.95
APPLE II + II PLUS: BASIC Only	FC1007	3.95

NEW!

NEW! Heath/Zenith HDOS 2.0 FC1014 \$5.95	Z80 MICROPROCESSOR FC1011 \$4.95	ZX80, ZX81 and Timex Sinclair 1000 FC1012 \$5.95
--	---	--

Call TOLL-FREE for Credit Card Orders 1-800-258-5473. Or, send your order with payment or complete credit card information to:

WAYNE GREEN BOOKS • Retail Sales • Peterborough, NH 03458
 Enclose \$1.00 per order for shipping and handling



*TRS-80 is a Registered Trademark of Tandy Corp
 APPLE is a Registered Trademark of APPLE COMPUTER, INC
 *Z80 is a Registered Trademark of Zilog, Inc

Reader Service	Page No.	Reader Service	Page No.	Reader Service	Page No.
202 Abacus Enterprises	45	362 East Coast Software	120	272 Novation Inc.	204, 205
330 Access Unlimited	209	215 East Side Software Company	47	85 OHM Electronics	145
26 Action-Research Northwest	189	183 Eco-Tech Inc.	202	331 Omega Electronics	145
83 Actuarial Micro Software	172	470 Eco-Tech Inc.	208	153 Orange Computers Inc.	82
168 Add Master	125	53 Electronic Specialists	111	5 Orange Micro Inc.	66, 67
43 Aero-Comp	73	196 Enhancement Technology Corp.	3	14 Orange Plus	123
192 Alpha Byte	203	311 ESP Computer Resources	181	31 Pacific Exchanges	116, 145
95 Amdek Corporation	CII	320 Fast Louie's Discount		207 Passport Designs	15
462 Amdek Corporation	206	Apple Software	125	188 Personal Computer Products	48
363 American Data Cable Inc.	116	318 Fastrack Computer Products	198	467 Personal Computer Products	208
97 Anthro-Digital Software	85	161 Fiberbilt	171	76 Pirates Harbor	90
2 Apple Computer	106, 107	184 Franklin Computer Corporation	147	201 Practical Peripherals	99
170 Apple Computer	194, 195	450 Great Divide Software Inc.	200, 202	465 Price Performance Products	208
24 Appeware Inc.	180	66 H & E Computronics	9	440 Pro/Pac	200
121 Applied Engineering	23	381 H & W Computer Systems	135	454 Program Design Inc.	202
310 Atlantic Software	55	451 Harris Technical Systems	202	214 Project 1	179
39 Avant-Garde Creations	10	453 Howard W. Sams & Company	202	383 Prometheus Products Inc.	187
52 Avant-Garde Creations	115	304 Human Systems Dynamics	57	234 Quadram Corporation	26, 27
100 Avant-Garde Creations	11	37 Huntington Computing	69	16 Quinsept Inc.	181
54 Bay Technical Associates Inc.	163	* inCider		91 RH Electronics	196
179 Beagle Brothers Microsoft	43	Binders	145	217 R.G.B. Designs	118, 119
* Bible Research System	100	Moving	183	189 Ring King Visibles	75
447 Biosource Software	200	Shelf Boxes	149	309 Rising Sun Software	169
* Bottom Line	138, 139	Subscription Problems	125	474 Rixon	210
11 Business Computers		Subscriptions	35	213 S-C Software Corporation	134
of Peterborough	185	* Instant Software	149	388 Sarduchi Software	22
6 Bytes & Pieces	184	110 Bus Cycle	189	472 Saturn Systems	210
461 C. ITOH Electronics	206	112 Disk Library	177	223 Sav-Soft	103
460 C E Software	206	111 DOS Customizer	191	455 Simple Soft Inc.	202
78 Cab-Tek	37, 189	113 Football Forecast	180	365 Smith Micro Software	32
152 Calsoft	63	463 Interactive Structures Inc.	206	444 Smith Micro Software	200
40 Checkmate	81	* Intra Computer	143	195 Softlink Corp.	201
186 Compukit	136	317 Ivers Specialties	184	118 Software Masters	73
466 Computer Accessory Products		45 Jade Computer	159	224 Software Support	91
Company	206, 208	88 JDR Microdevices Inc.	197	376 Software Unlimited	192
384 Computer Entrepreneur Publ. Co.	41	228 Kane Computing	174	270 Solutions Inc.	14
254 Computer Outlet	182, 183	86 Kensington Microware	13	103 Southern Center for Research	
180 Computer Plus	85	73 Last Electronics	85	Innovations	145
225 Computer Ware Supply	137	3 Leading Edge Products Inc.	CIV	60 Southwind Computer Sales	124
372 Compuware	71	313 Lewis Video Productions	176	250 Southwest Data	29
475 Comrex International	210	106 LJK Enterprises	51	253 Southwest Data	165
105 Commsoft	111	306 Locus Systems	177	165 Space-Time Associates	125
191 Conn. Information Systems		446 M & R Enterprises	200	193 Star Micronics	155
Company	145	243 Mark/Donn Associates	145	67 Stellation Two	125
174 Consolink Corporation	105	120 Magellan Computer	37	119 Sterling Software	39
269 Coosol Inc.	44	356 Mega-Byte	125	82 Strictly Software	153
175 Corona Data Systems	58, 59	79 Mehrstens Financial Data Sys.	192	222 Sweet Micro Systems	109
443 Counterpoint Software Inc.	200	94 Micro Computer Devices	170	10 Syntex Micro Products	17
273 Crawford Data Systems	172	352 Micro Design	79	370 Technical Design	73
351 Data-Mail	111	469 Micro General Corporation	208	312 Tebbs Techniques	192
36 Datamost Inc.	CIII	15 Micro Grip	149	194 3M	156
117 Datasouth Computer Corp.	65	245 Micro Management Systems	137	76 Timecor	97
471 Datasouth Computer Corp.	208, 210	55 Micro Mountain	7	265 Transtar	113
68 Davka Corporation	34	360 Micro Program Design	110	280 Transtar	77
35 Decision Support Software	49	90 Micro Security Systems	176	122 Troy Software Design	33
449 DesignWare Inc.	200	204 Micro Works	25	473 TSK Electronics Corporation	210
367 Digital Images	125	371 Micro-Sci	207	58 Verbatim	5
468 Digitronics Div. of Comtec		* Microcomputing Subscriptions	193	373 Voice Machine Communication	36
Info. Systems	208	329 Microtek	160, 161	101 VR Data	131
441 Discovery Software	200	50 Midwest Software Associates	52	267 Vulcan Software	37
108 Diversified Software Research	173	448 Muse Software	200	123 WM Enterprises	162
173 Don't Ask Software	175	* Nanos Card System	177	* Wayne Green Bookshelf	167
34 Doss Industries	170	445 Navic	200	220 XPS Inc.	191
302 Double Gold Software	61	380 Nibble Notch	172	190 Zoom Telephonics	31
230 East Coast Computer Labs	21	387 Nikrom Technical Products	70		

tanks, or when five enemy tanks have escaped by flanking your position. High scores and names are recorded on the disk for posterity.

As you have guessed by now, I am not thrilled by this game. The graphics are less than third rate. They may have been acceptable in the early Apple days—but not now! The game is said to be as close to real life as the microcomputer will permit, but I find this statement hard to believe. The game is written mostly in Applesoft, which is not exactly one of the fastest implementations of Basic. This would partially account for the jerky graphics.

Since this program is unprotected, which is about the most positive thing I can say, it at least allows for modification. I removed the long delay required for reloading and repairs. This made the game slightly more interesting (about 15 minutes worth),

but I think shooting Klingons would be more fun. Perhaps someone could take the ideas and algorithms of Battlesight and turn it into a workable and interesting game.

Battlesight is published by Versa Computing, 3541 Old Conejo Rd., Suite 104, Newbury Park, CA 91320. ■

Alexander Marx
New York, NY

The Mask of the Sun

Your name is Mac Steele. As an archeologist of some repute, your latest find has been stolen by a colleague. In retaliation (and as a demonstration of your own superior sense of ethics), you steal a Pre-Columbian amulet that *he* uncovered in

a recent dig.

Research leads you to believe that the amulet is somehow related to a more valuable artifact: a solid gold mask known as the Mask of the Sun. The mask is reputed to have awesome magic powers. Your examination of the amulet reveals a secret compartment which, unfortunately, exposes you to a lethal gas. In order to prevent a lingering death, you must locate the Mask of the Sun and learn its secrets. Thus begins your quest.

The Mask of the Sun is a big adventure and is sold as a double-sided disk. It takes place in Mexico, primarily within three Aztec ruins. In your quest, you buzz from place to place in a jeep, explore pyramids, chat with inanimate objects and die much more often than you'd like. All action is displayed on the hi-res screen. Using Ultravision, Ultrasoft's special graphic adventure language,

Circle 214 on Reader Service card.

Apple
Compatible

Printer Interface And Graphics Too!

For all Apple users who do not need the bells and whistles that you are forced to purchase with those high priced printer interface cards, **Project 1** presents the low cost Centronics type interface card. This unbuffered parallel interface card is designed to work with Epson, Star Micronics, Axiom, Coex or almost any 8-bit parallel printer available.

In addition, for only **\$9.95**, we supply you with a graphics capability for your Epson printer. Some of the graphics features available are:

- Normal and inverse image
- Large or small image size (20% to 70% of page)
- Load programs direct from the disk
- Dump existing programs already in the computer
- Works under Apple DOS 3.3

The interface card comes complete with an FT interconnect cable with Centronics type plug, factory wired for the Epson MX printer family. Ask for it at your local dealer or send check or money order for **\$59.95** plus **\$9.95** for the graphics option:


(CA residents add 6.5% for sales tax)



220 Crescent Way, Bldg. O
Anaheim, CA 92801
(714) 774-0394

Dealer inquiries invited

\$59⁹⁵



Apple is a registered trademark of Apple Computer, Inc.



pictures change almost instantly—no long waits for pictures to load or be “drawn.” I think you’ll be pleasantly surprised by the picture quality as well. Each scene is vaguely reminiscent of an Andy Warhol pop art painting—a series of interconnected dots that define each color and shape.

The parser (used by the program to interpret your commands) has some interesting features. First, you are not limited to two-word commands like Use Knife or Look Urn. Instead, commands may use multiple words for greater specificity such as Throw Knife at Left Guard. Directions may be abbreviated, in most cases, to one

or two letters; S for south, NW for northwest, and U for up. All other commands may be cut to the first five letters. In general, the program will accept several variations of a command as being equivalent. For example, Go Door, Leave Room, and Exit might all be acceptable. In some instances, however, commands must use a specific string of words or contain essential key phrases in order to have any effect. Experimentation will show what is or is not acceptable.

In addition, Mask of the Sun allows multiple commands to be issued simultaneously, as long as they are separated by commas or periods. Or

you can use the words “and” or “then”. The only limitation is that they must fit within the 37-character text window. Each command is performed in the sequence issued.

The program includes a handy Save Game/Restore Game option. Whenever you reach what appears to be a critical point in the adventure—particularly when death seems likely—you may save the game on your own initialized disk. Play continues from that point. If you then die or desire to go back to see if you missed something, you just type Restore Game, insert your disk, and you have a second chance to do better (and a third chance, a fourth, a fifth...). Save and Restore take only a moment so don't be afraid to use them often.

The program incorporates some interesting use of timing loops. If you do not react appropriately within the

Circle 24 on Reader Service card.



NEW!! The Apple users group software library bonanza at truly affordable prices. For the first time enjoy your Apple to its fullest capacity using specially packed disks with over **60 outstanding programs each**. Not available from any other source!

• Applesoft • 3.3 DOS

PROGRAMS \$1-EACH

APPLEWARE INC. offers
An extensive variety of interesting, useful and entertaining programs indispensable to the serious computerist including:

Business •	Educational •	Graphics •
Games •	Music •	Science •
Utilities •	Data Base •	Finance •

Library disks 1, 2 & 3 are mixed categories and new disks 4 (Games), 5 (Utilities), 6 (Graphics) & 7 (Integer) at \$59.95 each. Why pay more?

Order direct from this ad and **Save up to \$136**. Buy disk library package 1, 2 & 3 and get a special bonus disk **FREE** — over **260** programs for \$179.95 + shipping. For best value, get all 8 disks for \$349, postage prepaid, for over **530** of our best programs at 65¢ each!
Call now toll free: 1-800-327-8664
Florida: 1-305-987-8665
6400 Hayes St.
Hollywood, FL 33024




Bet on a Winner!

Don't wait for Jimmy the Greek. Now you can make your own football predictions with **Football Forecaster**. It's as accurate as the wire service... only quicker.

- predict next week's winners and point spreads
- keep team stats up-to-date
- print league standings

You'll know next week's odds as soon as this week's results are in. Score big with **Football Forecaster**.

Requires: Apple*, Applesoft, One Disk Drive, 32K #0145AD \$24.95.



Yes! Send me ___ copies of **Football Forecaster** @ \$24.95. Please add \$2.50 postage & handling.

Check/MO AMEX VISA MC

Name _____

Address _____

City _____ State _____ Zip _____

Card# _____

Interbank# _____ Exp. Date _____

Signature _____

Order toll free! **1-800-258-5473** or send coupon to:
Instant Software
Instant Software
Rte. 101 & Elm Street
Peterborough, NH 03458

*Apple is a registered trademark of Apple Computer, Inc.

time allowed, death often results. Expect to repeat such sequences many times before success is obtained.

The adventure is not easily solved. After a month of diligent play, I'm still not quite finished. The difficulty lies not so much in the puzzles to be solved but in identifying and getting the items needed at later stages in your journey. It's very easy to miss a critical object, so you must Look at, Examine, and Search religiously. Do not fail to map your progress, especially within the ruins. Without a map it is easy to make the same fatal turns over and over or to become hopelessly lost.

Whether you are new to adventures or are an old hand, you'll get many hours of pleasure and excitement from this one (with a liberal dose of frustration thrown in for good measure). Mask of the Sun is sold by UltraSoft, Inc. and can be purchased from local dealers. Price is \$39.95. ■

Stephen Schwartz
Pittsburgh, PA

Cytron Masters

It's a shame there isn't an award for best game of the year. But as a reviewer that doesn't keep me from presenting a nominee. Cytron Masters is the most dynamic, exciting and challenging game that I have seen in a long time. It definitely deserves some sort of prize.

Unlike many of the currently popular games, it is not a Pac-Man copy, has no mazes, and doesn't require the destruction of cutesy aliens. Cytron Masters is a real strategy game for one or two players that is almost chess-like in execution.

In Cytron Masters wars involving human combatants have been eliminated. Disputes are resolved by trained Cytron Masters, warriors skilled in *symbolic* warfare. Each side appoints a master as its representative. Seated at computer terminals, the two Masters manage a number of Cytrons (cybernetic electronic devices) on a special battlefield. The

object is to destroy the opponent's command center. Once this has been accomplished, the dispute is resolved in favor of the victor.

The Cytrons

Cytrons are mobile robots with limited intelligence. Each type of Cytron has a prime function that it performs without direction from the Master. Each moves across the battlefield at a uniform pace and is capable of receiving supplementary directions from the Master.

A Mine Cytron is an explosive device that destroys any enemy Cytron on contact. It is the only type of Cytron capable of destroying an opponent's command center.

The Bunkers function as shields or protective covering for other Cytrons. They cannot damage an enemy Cytron since they have no weapons.

Shooter Cytrons are armed with laser cannons. Each shooter scans for enemy Cytrons within a three-space radius of its present location. If one or more is identified, the shooter automatically fires at the closest Cytron. The laser fire never damages friendly Cytrons, even if the shooter must fire through one of its own to reach the enemy target. Shooters have limited protective armor.

Commander Cytrons are used by the Master to relay orders to the field. Commands are limited to the direction of march. An order to a commander is relayed to all Cytrons within three spaces of the commander's position. Commanders are susceptible to enemy attack. Each Master may have up to three commanders on the field at one time.

Unlike the other Cytrons, Missile Cytrons participate from the air, not on the battlefield. Once launched,

Circle 311 on Reader Service card.



NEW IMPROVED
quick access to
personal or business
information with
dataKEYper

From personal records, to mailing labels, to business transactions **dataKEYper** is doing it all! You too can create, edit, sort and format reports with the versatile, easy to use, menu-driven ESP data management system . . . **dataKEYper**.

NEW features include:

- Automatic multiple record updating (global change).
- Transaction file processing.
- Purge and archive files created by **dataKEYper**

For more information
call or write
**ESP COMPUTER
RESOURCES INC.**
Dept. 5C

9 ASH STREET · HOLLIS, N.H. 03049
TEL. (603) 465-7264

Circle 16 on Reader Service card.

We Help Bring Your Family Together

6 Types of Charts and Sheets
Indices
User Fields
Notes, Footnotes and Sources
No Limits
Adapts to Your Hardware
Comprehensive
Easy to Use

And Much, Much More

Send for brochure and sample printouts.

Family Roots includes detailed manual and 2 full diskettes of programs for your Apple II* or IBM PC.**

Other genealogy software also available.

Price: \$185 plus \$3.50 Postage

Visa, Mastercard Accepted



*TM Apple Computer, Inc.
**TM International Business Machines

QUINSEPT, INC.

P.O. Box 216, Lexington, MA 02173
(617) 862-0404

-Friendly Service-

Business & Utilities

Accent Software	
Soft-Step	\$ 34
Accu-Shapes	\$ 34
Loop-Hole	\$ 17
The Graphic Solution	\$ 95

Applied Software	
Versaform	\$239

Artsci	
Magic Window II	\$ 95

Ashton-Tate	
dBase II (Req. Z-80)	\$419

Avant-Garde	
Hi-Res Secrets	\$ 79
Ultra Plot/Data Graph	\$ 62
Graphics Application System	\$ 49

Beagle Brothers	
Apple Mechanic	\$ 20
Tip Disk #1	\$ 15
Flex Text	\$ 20
Frame Up	\$ 20
Typefaces	\$ 15

Broderbund	
Payroll	\$249
Accounts Receivable	\$249
The Bank Street Writer	\$ 45

Continental Software	
The Home Accountant	\$ 48
1st Class Mail	\$ 48
CPA Module #1 — G/L	\$159
CPA Module #2 — A/R	\$159
CPA Module #3 — A/P	\$159
CPA Module #4 — Payroll	\$159
CPA Module #5 — Property Mgt	\$159
The Form Letter	\$ 20

Crane Software	
Menu Generator	\$ 27

Cybertronics	
Karel the Robot	\$159

Dakin 5	
The Depreciation Planner	\$249
The Budget Planner	\$ 95
The Business Bookkeeping System	\$249

Datamost	
R.E.I.P.	\$ 82
Write-On	\$ 82
Personal Ledger	\$ 82
The Market Technician	\$ 82
The Property Manager	\$189

Datasoft	
Micropainter	\$ 23
Datasm 85 2.0	\$ 59
Lisp Interpreter	\$ 79
The Basic Compiler	\$ 65

Data Transforms	
Graphtrix 1.3	\$ 49

Delta Software	
The Bookkeeper Master Program	\$ 59
The Bookkeeper Check Writer	\$ 27

Denver Software	
Pascal Tutor	\$ 82
Pascal Programmer	\$189
Financial Partner	\$159

DJR Associates	
FMS-80 (Req. Z-80)	\$545
FMS-81 (Req. Z-80)	\$235
FMS-82 (Req. Z-80)	\$235

Don't Ask Software	
S.A.M.	\$ 79

Eagle Software	
Money Decisions	\$129

Fox & Geller	
Quick Code (Req. Z-80)	\$189
Dutil (Req. Z-80)	\$ 62

Hayden Software	
Pie Writer/Multi 80-col.	\$ 95
Pie Writer/Standard	\$ 95

Hayes	
Microcomputer Products	
Hayes Terminal Program	\$ 65

Highlands Computer	
E-Z Ledger	\$ 39

Howard Software	
Creative Financing	\$129
Real Estate Analyzer II	\$119
Tax Preparer 1983	\$145

Business & Utilities

Insoft	
Transforth II	\$ 79
Aid System II	\$ 49
Graforth II	\$ 49

ISM	
Mathemagic	\$ 59
Graphmagic	\$ 59

IUS	
Datadex	\$ 99
Professional Easywriter	\$115
Tellstar Level I	\$ 27
Tellstar Level II	\$ 52
Forth Development System	\$ 89
Professional Easywriter	\$ 99
Original Easywriter	\$ 65
Original Easywriter	\$ 45
Easywriter/Mailer Combo	\$ 62
Pro. Easywriter/Mailer Combo	\$189
Orig. Easywriter/Mailer Combo	\$ 89

Kensington Microware	
Format II	\$159

Link Systems	
Datafax	\$119
Datalink	\$ 62
Link Index	\$ 90
Link Video	\$ 34
Link Disk	\$ 45

LJK Enterprises	
Letter Perfect with Mail Merge	\$ 95
Data Perfect	\$ 69
Edit 6502	\$ 69

Lotus	
Executive Briefing System	\$125

Micro Lab	
The Invoice Factory	\$129
The Asset Manager	\$129
The Tax Manager	\$ 95
Data Factory 5.0	\$189
Wall Streeter	\$189
Payroll Manager	\$189

Microsoft	
Tasc Compiler	\$119
Fortran-80 (Req. Z-80)	\$125
A.L.D.S. (Req. Z-80)	\$ 79
Basic Compiler (Req. Z-80)	\$249
Cobol-80 (Req. Z-80)	\$459
muLisp/muStar-80 (Req. Z-80)	\$125
M.Sort-80 (Req. Z-80)	\$125
muMath/muSimp-80 (Req. Z-80)	\$159
Time Manager	\$ 95
Multiplan (Apple Dos or Z-80)	\$175

Micro-Sparc	
Ampersoft	\$ 34
Directory Master	\$ 20



Education

Spanish for Traveler	\$39
Whole Brain Spelling	\$23
Solar System	\$27
Speed Read Plus	\$39
PSAT Word Attack Skills	\$34
S.A.T. Word Attack	\$34
Harcourt Brace S.A.T. Series	\$59
Color Me	\$20
Anatomy	\$27
U.S. Constitution Tour	\$20
Algebra I	\$34
Algebra II	\$20
Algebra III	\$27
The Linguist	\$ 27
Know Your Apple	\$ 23
E-Z Learner	\$ 24
Crossword Magic	\$ 34
Counting Bee	\$ 20
Compu-Math/Arith. Skills	\$ 34
Planetary Guide	\$ 23
Star Gazers Guide	\$ 22
Astro Quotes	\$ 17
Gertrude Secrets	\$49
Gertrude Puzzles	\$49
Rocky's Boots	\$49
Snooper Troop # & #2 Each	\$30
Juggles Rainbow	\$30
Bumble Games	\$39
Rhymes & Riddles	\$20
Story Maker	\$26
Face Maker	\$26
Delta Drawing	\$45
Compu-Read	\$23
Spelling Bee w/Reading Primer	\$27
Fractions	\$34
Decimals	\$34
Master Type	\$27
Type Attack	\$27
Wordrace	\$17
Dueling Digits	\$20
New Step by Step	\$59

Computer Outlet

Park Place — Upper Level
1095 E. Twain — (702) 796-0296
Las Vegas, Nevada 89109

Call Toll Free **800-634-6766** Order Line Only

Information Order Inquiries (702) 369-5523

We accept Major Credit Cards

Mon.-Fri. 8 A.M.-6 P.M.

Sat. 9 A.M.-5 P.M.

Dealer Inquiries Invited

Business & Utilities

Systems Plus	
Accounting Plus — G/L	\$239
Accounting Plus (GL, AP, AR)	\$499
Accounting Plus (GL, AP, AR, INV)	\$629

Muse	
Super Text 40/80	\$115
Super Text 40/56/70 (Hi-Res)	\$ 79

Novation	
Deaf Disk	\$ 23
Software Diskette	\$ 23

On-Line	
Screenwriter II	\$ 82
The Dictionary	\$ 65
Lisa 2.5	\$ 55
Lisa Educational System	\$ 75
The Artist	\$ 55
Screenwriter Professional	\$129
The General Manager II	\$149

PBL Corporation	
Personal Investor	\$ 95

Peachtree	
(All Peachtree products require a Z-80 card)	
Series 40 Acc't Packages	ea. \$239
Series 80 Acc't Packages	ea. \$239
Peachtext	\$289
Spelling Proofreader	\$179
Mailing List Manager	\$209

Penguin Software	
Complete Graphics System	\$ 49
Special Effects	\$ 27
Graphics Magician	\$ 39
Additional Fonts & Char. Sets	\$ 15
Complete Graphics System II	\$ 79
(Apple Tablet Version)	
Special Effects (Apple Tablet Version)	\$ 49

Select	
Selectword Processing Sys.	\$299

Sensible Software	
Sensible Speller	\$ 79
Image Printer	\$ 27
Super Disk Copy III	\$ 20
Multi Disk Catalog III	\$ 17
Disk Recovery	\$ 20
Quickloader	\$ 17
The Bug	\$ 34

Silicon Valley	
Word Handler II	\$129
List Handler	\$ 59
Dictionary	\$ 79

Stoneware Products	
D.B. Master	\$145
D.B. Master Utility Pak #1	\$ 65
D.B. Master Utility Pak #2	\$ 65
Graphics Processing Sys. (Standard)	\$ 49
Graphics Processing Sys. (Prof.)	\$119

Synergistic	
The Data Reporter	\$159
Integer Basic Compiler	\$ 95
Global Program Line Editor	\$ 45
The Inventory Manager	\$ 95

Software Publishing	
PFS: Report	\$ 85
PFS	\$ 85
PFS: Graph	\$ 85

Sorcim/ISA	
Supercalc (Req. Z-80)	\$179
Spellguard (Req. Z-80)	\$125

Southeastern Software	
Data Capture 4.0	\$ 47
Data Capture 4.0/80	\$ 59

Southwestern Data (New)	
Apple Doc	\$ 27
Ace	\$ 27
List Master	\$ 27
Speed Star	\$ 65
Correspondent	\$ 39
Z Term (Req. Z-80)	\$ 65
Z Term "The Professional" (Req. Z-80)	\$ 99
P Term "The Professional"	\$ 85
Ascii Express "The Professional"	\$ 85
Disk Library	\$ 34
Double Time Printer	\$ 65
Financial Management System II	\$ 45
Munch-a-Bug	\$ 34
Printerographer	\$ 34
Routine Machine	\$ 45

Visicorp	
Visicalc 3.3	\$165
Visiplot	\$139
Visitrend/Plot	\$199
Visidex	\$165

EVERYDAY LOW PRICES

Apple Hit List

Cyborg	\$22
Crisis Mountain	\$23
Cytron Masters	\$27
S.E.U.I.S.	\$27
Knight of Diamonds	\$23
Way Out	\$27
Zaxxon	\$27
S.A.G.A. Adventure	Ea. \$27
Serpentine	\$23
Choplifter	\$23
Frogger	\$23
Sea Fox	\$20
Temple of Apschai	\$27
Ultima	\$27
Zork I	\$27
Zork II	\$27
Zork III	\$27
Castle Wolfenstein	\$20
Wiz & Princess	\$22
Ulysses & The Golden Fleece	\$23
Wizardy	\$34
Tigers In The Snow	\$27
Sherwood Forest	\$23
Deadline	\$34
Bandits	\$23
Starcross	\$27
Aztec	\$27
Mask of the Sun	\$27
Pie Man	\$20
Miner 2049er	\$29
Wavy Navy	\$23
Ultima	\$39
Dark Crystal	\$27
Evolution	\$34
Millionaire	\$55
Hi Res Secret	\$79
Police Artist	\$23
Suspended	\$35
S.A.G.A.: Secret Mission	\$27

Pre-School/Educational

Sticky Bear Bag	\$30
Sticky Bear Numbers	\$30
Sticky Bear ABC	\$30
PLATO Whole Numbers	\$39
PLATO Decimals	\$39
PLATO Fractions	\$39
Alien Counter/Face Flash	\$24
Gulp & Arrow Graphics	\$24
Frenzy-Flip/Flop	\$24
Battling Bugs/Concentration	\$24
The Jan Game/Chaos	\$24
PDI Preschool IQ Builder	\$24
In Search of Amazing Things	\$27
Hey Diddle Diddle	\$20

**We Now Have
Apple IIe
&
Franklin
Computers
CALL NOW**

ORDERING INFORMATION AND TERMS:

For Fast Delivery send cashier checks, money orders or direct bank wire transfers. Personal and company checks allow 3 weeks to clear. C.O.D. orders (\$3.00 minimum) and 1% of all orders over \$300. School purchase orders welcomed. Prices reflect a cash discount only and are subject to change. Please enclose your phone number with any orders. Shipping — Software (\$2.50 minimum). Shipping — Hardware (please call). Foreign orders, APO & FPO orders — \$10 minimum and 15% of all orders over \$100. Nevada residents add 5 3/4% sales tax. All goods are new and include factory warranty. Due to our low prices, all sales are final. All returns must have a return authorization number. Call 702-369-5523 to obtain one before returning goods for replacement.

Peripherals

Softcard	\$229
Ramcard	\$ 69
Microsoft Premium Sys (Contains Softcard, Ramcard, Videx, Videoterm)	\$479
System Saver Fan	\$ 65
Flip & File Diskette Box	\$ 21
Enhancer II	\$ 99
Lower Case Adapter	\$ 25
Microtek Apple Parallel Interface	\$ 79
Apple Adapter (Wico Joystick)	\$ 17
Wico Joystick	\$ 23
Wico Redball	\$ 24
Wico Trackball	\$ 49
12 Ft. Ext. Cord	\$ 9

Microbuffer II 32K Parallel	\$199
Apple Dumpling GX	\$ 95
Buffered Dumpling 16K	\$155
Buffered Dumpling 32K	\$199
8088 Coprocessor Board	\$549
Versawriter Graphics Tablet	\$209
Videoterm 80 Column Board	\$229
Vista Vision 80 Column Board	\$189
Smarterm II 80 Column Board	\$149
EZ Port	\$ 19
Game Paddles	\$ 29
Joystick TG	\$ 39
Select-A-Port	\$ 39
Kraft Joystick	\$ 45
Kraft Paddles	\$ 34
The Joyport	\$ 34
TG Trak Ball	\$ 45

Hardware/Printers

Mannesman Tally 160	\$ 799
CITOH Prowriter	\$ 365
IDS 480 Printer	\$ 529
IDS Prism Printer	\$1,299
NEC 8023	\$ 439
NEC 3530 Printer	\$1,599
Qume Sprint II + Printer	\$1,359
Microline 82	\$ 419
Microline 83	\$ 679

Microline 84	\$1,029
Microline 93	\$ 949
Diablo 620R	\$ 949
Diablo 630R	\$1,729
Gemini 10	\$ 319
Gemini 15	\$ 479
CITOH Printmaster	\$1,599
CITOH Starwriter	\$1,349
Smith Corona TP-1	\$ 499

★★★ Specials of the Month ★★★

Elephant Disks s/s	\$ 20
Verbatim Disks s/d	\$ 24
Maxell Diskettes	\$ 30
Amdek Color I	\$299
Amdek Color II	\$659
Micromodem II	\$259
Micromodem II w/Terminal Pk.	\$299
Novation Apple Cat II Modem	\$329
Hayes Smart Modern 300	\$209
Hayes Smartmodem 1200	\$499
The Grappler +	\$119
Rana System 40 Track Drive	\$299
Rana System 80 Track Drive	\$659



Call Toll Free
800-634-6766
Order Line Only

Information & Order Inquiries (702) 369-5523

(702) 796-0296

1095 E. Twain
Park Place
Las Vegas, Nevada 89109

Top Sellers

Congo	\$23
Goldrush	\$23
Alien Lander	\$20
Retro-Ball	\$20
Space Adventure	\$20
International Grand Prix	\$20
Conglomerates Collide	\$27
Battlesight	\$27
Starship Commander	\$20
U-Boat Command	\$20
Escape From Arcturus	\$20
Atlantis	\$27
Odyssey	\$20
Epidemic	\$23
Galactic Adventure	\$39
Galactic Gladiator	\$27
The Cosmic Balance	\$27
The Battle of Shiloh	\$27
Guadacanal	\$39
Pursuit of the Graf Spree	\$39
The Shattered Alliance	\$39
Operation Apocalypse	\$39
Computer Bismarck	\$39
Napoleon's Campaign	\$39
"The Alien Game"	\$23
The Blade of Black Pool	\$27
Space Eggs	\$20
Phantom's Five	\$20
Pulsar II	\$20
Sneakers	\$20
Outpost	\$20
Mystery House	\$17
Mission: Asteroid	\$15
Acey Deucey	\$20
Zargs	\$23
Spider Raid	\$20
Juggler	\$20
Mummy's Curse	\$20
Kamikazee	\$23
Shuttle Intercepts	\$23
Lazer Silks	\$20
Zenith	\$23
High Orbit	\$20
Phaser Fire	\$20
Prisoner II	\$23
Rendezvous	\$27
Wordrace	\$17
Fathom's Forty	\$23
Solitaire & Cribbage	\$23
Mars Cars	\$20
Money Muncher	\$20
Crazy Mazey	\$20
Raster Blaster	\$20
Fly Wars	\$20
Cyclod	\$20
Kabul Spy	\$20
Zero Gravity	\$20
Copts and Robbers	\$23
Escape from Rungistan	\$20
Lemmings	\$20
Electric Duet	\$20
Tuesday Morning Quarterback	\$20
Hi-Res Computer Golf	\$20
David's Midnight Magic	\$23
Track Attack	\$20
Apple Panic	\$20
Bug Attack	\$20
Snack Attack	\$20
County Fair	\$20
Compu-Read	\$20
Empire I World Builders	\$22
Sargon II	\$23
Pool 1.5	\$23
Threshold	\$27
Mousekattack	\$23
Hi-Res Football	\$27
Time Zone	\$65
Hadron	\$23
Gorgon	\$27
Photar	\$20
Warp Factor	\$27
Computer Baseball	\$27
Ceiling Zero	\$20
The Queen of Phobos	\$23
Star Blazer	\$22
Cross Country Rallye	\$20
Swashbuckler	\$23
Tumble Bugs	\$20
Rear Guard	\$20
Dneiper River Line	\$20
Labyrinth	\$20

SIXTH FINGER™

The automatic repeat key for your Apple II*

\$9.95

Also introducing our new adjustable unit with on/off feature

\$12.95

»Adapts your Apple; all keys held down will repeat after the perfect delay.

»Great for program editing, word processing & VisiCalc.*

»Easy for anyone to install. Plugs onto the Apple's encoder board (all rev. 7 or later and late rev. 6 with encoder board). (30 day trial)

Regular unit **\$9.95**
Adjustable unit **12.95**
Add shipping **1.00**
Overseas shipping **3.00**

Cal. res. add 6% tax
To order or request free instruction sheet use order form or call (213) 675-4706

Visa Check or money order enclosed
 MasterCard Free instruction sheet
 Card # _____ Exp. _____
 Sign. _____
 Name _____
 Address _____
 City _____ St. _____ Zip _____
 Amount enclosed \$ _____ For _____

Ivers Specialties

Dept. IC-1
12841 Hawthorne Blvd.
Box 524
Hawthorne, Ca. 90250



Dealer Inquiries Invited

*Apple is a registered trademark of Apple Computer Co.

*VisiCalc is a registered trademark of VisiCorp.

Software Reviews

they may be directed by the Master to an appropriate target. All Cytrons—enemy and friendly—are destroyed within one space of the missile's detonation site.

Whenever a missile is fired, the opponent may fire an antiballistic missile; they pose no threat to Cytrons on the battlefield.

The Battle

The battle takes place in a large rectangular arena. Each Master positions his command center at one end. It is within this command center that all Cytrons are created and beamed to appropriate battle sites. All missiles and antiballistic missiles are launched from there as well.

Within the battlefield there are eight power centers—initially, four per side. The power centers provide the energy required to construct new Cytrons. As the game clock ticks, each Master is awarded an additional number of energy units according to the number of power centers controlled. They may be captured or recaptured by moving any Cytron through them. Control of the centers is obviously a critical part of the game.

All play is directed through the Master's game paddle or joystick. Creating a Cytron requires that a location, within the Master's half of the battlefield, be selected for the Cytron's placement. All Cytrons are beamed to their position on the field via a transporter beam. The construction of a Cytron expends a specific number of energy units from one (mines) to eight (missiles). Only antiballistic missiles may be created for free and only in response to an enemy missile attack.

All Cytrons are capable of receiving individual directions from the Master. These are limited to the direction of march or a command to self-destruct. The master may have up to 50 Cytrons on the battlefield at one time. Obviously, it is impossible to direct more than a few Cytrons at a time.

In solitaire mode the Apple always controls the left half of the field. You have the option of accepting a stand-



Extra Special!

**Multiplan
[CP/M or DOS]**

\$275.00 - \$192.19

\$1.00 credit for all phone orders over \$100.00

LIST PRICE \$29.95 • OUR PRICE \$22.16
Kindercomp Rhymes & Riddles
Hey Diddle Diddle Castle Wolfenstein

LIST PRICE \$34.95 • OUR PRICE \$25.86
Face Maker Story Machine
Frogger Knight of Diamonds
AE Picnic Paranoia
Slime Shamus

LIST PRICE \$39.95 • OUR PRICE \$29.56
Stickybear ABC's Legend of Llygamyn
Stickybear Numbers Miner 2049'er
Stickybear Bop Gorf
In Search Of... Micro Cookbook
Mask of the Sun Dark Crystal
Serpent's Star Type Attack

	LIST	OURS
Arcade Machine	59.95	44.36
Bag of Tricks	39.95	29.56
Delta Drawing	59.95	44.39
Double Take	34.95	25.86
General Manager	229.95	170.16
Graforth	75.00	55.49
Graphics Magician	59.95	44.36
G.P.L.E.	64.95	48.06
Home Accountant	74.95	55.46
Krell Logo	89.95	76.46
Lisa Ed. System	119.95	88.76
List Handler	89.95	66.56
Maxell Disks (10)	55.00	31.00
Micro Mother Goose	39.95	29.56
Microbe	44.95	33.26
Nibbles Away II	69.95	51.76
Pinball Construction Set	39.95	29.56
Police Artist	34.95	25.86
16K Ram Card (Microsoft)	99.95	77.96
Sensible Speller	125.00	92.49
Screenwriter Pro	199.95	147.96
Snooper Troops 1 or 2	44.95	33.26
Step by Step II	89.95	66.56
Suspended	49.95	36.96
System Saver Fan	89.95	76.46
TASC Compiler	175.00	129.49
Ultima II	59.95	44.36
Wizardry	49.95	36.96
Wiz Print	24.95	18.46
Word Handler	199.00	147.26
Zoom Grafix	49.95	36.96

SPECIALS

Choplifter	34.95	24.86
Zaxxon	39.95	28.56
FCM	99.95	68.96
Format II	150.00	107.96
Wildcard	139.95	111.19
Replay II	130.00	107.19
Bank Street Writer	69.95	49.96
Sensible Speller	125.00	90.49

C.O.D. • Money Orders • Certified Checks • Personal Checks Allow 2 Weeks • N.Y.S. Res. Add Sales Tax
U.S.—Orders Under \$150, Add \$2.00 P&H
All Canadian, U.S. Funds \$3.00 P&H
Foreign, Charges Only, Min. P&H \$6.00

• **SEND FOR FREE PRICE LIST #300** •

Source TCP637

BYTES & PIECES (516)751-2535

Box 525 Dept. J • E. Setauket, N.Y. 11733

ard battlefield setup or creating a special setup for each new game. This includes the placement of up to 15 Cytrons, the command center, the power centers on your side of the field and the initial marching orders for the Cytrons placed. If you like, these setups may be saved to a data disk for reuse at another time.

Play occurs at one of three levels: novice, master or grand master. Although not mentioned in the instruction booklet, play at the higher levels requires that you refuse the standard novice setup. At each level, the computer plays a progressively harder and more aggressive game. At the grand master level, the Apple is an exceptionally worthy opponent. Missiles are launched and detonated with accuracy and are almost impossible to defend against. In all cases, the battle ends when a mine successfully penetrates the command center. Points are then awarded to the victor according to his skill in the battle.

Special Options

Pressing any key during the course of the game suspends play. You may then press Q to quit or any other key to resume. Extensive additional instructions are provided on disk and may be reviewed at your option before each game. Because missile control is an important part of Cytron Masters, you are also offered a practice launch and detonate mode to familiarize yourself with their operation and control.

Evaluation

Other than occasional difficulty booting the disk, I have uncovered no defects in the game. Play is smooth and fast. The sound effects are appropriate, and they add excitement to the game.

Time to complete a game is seldom quick, but neither is it so long that you get bored or frustrated. Average time of completion is between 15 minutes and 1 hour, depending upon the selected skill level and your own acumen as a Master.

Cytron Masters definitely rewards practice. In the first few plays, don't be surprised if you are beaten sound-



ly—even at the novice level! As you begin to develop playing strategies though, you will be defeated by smaller and smaller margins.

Cytron Masters has all the elements of a game with staying power. If you're looking for a game that requires more than eye-hand coordination, I think you'll be pleased with this one. In two-player mode, it should generate some exciting tournaments.

Cytron Masters is distributed on disk for a 48K Apple with Applesoft. The retail price is \$39.95. It is published as part of the RapidFire line of Strategic Simulations, Inc., 465 Fairchild Drive, Suite 108, Mountain View, CA 94043. ■

Steven Schwartz
Pittsburgh, PA

Cyborg

It all started when I answered an innocent sounding ad by NASA II that offered a unique chance to help advance the human race. What they didn't bother to tell me was just exactly what a true Cyborg was: half human, half machine. You see, I now have a few added parts no other human has—including a second brain!

After I awoke from the operation and all was explained, I felt better. But no one else wanted to have anything to do with me, since I was no longer "human." Of course, my second "brain" was really nothing more than a sophisticated microcomputer. In fact, it, or rather we, became an integrated personality and learned to

Special Offer

Transtar
color
printer 315




- Parallel four hammer head
- Prints 7 colors plus 30 shades in one pass
- 50 cps **Special \$509.95** List \$599



Transtar 130 Daisy


- 18 cps • 10, 12, 15 CPI
- Diablo code compat.
- Auto load single sheet
- Proportional spacing
- Boldface, sub-superscript

Special \$995 List \$724⁹⁵



- Epson**
- RX80 \$399⁹⁵
 - MX80 F/T \$459⁹⁵
 - FX80 \$549⁹⁵
 - MX100 \$639⁹⁵

- Okidata**
- 82A \$409⁹⁵
 - 83A \$659⁹⁵
 - 84 \$994⁹⁵
 - 92 \$519⁹⁵
 - 93 \$859⁹⁵



- Star Micronics**
- Gemini 10 x \$349⁹⁵
 - Gemini 15 \$469⁹⁵
 - STX80 Thermal \$179⁹⁵

- C itoh**
- Prowriter 10" \$399⁹⁵
 - Prowriter 15" \$669⁹⁵
 - Banana \$229⁹⁵
 - F10 40cps \$1279⁹⁵
 - F10 55cps \$1579⁹⁵

- Graphic Boards**
- Grappler + \$135⁹⁵
 - PKASO \$135⁹⁵
 - Dumpling GX w 16K \$199⁹⁵
 - Dumpling GX w 32K \$229⁹⁵
 - Dumpling GX w 64K \$309⁹⁵

- Quadram Microfazers**
- 8K \$144⁹⁵
 - 16K \$164⁹⁵
 - 32K \$184⁹⁵
 - 64K \$219⁹⁵
 - 128K \$279⁹⁵
 - 256K \$619⁹⁵
 - 512K \$959⁹⁵

- Microsoft**
- Softcard Pr/Sys \$459⁹⁵
 - IIE Prem. 80 col, CP/M, 64K, 6mhz \$369⁹⁵
 - Softcard + \$429⁹⁵
 - Z80 Softcard \$234⁹⁵

- ALS**
- Z80 cpm 2.2 \$144⁹⁵
 - Z80 cpm 3.0, 6mhz, 64K, 80 col. \$309⁹⁵
 - Smarterm I \$259⁹⁵
 - Smarterm II \$144⁹⁵

- Amdex**
- 300 G 12" \$154⁹⁵
 - 300 A 12" \$169⁹⁵
 - Color1 LowRes \$299⁹⁵
 - Color 2 Hi Res \$499⁹⁵
 - Color3 Med Res \$399⁹⁵

- USI**
- PI 19"G \$129⁹⁵
 - PI 2 12"G \$149⁹⁵
 - PI 3 12"A \$159⁹⁵
 - PI 4 9"A \$149⁹⁵

- Rana**
- Elite 1 163 KB \$299⁹⁵
 - Elite 2 326 KB \$469⁹⁵
 - Elite 3 652 KB \$599⁹⁵

- Percom Data Systems**
- 5 mb Hard \$1195⁹⁵
 - 10 mb Hard \$1495⁹⁵
 - 15 mb Hard \$1795⁹⁵
 - 20 mb Hard \$2195⁹⁵


- DC Hayes**



- Smart 300 \$219⁹⁵
- Smart 1200 \$519⁹⁵
- Micromodem II \$279⁹⁵
- Micro II w/Term \$319⁹⁵

- Eastside Software**
- Wildcard \$109⁹⁵
 - Wildcard IIE \$114⁹⁵

Franklin



- ACE 1000 w color \$799⁹⁵
- ACE 1000 Pro \$1249⁹⁵
- ACE 1200 \$1599⁹⁵

We also carry Mountain, Vista, Videx, Corona, Corvus, Axlon, Micro SCI, Prometheus



BUSINESS COMPUTERS
OF PETERBOROUGH

12 School Street • Peterborough, NH 03458
(603)924-9406 Free Shipping

function together. Our first mission for NASA II was supposed to be an easy introduction to life as a Cyborg. I was later to become an ace troubleshooter for them, but something went wrong!

Thus is the introduction to the new, unique fantasy and adventure game from Sentient Software called Cyborg.

In Cyborg you start out not really knowing where you are or what you're doing there. You need to find food to keep your human half alive and must also find the right power sources for your nonhuman half. You do find that there has been an accident and your electronic partner has been damaged in transit and is not functioning at 100 percent.


Movement is accomplished by the conventional two-word commands. You can move in ten directions and perform all other normal adventure actions such as manipulating objects and acquiring any needed articles as you proceed through the game. The real difference with Cyborg is the ability to call on your "other" brain for assistance.

If you've never played an adventure game before, one of the first things you need to do is be sure and have lots of paper and pencils handy. You can't hope to solve the puzzles you confront or remember which way is which unless you make a map of the world you're in. I normally start mapping the adventure as soon as it starts. One thing you will quickly discover is that directions can be confusing.

There is, of course, the ever present snake to dispatch, and don't forget how to map a maze! If you get in trouble, type "help" or ask for an opinion; I suspect your electronic partner knows more than either of you realize.

Michael Berlyn, the game's author, has blended in the elements of a first-rate fantasy adventure with the novel use of a partner in this game. Be sure you read the information section before starting this one! The information is necessary and will keep you out of trouble.

Now for a few brickbats. The game's parser is very good, but it is slow. The play speed is a little faster than the Apple version of Adventure,



but much slower than the Microsoft Adventure. Of course, the parser is also much more limited than what players of the Zork series are accustomed to, but I didn't find this objectionable. The one really glaring defect in this game is the presence of several misspelled words! Unfortunately, this is not the first time I have seen words misspelled in games of this type. How about checking things a little closer before releasing them for sale!

The puzzle confronting the player in this game is quite good. I spent a lot of time going back and rereading place descriptions and discovered there are many subtle clues to look for as well as obvious ones. The ability to constantly save your current game as you progress is a very nice feature of the game. In fact, it's recommended that you save your current situation *before* attempting anything dangerous. This will save a lot of time since you won't have to start all over at the beginning if you manage to get yourself (selves?) killed. In fact, the game is very nice about resurrecting you. I think I managed to get myself wiped out at least three times in the first hour I played the game!

You get the standard 90 day limited warranty on the game, but there is no mention of replacement after 90 days or what costs might be involved. Since there is such a high disk access rate on this type of game, I would

hope the publisher has some sort of replacement policy available. The warranty is also only to the original purchaser, and a registration card is provided so you can notify Sentient of your purchase. Naturally the disk is copy protected, but I didn't notice any problems with the copy protection scheme and the functioning of the program. There have been occasions with some software where the copy protection method used can interfere with the normal functioning of a program.

All in all, this is a well programmed adventure and should provide many hours of entertainment. Sentient Software is located at 1280 Ute Ave., Aspen, CO 81611. Price is \$34.95. ■

Peter Callamaras
New Carlisle, OH

Editor's note: According to Sentient Software, a new version of Cyborg, version number 3.2, has full sentence and multiple sentence commands and runs at assembly-language speed. Misspelled words have been corrected and defective disks will be replaced for \$5.00 after the 90-day warranty period. The older version of Cyborg will be updated for \$6.00.

Boa

Micro Magic, a new software company, has slithered upon the scene with Boa, its initial entry into the Apple arcade fray. The object of Boa is to guide a giant pink boa constrictor through a series of mazes and recover the jewel stolen from your king.

Unfortunately, the mazes are populated by white mice whose duty is to prevent you from obtaining the jewel. They do this by biting off pieces of your tail. If the mice are too fast for you, you get eaten! If, on the other hand, you are quick and cunning, you may be able to eat the mice and move on to more complex mazes (with more mice) while getting closer to the jewel all the time.

The final screen of Boa pits you against roaming mice unencumbered by a maze. If you manage to eat all the mice and wrap your tail around

P/S Buffer Card

The ONLY BUFFER that let's your Apple II™ & Ile™

ALL AT THE SAME TIME

PRINT PARALLEL!
PRINT SERIAL!

ALL FOR \$125

PROCESS/COMPUTE/ENTER DATA!

EXPANDABLE TO 64K

No more waiting for your printer or other peripherals to finish with your Apple before you can use it again. Just plug the P/S Buffer Card into any slot and cable-connect to your parallel output card. After transferring your data to buffer (it takes only seconds), you'll be able to continue using your Apple in a normal fashion while printing parallel, or serial. . . or both parallel and serial — all at the same time.

In the dual printing mode, data to be printed parallel and serial are stored separately in the buffer memory. The memory is divided between them by intelligent firmware, proportional to the storage requirements of each. The memory is expandable to 64K maximum in increments of 16K with plug-in RAM modules available from your dealer.

P/S Buffer Card has both a parallel output port and an RS-232C standard serial Output port. When you need to change from parallel to serial, serial to parallel, or output both simultaneously, you don't have to physically change cards. The intelligent firmware lets you do it by either software command or (optional) hardware switch.

P/S Buffer Card interfaces with most popular parallel printer cards including Apple,™ Epson,™ Grappler,™ Graphitti,™ PRT-1,™ and Tymac.™ If you don't already have a parallel card, order the P/S Buffer "Stand-Alone" Card. It includes a built-in parallel interface. An optional graphitti plug-in ROM allows you to dump the Apple hi-res graphic screens with a few simple keyboard commands.

Many applications programs and operating systems such as CP/M™ and Apple Pascal™ require that the parallel interface be in a specific slot. So, leave it there. When you wish to print parallel, or serial, or both at the same time, just "tell" P/S Buffer Card what to do. It's that easy.

See your local dealer for details.

SUGGESTED RETAIL PRICES:


P/S 16K BUFFER CARD. For use with existing parallel interface card \$125.

Hardware "SWITCH" Option . . . \$25.

P/S 16K BUFFER "Stand-Alone" CARD with PARALLEL INTERFACE \$199.

SPECIAL! 16K P/S BUFFER "Stand-Alone" CARD with GRAPHITTI GRAPHICS and Cables \$249.

16K RAM MEMORY EXPANSION Plug-In MODULES (64K Total Maximum) Each . . . \$25.



Circle 383 on Reader Service card.



PROMETHEUS

PROMETHEUS PRODUCTS INCORPORATED

45277 Fremont Blvd. • Fremont, CA 94538 • (415) 490-2370

the jewel in the center of the screen, you receive more bonus points, get to see the surprise ending, and win the game.

If the mice pass through the piece of magic cheese in the center of the maze, they become unusually large, ugly rats. Like the mice, they may only attack Boa from behind. If Boa collides with a rat head-on, 50 points are awarded and an additional tail segment is appended onto his body. Mice are worth only 10 points. Both mice and rats give an amusing little squeak as they are swallowed.

Bonus points are granted if you clear a maze quickly. The amount of points is based on a timer in the upper right hand corner of the screen, starting at 500. Hopping around the mazes is a frog named Frizzard. If you can move Boa close to Frizzard without eating him, you are instantly transported to the next maze.

Doesn't sound too difficult so far, does it? Well, Micro Magic apparently didn't think so either; they added a few more obstacles. First, both mice and rats are able to change direction whenever they like. Not so with Boa. He is too long to back up: a wrong turn can sometimes be fatal. Second, the mice are faster than you are and they're extremely hard to catch. Third, Boa occasionally gets stuck in the mazes and is unable to move. If a mouse or rat is behind you, Boa continues to lose tail segments until he is able to wiggle free. Finally, Frizzard is often more of an obstacle than a help. If you fail to "kiss" him (which happens at least 90 percent of the time), you cannot continue moving until Frizzard does. When this happens, it's not unusual to find that a rat is nibbling at your backside.

As more mazes are completed, rats and mice are added in increasing numbers. At times there are so many that they get backed up. When this happens, it is simple to move Boa in and swallow many of them. In the tighter, twisting mazes, the rats also get stuck because of their size. This too makes them easy pickin's.

In the early mazes and when you have eliminated all but one to three of the mice/rats, speed increases. In general, you should stay away from

the twisting parts of the maze because they slow you down and allow the mice/rats to move in from behind. The easiest way to catch them is to pull a "change up" on them: establish a pattern that they will follow and suddenly pull out of the pattern, maneuvering Boa so he is closer to the mouse or rat than it is to you. When this happens, they tend to get confused and will often wander directly into your waiting jaws.

Since rats are the key to Boa's growth, it is often best to wait until the mice have undergone their transformation before eating them. If you fail to maintain a reasonable body length, you will be unable to circle the jewel in the final screen.

Boa may be played at any of nine difficulty levels; the higher the level, the more mazes you must clear before reaching the jewel. The game is configured for the keyboard, joystick, game paddle or the Atari joystick. A joystick is recommended.

The game is advertised as having a continuous musical background throughout the game. The sound effects may be successively toggled off by repeated presses of control-S. Features are also provided for pausing the play and for restarting the game prior to completion. The current high score is displayed on the title page.

There are several elements in Boa that could be improved. First, the continuous musical interlude could easily double as a new form of torture. Thankfully, however, it can be shut off. To get the full effect I encourage users to play at least one complete game with the music on. After my first game Janet, my wife, threatened me with divorce or dismemberment of the Apple if I ever left the music on again!

Second, it would be nice if there was some indication that shows progress towards the jewel screen. As it is, I can only tell you that many mazes must be cleared. In the upper difficulty levels, I counted over 30 completed mazes before the rats finally got me! Similarly, recording the difficulty level along with the current high score would be a plus. The difficulty level is important because it determines possible score. Comple-

tion of level 1 netted me under 10,000 points. However, losing at level 9 typically ended with about 18,000 points. By the way, if you'd like a score to shoot for, I finally completed level 9 with over 43,000 points!

Boa is a game that grows on you. Initially, I wasn't overly impressed; but after a few days of play it got to me. I found myself pushing for higher scores and becoming noticeably upset when eaten prematurely. For emotional reaction, I give it an A.

Micro Magic seems to have done the impossible. They've taken two particularly odious and real creatures (rats and snakes) and created an interesting, entertaining game. Boa requires an Apple II Plus and either version of DOS. It may be obtained from Micro Magic, Suite C, 908 Memorial Parkway, N.W., Huntsville, AL 35801. ■

Steven Schwartz
Pittsburgh, PA

Flight Planners


There is an excitement to the planning process the first few times a pilot plans a cross-country flight. He must draw lines on the sectional charts, measure distances and identify check points. But then, after the newness has worn off, the pilot longs for an easier way to do the flight planning.

The microcomputer is the answer and two programs are available for the Apple computer. I have been using them for flight planning for over a year and they have given me excellent results. The program developers have been helpful in phone conversations when I had questions and seem truly interested in backing their products and making them useful in the real world of flight.

Flight Planner

Flight Planner, written in Applesoft, requires 48K of memory and a disk drive. It produces a flight route for the shortest distance between the departure point and the destination with signal reception from the VORs (a very high-frequency omnidirec-

Epson, OKI, IDS, NEC, Diablo, Qume



ACOUSTIC ENCLOSURES

- Reduces Noise Up to 90%
- Heavy Duty Acrylic Cover
- Bottom Feed Capability
- Woodgrain Finish



Micro Printercenter™
Dealer & Ordering Info
800-343-4311
 Master Charge and Visa Accepted
 Shipping & Handling Charges Additional

CAB-TEK, Inc.
 Riverside St. Nashua, NH 03062
 CIVILIZING COMPUTERS

MPC I \$99 (MX 80) MPC II \$129 (OKI82)
 MPC III \$179 (83A, MX100) MCP IV \$199 (Daisy Printer)
 Power Control & Ventilation \$80
 Paper Rack \$30 Bottom Feed Brackets \$30
 MPC I SHOWN

PROFIT FROM THE PAST

Can you predict your company's next growth period? With **Business Cycle Analysis** you can. Plan ahead with confidence. Let your computer:

- record monthly data (productivity, net profit, operating expenses... whatever you like);
- calculate 12-month moving averages and pressure points at the touch of a button;
- create easy-to-read plots of raw data, averages, or pressure curves *in just seconds.*

Why risk your investment. Come out a winner with **Business Cycle Analysis**. Ideal for managers, sales & marketing analysts, investors, students, and small businesses. Apple II + *, 48K, Applesoft, disk, 0406AD, \$59.95

*Apple is a registered trademark of Apple Computer Inc.



Yes!... Send me _____ copies of **Business Cycle Analysis** #0406AD@ \$59.95. Please add \$2.50 postage & handling.

VISA MC AE Check/MO

name _____
 address _____
 city _____ state _____ zip _____
 card# _____ exp. date _____
 signature _____

Instant Software CALL 1-800-258-5473 to order **338B5A**
 Instant Software • Rt. 101 & Elm St. • Peterborough NH 03458

NOW for the Apple IIe

YOUR KEYS TO...


POWER

... on the Apple II



Word processing at its finest. Powerful and versatile, yet easy to use and natural. Designed for the business and professional

environment (or for anyone who wants the best). Simple control commands. Typewriter-style shift and lock. Glossary. Form letters and mailing lists. Menus for disk access and printing. DOS 3.3 compatible text files. 40 or 80 column display. Modifiable drivers for most interface cards and printers. \$210.



Communications add-on for ZARDAX. Turns ZARDAX into a communicating word processor, to send and

receive text files. Talk to other Apples, mainframes, information services, typesetters. Includes terminal mode. 300 or 1,200 baud. Works with serial, modem, and popular 80 column cards used by ZARDAX. Log-on files and X-on X-off supported. \$80.



"Apple Interactive Data Analysis." **Statistical analysis** package for production research work with large survey data


files. Full range of analysis — from descriptive statistics to multiple regression. Complete data manipulation, transformation and case selection. Fast and accurate calculations. Up to 4,000 cases and 255 variables per file. \$235.

Just push our button...

Action-Research Northwest
 11442 Marine View Drive, SW.
 Seattle, WA 98146
 (206) 241-1645 Source: CL2542



Apple II is a trademark of Apple Computer, Inc. ZARDAX is a trademark of Computer Solutions, Pty., Australia. **Dealer inquiries invited.**



tional range radio aid to navigation). The route is planned as direct legs between VOR stations. An input altitude determines which VORs are used. Two routings are calculated—one to the left and the other to the right. Bends in the airway and restricted areas are not considered. There is also an RNAV (area navigation) option that generates the required RNAV information.

Let's go through the routine of using the Flight Planner. The first direction is to enter the approximate height above the terrain—such as 5000. Then you are prompted to enter the point of departure (the three-character airport designator) and the two letter postal abbreviation for the state. Repeat the procedure for the destination. You are asked if the entries are correct before the computer searches for those airports. If one or both are not in the encoded information, the computer will ask if you want to enter the location in latitude, longitude and magnetic variation. As many as 50 additional airports may be stored on the disk so you can enter airports that are not recorded in the airport's file of the disk.

You are asked if you want to designate the first and/or last VORs to take advantage of the preferred routes. The computer then reviews the navigational data and displays a list of states that border the flight route to help in selecting the approach plate books that you might need if you should abort.

The computer then displays the two routes that contain the VOR designator, the frequency and the distance point-to-point. You are asked if you want to compute a flight plan. If you answer yes, you will be asked to select one of the two routes and provide the wind direction, the wind velocity and the true airspeed (in nautical miles). A flight plan is computed that can be printed out. For example, you could choose to fly from Stillwater, OK, to San Antonio, TX, with the landing to be made at Stinson airport (SSF). You would then be asked if you want to plan the return flight and if you want the

RNAV routing. An RNAV printout for the same flight would then be generated.

The printed copy is very useful in the cockpit to prepare several alternate routes and/or plan for a range of wind conditions. The pilot still must consult the current navigational charts as advised on the printout. An update service is available for a modest price. You can obtain this program from Jerry Kennedy, PO Box 358, Newton, IL 62448 for \$59.95.

Ranchele Micro Flight Plan

The second program is the Ranchele Micro Flight Plan, distributed by AOPA, Product Sales and Service Division, 421 Aviation Way, Frederick, MD 21701 for \$119.95. The program requires an Apple II with 48K, two disk drives and a printer for a hard copy.

This program is custom-made for your particular aircraft because of the use of weight and balance information, performance, the fuel capacity and the pilot's operating techniques (power settings, etc.). This data is provided by the pilot on a form then entered on a custom-made disk prepared by Ranchele (two copyable disks are provided with an example of a route and a test run). Update service is available at a modest price. The information requested, after the program is booted, includes: the departure and destination airports, the percentage power setting to be used, the desired altitude, the forecasted winds aloft for three altitudes (either individual stations or a global entry may be used), whether the flight will be VFR or IFR (and if an alternate is required), the proposed departure time (standard or daylight), the time zone of the destination, fuel on board, the number

of people on board, their weights and seat locations, and how much baggage and its locations. The appropriate weight and balance calculations are done. Many pilots neglect this routine, but this program makes it so easy that using weight and balance calculations should increase.

The data for the route of flight must be entered onto a route disk. This includes entering the following data for each route segment: start-end points, route, heading, MEA (minimum enroute altitude), distance, station identifier and frequency, and wind station. This data (except for the wind stations) can be obtained from the appropriate Enroute Low Altitude chart. The Kennedy Flight Planner program can identify the shortest route and the VOR stations involved. Then the appropriate information can be obtained from the charts and entered in the Ranchele program.

Output of the Ranchele program for the same Stillwater-Stinson flight would include a flight log that is much more complete, with distances and times to go, estimated leg ground speed and MEA (minimum enroute altitude) indicated. The program calculates the fuel burn and efficiency at three altitudes (if the appropriate wind data has been entered). This allows selection of the most efficient way to fly. The other output generated is the FAA flight plan information, which allows easy filing of the flight plan.

These two programs complement each other and yield hard copies that can be used in the cockpit. They do not, however, claim to comply with the FAA required flight planning procedures, but they do make the task of flight planning much easier for the pilot. ■

Franklin Leach
Stillwater, OK

The Human Fly

Your goal in the Human Fly is to climb to the top of the building

CUSTOMIZE YOUR APPLE*

Tailor your Apple DOS 3.3 to your needs with **DOS Customizer**. This powerful utility upgrades your Apple while making it easier to use. Now you can alter DOS commands, load programs four times faster, and change error messages.

Redesign your disk catalog to use five columns. Add headers to show you the number of sectors available or the disk volume number. Add footers that'll give the total number of files and sectors in use. You can even add messages.

Control the Maxfiles default, the automatic reload of your language card, the BASIC DOS command prefix, and your greeting program.

Make your Apple uniquely yours with **DOS Customer**.

Apple II+, Applesoft, 48K, DOS 3.3, Two Disk Drives, 0440AD, \$24.95.

*Apple is a registered trademark of Apple Computer Inc.



Yes!...Send me _____ copies of DOS Customizer.

#0440AD@\$24.95. Please add \$2.50 postage & handling.

VISA MC AE Check/MO

name _____

address _____

city _____ state _____ zip _____

card# _____ exp. date _____

signature _____

338B5C

Instant Software CALL 1-800-258-5473 to order

Instant Software • Rt. 101 & Elm St. • Peterborough, NH 03458

MOVING?

Let us know 8 weeks in advance so that you won't miss a single issue of inCider. Attach old label where indicated and print new address in space provided. Also include your mailing label whenever you write concerning your subscription. It helps us serve you promptly. Write to:



Subscription Department
PO Box 911
Farmingdale, NY 11737

Extend my subscription one additional year for only \$24.97

Payment enclosed Bill Me

Canada and Mexico \$27.97 one year only US Funds. Foreign Surface \$44.97 one year only US funds, drawn on US banks.

If you have no label handy, print OLD address here.

Name _____

Address _____

City _____ State _____ Zip _____

print new address here:

Name _____

Address _____

City _____ State _____ Zip _____

inCider Subscription Dept. • PO Box 911 • Farmingdale, NY 11737

AFFIX LABEL

What's eating your Apple®?

Find out with Apple-Cillin II™

If you use your Apple for your business or profession, you probably rely on it to save you time and money. You can't afford to guess whether it is working properly or not. Now you don't have to guess. Now you can find out with Apple-Cillin II.

Apple-Cillin II is the comprehensive diagnostic system developed by XPS to check the performance of your Apple II computer system. Apple-Cillin II contains 21 menu driven utilities including tests for RAM memory, ROM memory, Language Cards, Memory Cards, DISK system, Drive Speed, Keyboard, Printer, CPU, Peripherals, Tape Ports, Monitors and more. These tests will thoroughly test the operation of your Apple, and either identify a specific problem area or give your system a clean bill of health. You can even log the test results to your printer for a permanent record.

Apple-Cillin II works with any 48K Apple system equipped with one or more disk drives.

To order Apple-Cillin II - and to receive information about our other products - Call XPS Toll-Free: 1-800-233-7512. In Pennsylvania: 1-717-243-5373.

Apple-Cillin II: \$49.95. PA residents add 6% State Sales Tax.



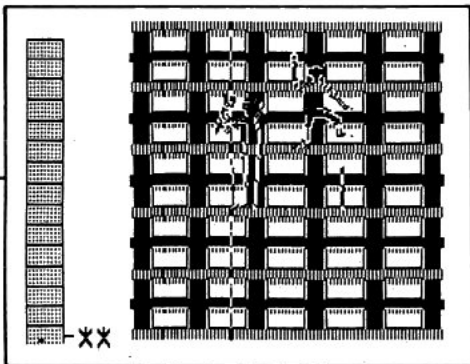
XPS, Inc.

323 York Road
Carlisle, PA 17013

800-233-7512

717-243-5373

Apple is a registered trademark of Apple Computer Inc.



while avoiding birds that drop nasties, windows that close, a falling flower pot or two, an occasional earthquake, rising balloons, and what appears to be a window washer. All of the above can knock you from your precarious position if you're not careful.

Once you're above the twentieth floor, you have three chances for a mistake. A mistake will send you plummeting to the street where you will wind up a red, gory mess. Movement is controlled with the W, I, A and L keys and with the space bar. The W, I, S and J keys would have been more comfortable. I never did

master the movement keys. You wind up with tendonitis after playing this game for an hour.

The animated figures in this game are not impressive. The climbing gorilla outline was too fast and jerky. The climber is a ghostlike figure that moves with difficulty.

On the other hand, a nice touch is the building's representation on the left side of the screen. Another cute touch is the score at the end of the game. You are given a rating depending on the level you reached. This would have been nice if it could have been saved to disk.

All in all, the game shows a lot of promise, but fails in the final analysis. The animation lacks substance and detail. If it wasn't for that, I'd recommend the game at \$29.95 by Computer Programs Unlimited. ■

George M. Engel
Seymour, CT

Simple*DOS

Simple*DOS is not an addition to or a modification of the DOS commands, as you might expect. Nor is it a ready-to-use data base manager. It is a package that allows you to write simple programs in Basic—programs that can perform sophisticated file handling.

The Simple*DOS disk contains programs that define the structure of data files, enter or edit data in files, and create subroutines to access the files. You must write the programs (in Basic) that use these subroutines. There are also some programs to do other useful things, such as list and sort.

In general, Simple*DOS creates "systems" of up to three "files" and several user-written programs. A system may be totally on one disk, or the programs may be on one disk and the

Circle 79 on Reader Service card.

NEW OPTION SOFTWARE

ASOC will improve the profit potential of both option buyers and writers. With simplified data entry on multiple options you wish to analyze and compare, the Automatic Summarized Option Comparator processes results for easier reading and retrieval.

For speculators and market professionals who use Apple computers. Utilizes a dividend-corrected Black-Scholes model and an elective Expectation model developed by experienced option traders. Summarized output includes fair price, percentage under/over priced, expectation, hedge ratio, probabilities of various stock price movements and much more. Extremely usable and practical. Requires DOS 3.3 and 48K. Free descriptive brochure upon request.

Send \$80.00 for program, back-up disk, volatility up-date file disk and manual.

**Mehrtens Financial
Data Systems**
P.O. Box 45
Ardsley, New York 10502
(914) 693-8546

Circle 376 on Reader Service card.

Settle Your Bowling Scores "BOWL-KEEPER"

Introductory Offer
\$24.95

- Stores, Calculates and Prints
 - Individual games
 - Weekly series
 - Weekly average
 - Total pins
 - Cumulative average
 - Handicap (optional)
 - High series
 - High game
- Menu Driven
- League or Individual
- Applesoft Basic
- Unprotected
- Apple II+, Single Disk

_____ Copies Bowlkeeper @ \$24.95 ea.

_____ Total

_____ 5% Sales Tax (FL residents only)

\$2.00 Postage & Handling

_____ Total Order

Name _____

Address _____

City _____ State _____ Zip _____

Send Check or Money Order

To

SOFTWARE UNLIMITED

P.O. Box 6361

Clearwater, FL 33518

(C.O.D. Orders ONLY 813/797-5119)

Circle 312 on Reader Service card.

SOLID OAK SECURITY FOR YOUR COMPUTER



Tebbs Techniques Fine Furniture

combines the functional beauty and hardwood security of solid oak office furniture for your computer equipment. Spacious interior room for desk top computer, terminal, CRT, printer and disc drive. Rolltop desks \$499.99 and flat-top desks \$209.99 plus shipping.

Tebbs Techniques Fine Furniture

P.O. BOX 817 • PLEASANT HILL, OR 97455
Phone orders: 1-503-747-1448

Prices Subject To Change

Plug in your best peripheral.



Disk drives. Modems. Printers. Software. Only one source keeps you up-to-date with every innovation for microcomputers. That source is *Microcomputing*: the multi-system journal for the technical computerist.

Microcomputing's columns and articles are informative, easy-to-understand, and practical. Learn how new developments affect you. Discover the ins-and-outs of Winchester disk drives. And consider unique applications in banking, medicine, education, and business. With every issue you also get:

- extensive software listings and conversions
- advanced programming techniques for added capabilities
- powerful utilities to upgrade your system
- easy-to-do hardware modifications
- software, hardware, and book reviews that'll save you money
- new product announcements
- buyer's guides to help you get the best deal
- and publisher Wayne Green's bold editorials.

And there's more. Monthly columns cover other exciting topics in-depth. Here are just a few:

"Overview"—reveals industry trends, highlights new technologies, and examines the market impact of various products.

"Intelligent Toaster"—learn to build computer-controlled devices that speak, listen, and manipulate their own environment.

Get all this and more every month. A subscription to *Microcomputing* is only \$24.97 per year, and it's risk-free. If you aren't completely satisfied with your first issue, simply write "cancel" on the invoice and return it to us. You will owe us nothing, but please keep the first issue as our gift.



Subscribe today. Send in the coupon or attached card to: *Microcomputing*, PO Box 997, Farmingdale NY 11737. Or call us toll free:

1-800-258-5473

for even faster delivery. And if you include payment or charge it on your Mastercard, Visa, or American Express, you'll get a 13th issue FREE!

Microcomputing magazine. Plug it in today.

YES! I want to plug into *Microcomputing*. Send me twelve issues for \$24.97. I understand that with payment enclosed or credit card order I will receive a free issue making a total of 13 issues for \$24.97.

Check enclosed MC Visa AE Bill me

Card# _____

Exp. date _____

Signature _____

Name _____

Address _____

City _____ State _____ Zip _____

Canada & Mexico \$27.97, 1 year only, U.S. Funds.
Foreign surface \$44.97, 1 year only, U.S. Funds drawn on U.S. bank.
Please allow 6-8 weeks for delivery.

MICROCOMPUTING®

PO Box 997, Farmingdale NY 11737

338F5

files on another. I could not evaluate whether or not the three-file limit is a serious restriction.

The routines that Simple*DOS creates can be generated to access any file using one of three methods: sequential, random (by record number), or direct (by searching for a record in which the key field matches a value).

A record is defined as a collection of fields. Each field has a type: numeric, string, date or single character. The type will be checked at the time of data entry. A record may contain up to 80 fields.

A 32-page manual, which is the same size as a disk for convenient storage, contains a detailed tutorial example. No previous knowledge is needed, but an understanding of Apple EXEC files is useful. The tutorial is clearly written. The few confusing places can easily be deciphered if you

are actually entering the data as the tutorial suggests.

The manual is not as well written for use as a reference. There is no index, and some terms are missing from a set of otherwise comprehensive definitions.

The change record procedure is not described in the book. It can be figured out if you do everything right, but the meaning of error responses is not always clear, and recovery requires starting over at the beginning. Also, this procedure waits for all the inputs before telling you that the first entry was unacceptable.

The manual assumes that you know how to describe database ideas to a computer and it describes only briefly the benefits of planning. Considering that you must start over from the beginning every time you make an error, planning may be even more important with Simple*DOS

than it is normally. The Simple*DOS tutorial violates its own principle of planning by leading you through the system with no hint of where you are headed.

The producer of Simple*DOS, Softstalker, offers backup disks for 50 percent of the retail price, a high price to pay for a copy. However, the Simple*DOS disk is write protected, which may minimize the need for a backup. It is not clear if the usual copyright notice can be inferred to extend to systems created by Simple*DOS, or if it applies only to the disk provided and the manual.

One limitation of the system is, while user programs may alter the content of the records in a file, only the Simple*DOS program may be used to add records to a file. This can be overcome by inserting a sufficient number of records with blank or dummy data. But this data entry re-

WHEN YOU'RE BAN

Circle 170 on Reader Service card.



quires that you type in something for each field of each record.

Another limitation is the need for two disk drives to delete a record from a file. Records could be written with blank or dummy information and still appear in a listing of the file.

The change and add record program will not win an award for user-friendliness. It asks you for the content of each field, and then at the end asks if you wish to change anything. If you reply yes, it goes back to the beginning and lets you re-enter the complete record. An editor that allows individual fields to be selected and changed would be a useful addition to this package. Also, the program asks after each record if you want to add or change. This is an unnecessary step when adding many records.

An unfriendly feature that surfaces in several places throughout the

package is a lack of reasonable default assumption or entry. For example, in creating a program, if three files are not used, you have to enter NA in four places for each unused file. The program could assume that if the file name is not applicable, the parameters of the file are also not applicable. As a minimum, a return with no type-in should infer NA rather than being flagged as an invalid entry (after you have finished all the entries, not immediately, of course).

In several places Simple*DOS wastes time and effort by asking questions to which the answer can be inferred from what occurred immediately before. And it tends to confuse by asking questions that require alternate yes and no answers to get to the point where meaningful data is entered. Some of these questions are phrased so that the answer is not ob-

vious. For example, when asked if you want to bypass instructions, you must answer no to get instructions and yes to skip them. In another case where you must answer yes, there are no more files. Also, if you do want to read the instructions, be prepared to read quickly. The program has predetermined how long you may look at each page.

The subroutines generated by Simple*DOS have features to identify the name and structure of files and programs so that the program can access the correct file. The Simple*DOS system programs, however, do not make good use of that feature. They frequently ask you to insert a disk volume that is currently in the drive without first reading the ID information to check which disk is present.

I have created files for an inventory control system. As long as the list of stock items remains fixed, the sys-

ANAS ABOUT APPLE:

			
			<p>You'll go crazy over the new Apple Gift Catalog. Stuffed with 148 varieties of Apple. The catalog is free. So call us toll-free.</p>  <p>(800) 227-6703. In CA (800) 632-7979. Or write Apple Gift Catalog, 20525 Mariani Avenue, Dept. G.C., Cupertino, CA 95014 © 1983 Apple Computer Inc.</p>

tem works properly. If I want to add a new item, however, I must use the inconvenient Simple*DOS programs.

After I do something to one file, Simple*DOS asks me if I want to work on another file in the same system. If I answer yes, it directs me to enter the system and file names. With only three files per system allowed, and information on the disk, it would

be easy to display a menu of the file names defined to make the needed input more efficient.

A facility for defining blank records to be filled in by user programs or for copying data from user generated files would simplify system creation.

The program frequently asks which disk is in drive 1, slot 6. It could just

as well read that itself and ask only if the required disk (or file) were not present. Files are assigned to a slot and drive for user program, but for Simple*DOS programs, the file being worked on must be moved to drive 1, slot 6.

I got one subscript error in the REORGANIZE A FILE routine, possibly because I was trying to fix an error in defining a file that had no records yet. The system does not appear to have any way of correcting a definition short of deleting the file definition and re-entering it.

I liked the idea of creating data base programs in Basic that will do exactly what I want them to do. But this package, while providing a number of useful features and concepts, has implemented them in ways that are unnecessarily difficult to use. Also, some features, such as a way to generate a file with many blank records, are missing from the package. This may prevent you from creating data entry programs with input verification and operator assistance specific to the data being entered. Simple*DOS verifies only that numeric data is entered in a numeric field. It cannot check if a number is in a certain range or has a relationship to another number.

The creation of files using data extracted from files not created by this system, and possibly from files from different systems created by Simple*DOS, may not be possible.

A more comprehensive treatment of file design would be useful to an uninitiated programmer, but this could evolve into a large book of several hundred pages. Those who know enough to design good file structures using this system may also know enough to design their own subroutines. The indexed sequential structure and direct access by key value are features that someone writing a program might desire, but probably would not take the time to implement.

Simple*DOS is produced by Softstalker, Box 689, Steamboat Springs, CO 80477 and is priced at \$49.95. ■

Hub Seward
Milford, NH

Circle 91 on Reader Service card.



**NO POWER SPIKES
WITH SUPER FAN II.**

Super Fan II's Zener Ray™ Transient Voltage Suppressor and Power Filter squelches spikes up to 6000 amps — even those caused by lightning — while responding up to 100 times faster than Apple II's

built-in suppressor.

In addition, Super Fan II cools your Apple, removing heat buildup at a remarkable 17 cubic feet of air per minute. Yet it's the quietest fan of its kind on the market.

Super Fan II also positions a lighted on/off computer switch and two accessory plugs at your fingertips. It's warranted for two years and simply clips to your Apple II, IIe or monitor stand.

See your R.H. Electronics dealer today about Super Fan II*, or contact us at 566 Irelan Street, Buellton, CA 93427, (805) 688-2047.



RHELECTRONICS, INC.

Super Fan II, in black or tan, \$109.
Without Zener Ray, \$74.95.
Additional air flow seals, \$5.
Available in 240V/50 Hz

Dealer/OEM inquiries invited.
*U.S. Patent #D268283
#4383286

France, call B.I.P. 1-255-4463
Australia, call Imagineering (02)212-1411

FOR APPLE COMPUTER USERS

FD-35 DISK DRIVE

- ★ Direct Replacement for Apple Disk II
- ★ Compatible with Apple Controller or other Apple compatible controllers
- ★ Specially designed electronics with **low power consumption**
- ★ DOS 3.3 and 3.2 compatible
- ★ Owner's Manual and Warranty Card included

NOW
WITH ONE YEAR WARRANTY \$229⁹⁵
CONTROLLER CARD \$89.95

VIEWMAX-80

A Full Function

80 Column Card for Apple II*

- ★ Soft Video Switch
- ★ Shift Key Support

2 YEAR WARRANTY

NOW ONLY \$189⁹⁵

5 1/4" DISKETTES VERBATIM DATALIFE

SS/DD SOFT SECTOR 29.95

SS/DD 10 SECTOR HEAD 29.95

NASHUA

SS/DD SOFT SECTOR
 WITH HUB RING **\$19⁹⁵**

Ask about our full
 line of Nashua diskettes **BEST BUY**

THOUSANDS SOLD JDR 16K RAMCARD

- ★ Expand your 48K Apple to 64K
- ★ Fully compatible with Apple Language System — Use in place of Apple Language card
- ★ Provides extra memory for Visicalc™
- ★ Run PASCAL, FORTRAN, Integer Basic with appropriate software
- ★ Highest quality card features: gold edge connector, sockets for all IC's

WITH 2 YEAR WARRANTY

ASSEMBLED & TESTED
 WITH WARRANTY **\$44⁹⁵**

KIT — INCLUDES ALL
 PARTS & INSTRUCTIONS **\$40⁹⁵**

BARE PC CARD
 WITH INSTRUCTIONS **\$14⁹⁵**

APPLE COMPATIBLE POWER SUPPLY \$99.95

- ★ Compact Switching Design
- ★ All Outputs regulated
- ★ Short Circuit and Overload Protection
- ★ Complete with Apple-type plug-in power cord
- ★ Apple Compatible — Yet higher output allows more disk drives and cards without overheating
- ★ +5V @ 5A, +12V @ 3A, -5V @ .5A, -12V @ .5A
- ★ Shielded enclosure: 10 3/4" x 3 1/2" x 2 1/8"

NEW IMPROVED JDR COOLING FAN

- ★ Easy modification — no modification of Apple required
- ★ Eliminates overheating problems
- ★ Switch on front controls fan, Apple, and extra outlet
- ★ Rotron whisper fan is the quietest, most reliable on the market

**NOW WITH SURGE
 SUPPRESSION**
\$69.95

WITHOUT SURGE
 SUPPRESSION \$59.95

MONITORS MONOCHROME

NEC JB1201M - 20 MHZ GREEN **\$169**

ZENITH ZUM-121 - 15 MHZ GREEN **\$99**

TAXAN 18 MHZ AMBER **\$139**

COLOR

AMDEK COLOR I - COMPOSITE **\$335**
 NO C.O.D. ORDERS PLEASE

ORDER TOLL FREE
800-538-5000
800-662-6279
 (CALIFORNIA RESIDENTS)

ACCESSORIES FOR APPLE II & IIE

ALL WITH 1 YEAR WARRANTY BY  **PERISOFT**

PRINTERLINK

CENTRONICS
 PARALLEL INTERFACE

- ★ Simple to use — No configuring required
- ★ Use with any centronics printer — EPSON, OKIDATA, etc.
- ★ Includes Cable & Manual

\$59⁰⁰

MESSENGER

SERIAL
 INTERFACE

- ★ Connects to any RS-232 serial device
- ★ 8 switch selectable drivers for printers, terminals and modems
- ★ Includes Cable & Manual

\$99⁰⁰

TIMELINK

REAL TIME
 CLOCK

- ★ Applications in file management, word processing, communications, etc.
- ★ Exclusive Alarm Clock feature
- ★ Battery recharges automatically

\$84⁰⁰

NEW BUFFERLINK

ADD-ON
 PRINTER BUFFER

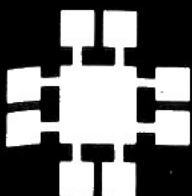
- ★ Saves Time — No more waiting for printed output
- ★ Connects easily to any parallel interface
- ★ Expandable from 16K to 64K

\$139⁰⁰ (16K)

VISIT OUR RETAIL STORE

HOURS: M-W-F, 9-5 T-Th., 9-9 Sat. 11-3

PLEASE USE YOUR CUSTOMER NUMBER WHEN ORDERING
 TERMS: For shipping include \$2 for UPS Ground or \$3 for UPS Blue Label Air. Items over 5 pounds require additional shipping charges. Foreign orders, include sufficient amount for shipping. There is a \$10 minimum order. Bay Area and Los Angeles Counties add 6 1/2% Sales Tax. Other California residents add 6% Sales Tax. We reserve the right to substitute manufacturer. Not responsible for typographical errors. Prices are subject to change without notice. We will match or beat any competitor's price provided it is not below our cost.



JDR Microdevices

1224 S. Bascom Ave. • San Jose, CA 95128
 (408) 995-5430 • Telex 171-110

© 1983 JDR MICRODEVICES, INC.



CALL OR WRITE TODAY

WE'VE CUT OUR PRICES EVEN LOWER
...to keep your Hardware on the "FAS-TRACK"

	Mfg List	Fastrack's
JUMP JET	\$ 29.95	\$ 19.95
COSMIC BALANCE	39.95	27.95
ZORK I	39.95	26.95
ZORK II	39.95	26.95
ZORK III	39.95	26.95
DEADLINE	49.95	33.95
STARCROSS	39.95	26.95
SUPENEDED	49.95	33.95
WIZARDRY	49.95	33.95
KNIGHT OF DIAMONDS	34.95	23.95
LEGACY OF LLYLGAMYN	39.95	26.95
CHOPLIFTER	34.95	23.95
ARCADE MACHINE	59.95	39.95
AE	34.95	23.95
BUG ATTACK	29.95	19.95
AZTEC ADVENTURE	39.95	26.95
CANYON CLIMBER	29.95	19.95
SARGON II	39.95	26.95
CASTLE WOLFENSTEIN	29.95	19.95
CAVERNS OF FREITAG	29.95	19.95
CANNONBALL BLITZ	39.95	26.95
ROBOT WAR	39.95	26.95
FLIP OUT	29.95	19.95
REPTON	39.95	26.95
GERMANY 1985	59.95	39.95
MINER 2049er	39.95	26.95
BANK STREET WRITER	69.95	46.95
KNOW YOUR APPLE IIE	24.95	16.95
ZOOM GRAPHIC	49.95	32.95
SUPER DISK COPY	30.00	19.95
SCREEN WRITER II	129.95	81.95
SENSIBLE SPELLER	125.00	78.95
DICTIONARY	99.95	64.95
PRONTO DOSS	29.50	19.95
DOSS BOSS	24.00	15.95
ALPHA PLOT	39.50	26.95
APPLE MECHANIC	29.50	19.95
VISICALC 3.3	250.00	164.95
MAGIC WINDOW II	149.00	94.95

Personal checks allow 2 weeks. We accept Visa & Master Card (send card no. & expiration date). Include \$2.00 for shipping. Ohio residents add 5 1/2% state sales tax. Prices reflect a cash discount only & are subject to change without notice. Please enclose your phone no. with your order.

FAS-TRACK
COMPUTER PRODUCTS
Box 456
Columbus, Ohio 43216
Phone Orders/24 Hours: (614) 863-1699
OR TOLL-FREE OUTSIDE OHIO
1-800-272-1600

Cider Vinegar

Apple-Aids Review, June

In the June issue the address of the manufacturer of Apple-Aids, Howard W. Sams and Co. Inc., was out-of-date. Their new address is 4300 W. 62nd Street, Indianapolis, IN 46268. The price of Apple-Aids was incorrectly listed as \$69.95. It is actually \$49.95.

According to Sams, a new version of Apple-Aids is now available free-of-charge to all Apple-Aids owners. This version corrects the shortcomings noted in the review in the Disk Copy and Edit Exec Files programs.

—the editors

Input Insult: Getting Around the Problem, May

Somebody goofed on the published listing of the No-Problem Apple Input routine in my Input Insult article in the May issue. It was the *old* version. Please include the following correct listing in your next issue. (See the Program Listing.)

Max McKee
Multi Data Service Corp.
407 Terrace St.
Ashland, OR 97520

New Products, June

In the June New Products section, it was stated that the Health-Aide nutrition and diet program contains 33 nutrient values for over 300 foods. It contains 33 nutrient values for over 800 foods.

—the editors

Indy, May

The text of my article, Indy, in the May *inCider* states that remark lines may be omitted. Because of an editorial error, it was not mentioned that unless appropriate changes in the GOTO/GOSUB line number references are made as well, the program won't

run, since remark lines are used as targets.

Earl Johnson
2781 Juanipero
Medford, OR 97501

Applesoft Adviser, May

Please make note of the following corrections *inCider* inadvertently omitted from the Appointment Calendar program in the May Applesoft Adviser column.

● Lines 550 to 630 should read as follows:

```
550 FOR MM = 1 TO F - 1
560   IF F = 1 THEN 590
570   M = MM
580   X = X + FN ND(X)
590 NEXT MM
600 X = X + FR(F)
610 X = INT (( X/7 - INT (X/7) + .05 ) * 7)
620 IF X = - 1 THEN X = 6
630 RETURN
```

● Line 990 should end with J = 8 rather than J = 9.

● Line 9150 should loop from 0 TO 8 rather than from 0 TO 9.

● Line 9595 should read: 9595 RUN

If you are still having trouble getting the program to work, look for the following situations:

● Check to be sure that you have not used the number 1 in place of the letter I, especially in lines 9110, 9120, 9320, 9330, and 9340.

● Check to be sure you have used the word OR in lines 61 and 62. There should be only one 0 in line 61 (at the end, the number 30), and only one in line 62 (M = 10 near the end). All the rest are OR's.


● Check to be sure, in line 9460, that there is a blank space after the words READ and WRITE, before the ending quotation mark.

Dan Bishop
Custom Comp
PO Box 429
Buena Vista, CO 81211

```
32 REM SV & SH MUST BE 1 OR MORE
34 HTAB SH: VTAB SV:IN$ = ""
38 FOR I = 1 TO ML: PRINT " "; NEXT I: HTAB SH: VTAB SV
32 H = LEN (IN$): V = SV + INT ((H + SH - 1) / 40): VTAB V: GET N$:OV = V - 1:OH = PEEK (36)
78 IF N$ = CHR$ (34) THEN N$ = CHR$ (98)
86 IF N$ = CHR$ (21) THEN HTAB SH + H + 1: VTAB PEEK (37) + (H + SH + 40): GOTO 98
3065 SV = 7:SH = 13
```

Program listing. No-Problem Apple Input correction.

Calendar



August 1-5
LOGON '83—Technology, Mythology and Literacy in the New Age
Montana State University, Bozeman
contact:
Michael Sexson
English Dept.
Montana State University
Bozeman, MT 59717
(406) 994-3768

August 13
Solar Design II: Computer-Aided Solar Design
Falmouth, Cape Cod, MA
contact:
Merryl Alber
New Alchemy Institute
237 Hatchville Road
East Falmouth, MA 02536
(617) 563-2655

August 22-26
The National Conference on Artificial Intelligence
Washington, DC
contact:
American Association for Artificial Intelligence
445 Burgess Drive
Menlo Park, CA 94025

August 30-September 2
Second International Conference on Databases
Cambridge, England
contact:
H. D. Rose
The British Computer Society
13 Mansfield St.
London W1M 0BP, England
phone: 01-6370471

September 12-13
3rd Annual DBS Conference
Washington, DC
contact:
Diane Pontisso

Phillips Publishing Inc.
7315 Wisconsin Ave.
Suite 1200N
Bethesda, MD 20814
(301) 986-0666

September 12-14
1983 IEEE International Conference on Computer-Aided Design
Santa Clara, CA
contact:
Dr. Wilham J. McCalla
Hewlett-Packard Co.
11000 Wolfe Road
Cupertino, CA 95014

September 14-16
EUROMICRO 1983 Symposium
Madrid, Spain
contact:
EUROMICRO
TH TWENTE
PO Box 217
Dept. INF room A312
7500 AE Enschede, The Netherlands
phone: (31) (53) 338799

September 19-23
9th World Computer Congress—IFIP '83
Paris, France
contact:
IFIP '83
4 et 6, Place de Valois
F-75001 Paris, France

September 22-25
1983 Computer Showcase Expo
New York, NY
contact:
Lynn Burdett
Interface Group Inc.
300 First Ave.
Needham, MA 02194
(617) 449-6600, ext. 288

October 3-6
8th Data Communications Symposium (8th DataComm)
Cape Cod, MA
contact:
DATACOMM
PO Box 639
Silver Spring, MD 20901
(301) 589-8142

October 14-15
3rd Annual Computer Conference for Educators
Ball State University,
Muncie, IN
contact:
Dave Flowers
1230 S. Clinton St.
Fort Wayne, IN 46802
(219) 425-7228

October 17-19
8th Conference on Local Computer Networks
Minneapolis, MN
contact:
Dr. Harvey Freeman
Architecture Technology Corp.
PO Box 24344
Minneapolis, MN 55424
(612) 935-2035


October 17-19
Symposium on Reliability in Distributed Software and Data Base Systems
Palo Alto, CA
contact:
Dr. M. Liu
Dept. of Computer Science
Ohio State University
2036 Neil Ave.
Columbus, OH 43210
(614) 860-7766

October 28-30
Applefest San Francisco
San Francisco, CA
contact:
Northeast Expositions
826 Boylston St.
Chestnut Hill, MA 02167
(617) 739-2000
(800) 343-2222

If you are organizing, or otherwise know of, an event important to Apple users, and would like it listed in the inCider Calendar, please drop us a line at Pine Street, Peterborough, NH 03458. Include the name of the event, the date, the location, and the name of a contact, for further information.

—the editors

New Software



Early Games Music

Counterpoint Software Inc., Suite 140, Shelard Plaza North, Minneapolis, MN 55426, offers Early Games Music, an educational program for the Apple II Plus and IIe designed for children ages four to twelve.

Early Games Music is an introduction to the basics of music. Children are encouraged to experiment; they can play their favorite tunes or make their own music using the top rows of keys on the computer. Children can learn to perform melodies by playing Simon Says with the Melody Tutor. Guido's Quiz introduces children to the notes of the treble and bass clef staves and the keys of the piano. Price is \$29.95. Reader Service number 443.

Printer Control

Pro/Pac Inc., 14925 Memorial Drive, Suite 105, Houston, TX 77079, offers a new dot matrix printer control program for Apple computers.

PCP (Printer Control Program) allows Apple users to set up their dot matrix printers to print bold face type, compressed characters and elongated characters. The program eliminates the need to enter strings of printer codes in order to change printing modes. The program is available for the Apple Dot Matrix Printer and the Ep-

son MX-80/100 printers. Price is \$24.95. Reader Service number 440.

Family Connection

Discovery Software, Box 68821, Indianapolis, IN 46268, offers The Family Connection, a genealogical program for the Apple.

The user may generate pedigree charts, family group sheets, record indices and many user-defined reports. Price is \$99.50. Reader Service number 441.

Caverns of Freitag

The Caverns of Freitag is an adventure game set on enchanted islands where a dragon brings ruin and destruction.

The caverns on the islands are the dragon's castles, and loyal monsters serve as the dragon's guards. To restore peace to the islands, the player must seek out and slay the dragon. The player is armed with a sword, shield and 12 arrows at the start of the game, and he/she must combat serpents, flamebats, electric moths, burbleborts and other frightful creatures. Price is \$29.95. Contact Muse Software, 347 N. Charles St., Baltimore, MD 21201. Reader Service number 448.

Jury Trial

Jury Trial is a courtroom drama game that pits the player's skill against the

tactics of a scheming opponent. By questioning witnesses to a crime and objecting when your opponent tries to get favorable testimony, the player compiles points. Price is \$29. Contact Navic Software, Box 14727, North Palm Beach, FL 33408. Reader Service number 445.

Sup'r Ledger

Sup'r Ledger is an accounting package that allows the Apple II and IIe to handle up to 200 separate accounts, 1400 transactions per time period and ten independent cost centers.

Sup'r Ledger generates seven reports: Working Trial Balance, Balance Sheet, Income Statement, General Ledger, Journals, Chart of Accounts and Budget Income Statement. Price is \$300. Contact M&R Enterprises, 910 George St., Santa Clara, CA 95050. Reader Service number 446.

Anatomy and Physiology

Biosource Software, 2105 South Franklin, Suite B, Kirksville, MO 63501, offers Skeletal Muscle Anatomy and Physiology, a program designed for high school and college courses.

The program features illustrated text, high-resolution graphics, five tutorials with separate glossaries, multiple-choice tests and assessment of exam scores. Price is \$49.95. Reader Service number 447.

Stock Portfolio

Smith Micro Software,

Box 604, Sunset Beach, CA 90742, offers Stock Portfolio System for the Apple III.

The System tracks an unlimited number of stock options or bonds and maintains cash accounts such as CDs, money market or bank accounts. Optional access to the Dow Jones Retrieval Service is also provided. The system also provides record keeping, accounting and investment timing control aids. Price is \$185. Reader Service number 444.

Crypto-Cube

Crypto-Cube, a word puzzle program, is a cube that rotates, each side exposing a grid similar to that found in a crossword puzzle. Players take turns uncovering letters to fill in the missing words.

Crypto-Cube encourages kids to expand their vocabulary as well as practice their spelling. They can also use the computer to create their own puzzles. Price is \$39.95. Contact DesignWare Inc., 185 Berry St., San Francisco, CA 94107. Reader Service number 449.

Commodipak

Great Divide Software, Inc., 7475 West 5th Ave., Suite 303, Lakewood, CO 80226, offers Commodipak, a tool for technical analysis of the commodity futures market.

Commodipak generates charts, scaled for maximum resolution with user-defined indices. The range of these charts can be from 3 to 265 days. It utilizes technical analysis, descrip-

KEYS TO SUCCESS

Whether you have a small retail company, manage a service agency or run a cattle ranch, you have to do something else well to build a business—*manage money.*

You've got to analyze cash flow, see trends and forecast profitability in a time and cost effective manner.

The right fit.

A computerized accounting system makes sense, but finding the right software is important. The "home checkbook" programs are easy to use but they don't have the advanced reporting capabilities you need. And many small businesses just don't need the complexity or the cost of the modular systems.

Practical Accountant is a single entry, small business accounting program that comes complete in one package. It's friendly enough to balance your checkbook, yet sophisticated enough to give you the kind of money management information you need for a successful business.

We could have called it "Accounting Made Easy".

Practical Accountant is designed around fundamental accounting procedures. Even if you don't know much about accounting it is an ideal program.

The manual explains basic accounting terminology and provides a comprehensive tutorial. It will take you step-by-step through the process of setting up a complete, single entry accounting system you can begin using right away.



It's quick to learn and convenient to use.

The program guides you with easy-to-use menus and provides on the screen prompting. "HELP" is never more than a keystroke away. It even does some of your work for you like organizing entries in date order even if you don't.

It's very flexible. You set it up to fit your business.

Practical Accountant allows you to set up your "Chart of Accounts" (income and expense categories) with up to 50 categories, 300 sub-categories and with 20 tax type definitions—all

defined by you. The manual shows you how to set up an accounting system for a small business, complete with samples.

Cash Flow Reporting—money management information.

Perhaps the most valuable feature of the program is the cash flow reporting capability. You can look at cash flow by category, by sub-category and by tax type to analyze profitability, tax consequences and general performance. All of your reports are professionally formatted and you have access to profitability information that leads to sound business management.

There is more to this success story.

If you would like to know more about Practical Accountant your dealer can give you a great demonstration and a brochure with a more complete story, or call Softlink TOLL FREE at 800 633-6300 (in CA 800 222-1244) and we will send you the brochure.

Practical Accountant

Single entry, small business accounting for the Apple IIe

\$149.95
suggested retail

SOFTLINK™

3255-2 Scott Blvd.
Santa Clara, CA 95051
408-988-8011

Practical Accountant is a trademark of Softlink Corporation
Apple is a registered trademark of Apple Computer, Inc.

IS YOUR LAB STILL IN THE MIDDLE AGES?



Your secretary types reports and revises project budgets on an Apple microcomputer. Why should you be stuck with the same pen and ink used by medieval alchemists? An ALIS automation system together with your Apple II can eliminate manual recording and setting of instruments. ALIS systems can work with pH meters, strain gauges, timers, positioners, microbalances, flow meters, BCD devices — in short almost ANY device which accepts or generates an analog or digital signal.

ALIS makes automation easy

Each ALIS system is complete with preassembled hardware, from Apple interface to cabling, terminal box and test switches — as easy to install as a printer. ALIS' interface software lets your Applesoft programs talk directly with the real world at up to 10,000 data points per second. You can display your results immediately or off-line with ALIS' modifiable hi-res graphing system. Each ALIS system is thoroughly documented with over 150 pages of readable manuals, including sample programs and application notes to assist in automating your lab.



ALIS automation systems are available NOW in the following configurations:

- **Precision Analog Input: ALIS/A12** **\$1517**
(16 channels, 0.024% Prec., 8 ranges, 100mV min)
- **Analog Input: ALIS/A08** **\$1149**
(16 channels, 0.39% Prec., 5 Volts Full Scale)
- **Analog Output: ALIS/AO** **\$841**
(2 channels, 0.39% Prec., 10 Volts Full Scale)
- **Digital Input/Output: ALIS/DIO** **\$1600**
(32 bi-directional channels, quad timers, interrupts)

Available soon: ALIS/MX256 — 256 channel analog input.

ALIS systems require a 48K APPLE, APPLESOFT, DOS 3.2/3
For detailed specifications and complete price schedule see your Apple dealer, or contact:

eco-tech, inc.

2990 Lake Lansing Rd. • P.O. Box 776 • East Lansing, MI 48823
(517) 337-9226

ALIS is a trademark of Eco-Tech, Inc.
APPLE & APPLESOFT are trademarks of Apple Computer, Inc.

New Software

tive statistics, differential calculus and filter theory in resolving a time series model into its component parts.

Charts include daily bar, point and figure, relative strength, absolute volatility, relative volatility, absolute range, relative range, directional index, linear regression and correlation coefficient. Price is \$395. Reader Service number 450.

Agricultural Management

The Crop/Livestock Profit Projector, an agricultural management program, can be used to project profit figures for enterprises based on expected production costs and possible market conditions. Twenty-four expenses per projection can be entered. Each disk projects profits on ten different enterprises such as corn production or pork production. Price is \$95. Contact Harris Technical Systems, 624 Peach St., Box 80837, Lincoln, NE 68501. Reader Service number 451.

Money Tool

Money Tool, a financial tracking and budgeting system, is organized as three separate but interactive operations. A transaction element permits entry of expenses and deposits. A summary report operation creates reports based on recorded transactions. And a budget element develops budgets for comparison against the summary reports as a measure of financial performance.

Transactions can be

posted in 60 categories. Budgeting and reporting can then be done on a weekly, biweekly, monthly, quarterly or annual basis. Contact Howard W. Sams & Company, 4300 West 62nd St., Box 7092, Indianapolis, IN 46206. Price is \$59.95. Reader Service number 453.

Quantitative Comparisons

Program Design Inc., 95 East Putnam Ave., Greenwich, CT 06830, offers Quantitative Comparisons, an educational game for the Apple II.

The program reviews the principles that form the basis of mathematics from beginning arithmetic through elementary algebra and plane geometry. The program is designed to help students prepare for the Scholastic Aptitude Test. Price is \$26.50. Reader Service number 454.

Loan Analyzer

Simple Soft Inc., 480 Eagle Drive, Suite 101, Elk Grove, IL 60007, offers QuikCalc Loan Analyzer, a program for loan and mortgage analysis.

Calculations show complete amortization schedules, effective interest rates, interest paid between dates, the impact of loan charges and the effects of an early loan termination. The program calculates unknown variables such as loan amount, loan term and loan payment. The Loan Analyzer works in conjunction with popular spreadsheet programs, including VisiCalc. Price is \$99.95. Reader Service number 455.

Apple 128K RAM Card Sale

Legend.....\$599*

Saturn.....\$599*

Alpha Byte...\$299**

*Manufacturers' suggested list price

Alpha Byte's new 128K card for the Apple II, Apple II+, and Apple IIe is now available at this special low price — compare! It comes fully-populated with 128K bytes of RAM and can be configured to execute any software written to run with Saturn Systems' or Legend Industries' 128K RAM cards. Visicalc™ expansion and disk emulation software are standard and the board comes with a full 2 year no hassle warranty.

**Alpha
Byte**
**COMPUTER
PRODUCTS**

31245 LA BAYA DRIVE
WESTLAKE VILLAGE, CA 91362

**To order or for
information call**

**In Chicago:
(312) 454-1236**

**In New York:
(212) 509-1923**

**In Los Angeles:
(213) 706-0333**

**In Dallas:
(214) 744-4251**

**By Modem:
(213) 991-1604**

We accept VISA, MasterCard or C.O.D. (add \$3 for C.O.D.). Add a \$3 shipping charge to prepaid orders; actual shipping charges will be added to non-prepays. California residents, add appropriate sales tax.

Apple[®]-Cat[™] II

for the Apple II, Apple II Plus, and Apple IIe



```
UPPER-CASE  REMOTE-ECHO
AS03/81N  MEM OFF LEN 00000 FREE 17502
-----
NOVATION  COM-WARE II (103/212/202)
REVISION 5.0 - DOS 3.3
-----
(P) PICK UP PHONE      (H) HANG UP
(A) AUTO-DIAL          (T) 103/212/202
(C) TERMINAL CHAT MODE (Z) PRINT OFF
(M) TERMINAL MEMORY MODE
(U) UNATTENDED ANSWER MODE
(F) HI-SPEED COM-WARE II TRANSFER
(I) TOGGLE ECHO (REMOTE/LOCAL)
(L) LOAD MEMORY FROM DISK
(S) SAVE MEMORY TO DISK (G) SPEAKER OFF
(X) SEND MEMORY
(B) PRINT MEMORY      (J) VIEW MEMORY
(K) KEYBOARD TO MEMORY
(R) RE-CONFIGURE CHARACTERISTICS
(D) DOS COMMAND      (O) CLEAR MEM
(G) QUIT PROGRAM     (V) VERIFY MEM

COMMAND
```

notion of what it's like to work with the best, most accurate, most convenient personal communication system designed for your Apple.

It makes all of the moves you need to work with another computer, swap programs, access data, whatever.

And it's simple to operate. Just follow the menu. No programming, no fussing. It's all there.

New — telephone directory.

Our engineers have done it again. They've expanded our Com-Ware. Now included: a time-saving directory of 26 telephone numbers with terminal configurations all selected and stored for auto dialing. Handy.

And some nice extras. Print-out during communication, a non-destructive memory mode, a changeable "welcome" message for automatic answer. There's more.

If you have an Apple-Cat II and our earlier Com-Ware (4.4 or earlier), you should really have the new one (5.0). As always, it's free.

The Cat system lets you slip something into your Apple II no other modem offers—a complete range of speeds from 110, 300 and 202 half-duplex—to full duplex 212.

Either way, you have state-of-the-art LSI technology. And it means you can start right off with the most advanced system available. Or you can trim your investment, yet always have the option to move up at any step with absolutely no compromises in quality.

Com-Ware[™] software is part of the package.

Five minutes after you've booted up the Novation Com-Ware you'll have a good

It's the modem/communication system you grow into, not out of.



Just send us your old diskette and we'll send you the new one.

It can make all the moves you want.

Start with 110, 300, 202 half-duplex. Or—add 212 full duplex and move data four times faster with accurate, block by block verification. / Automatically send and receive anytime—including the middle of the night when line charges are lowest. / Use 80 or 40 column format. / Set for local or remote echo. And more.

Another reason to move right now.

We've added something extra to help you grow a communication system.

Packed in with every Apple-Cat II is a list of options. You get your choice of any one—and save as much as \$40.

They're at your dealer. No waiting. Your dealer has them on his shelf.



Easy installation.
In less than 10 minutes,
you're talking to the world.

He also has the literature that gives you all the answers to all your questions.
See him now.

More features than any other modem.

- Full range of communication baud rates—up to 1200 (Bell System 100, 202 or 212 series compatible) • Full or half duplex operation • Complete Com-Ware system on a single diskette. Also, wide assortment of excellent software available from other sources • All automatic functions—auto dial (pulse or Touch Tone), redial, auto answer and disconnect
- It's a telephone with speaker monitor—switch between data and voice. For regular use, it's a handy intelligent phone with auto-dial • Touch Tone receiver • Built-in BSR X-10 Controller • Remote control for external cassette tape recorder
- Works with other Apple parallel or serial printer interface cards • Constant status display on screen • Binary or text modes • Single card installation for Apple Cat II and an additional card for the 212 upgrade • FCC certified built-in phone line interface (PLI) Module
- New full Duplex 212 option.

Novation



Novation, Inc.
20409 Prairie Street
Chatsworth, CA 91311

(800) 423-5419 • In California: (213) 996-5060

Apple is a registered trademark of Apple Computer, Inc. BSR is a trademark of BSR Corp. CAT is a trademark of Novation, Inc., which does not manufacture Apple computers.

Circle 272 on Reader Service card.

CAT is a trademark of Novation, Inc., which does not manufacture Apple computers.

New Products

edited by Tom Woods



CE Software's Personal Work Station.

Personal Work Station

CE Software, 801-73rd St., Des Moines, IA 50312, offers the Personal Work Station that features a built-in file cabinet, key-lock storage area and a fold-away surface. The work station is made of heavy gauge steel with a baked enamel finish. It takes up 4.75 square feet of floor space. Price is \$99.95. Reader Service number 460.

Dot Matrix Printers

High-speed and color models of its 8510A and 1550A serial dot matrix printers have been introduced by C. Itoh Electronics Inc., 5301 Beethoven St., Los Angeles, CA 90066.


The new 8510SC and 1550SC serial dot matrix printers feature two printing speeds of 120 and 180 cps, and a three-color rib-

bon that provides users with a seven-color printing palette. At 120 cps, throughput speed of the 8510SC and 1550SC is 63 lpm; and at 180 cps, throughput is increased to 90 lpm on the 8510SC and 45+ lpm on the 1550SC. Price is \$925 for the 8510SC and \$1325 for the 1550SC. Reader Service number 461.

Amdisk-1

Amdek Corporation, 2201 Lively Blvd., Elk Grove Village, IL 60007, offers the Amdisk-1, a 3-inch floppy disk drive system with up to 286K bytes of formatted storage capacity.

The recording format, data transfer rate and disk rotation speed are compatible with Apple II standard 5¼-inch drives. The 3-inch floppy disk cartridges fea-



The PKASO printer interface from Interactive Structures.

ture a hard plastic case, hinged cover and a write protect mechanism. Price is \$299. Reader Service number 462.

PKASO

Built-in text and graphics features can be added to an Apple III computer and a dot matrix printer with the PKASO interface card from Interactive Structures Inc.,

146 Montgomery Ave., Bala Cynwyd, PA 19004.

Features include a Superfont system that gives the printer new characters and symbols and software that creates custom printing symbols. Price is \$195. Reader Service number 463.

The PP Center

Computer Accessory Products Company, 125



The PP Center from Computer Accessory Products Company.

Disk Storage Needn't Double The Cost Of Your Apple III*™



Expanding disk storage on your Apple III*™ can be an expensive proposition.

But Micro-Sci has a better proposition for you, because our disk drives for the Apple III give you greater capacity and performance for every dollar spent.

And no compatibility problems. The A3 is a direct replacement for Disk III drives, and the 70-track A73 and 140-track A143 are supplied with a driver that is easily added to the SOS driver module, affording extra storage and fast seek rates for all of the programs that run under that operating system.

All three are the same 5¼" size as your built-in drive and use the same diskettes.

They also use your Apple III's controller and



power, saving an expansion slot and no AC power cord. And they can be mixed in any combination on the daisy-chain. At 572 KBytes, the A143 makes a truly viable backup device for the ProFile Hard Disk.

At 286 KBytes, the A73 gives you a lot more capacity than a Disk III drive.

The A3 offers identical capacity — and is an excellent choice for second drive compatibility in the Apple II emulation mode.

So see your Micro-Sci dealer today. He'll show you how to up your Apple III's performance the affordable way.

*Registered Trademark of Apple Computers, Cupertino, California.


μ-SCI

MICRO-SCI

Micro-Sci is a Division of Standun Controls, Inc.

2158 SOUTH HATHAWAY STREET • SANTA ANA, CALIFORNIA 92705 • 714/662-2801 • TELEX: 910-346-6739
International Dealer Inquiries IMC International Markets Corp. Telephone: 714/730-0963 • TELEX: 277782-ROBY UR

Circle 371 on Reader Service card.



The PC Weighmate converts your Apple II into an electronic postal, shipping and counting scale.

Corinthian Walk, Long Beach, CA 90803, offers the Personal/Portable Computer Center.

The unit features tilt shelves for both video monitor and printer, single switch system operation and full box paper storage. Price is \$395. Reader Service number 466.

Weighmate

Micro General Corporation, 1929 SE Main St., Irvine, CA 92714, offers the PC Weighmate microcomputer scale system for the Apple II.

PC Weighmate converts the Apple II into an electronic postal, shipping and counting scale for business and office use. It consists of a 25-pound scale platform capable of weighing down to 1/32 of an ounce and a floppy disk that contains the menu-driven software, rate tables, and zone charts for all classes of USPS domestic and international mail, United Parcel Service and Federal Express.

A letter or parcel is placed

on the scale platform and the correct rates are displayed for any service class and zip code. Other features include the Rate Shopper, which tells the best way to send a given package; the Counting Scale that is used for rapid counting of parts, inventory and literature; and the Transaction Summary that gives an accounting of daily postage and shipping costs. Price is \$695. Reader Service number 469.

KeyTran

Price Performance Products Inc., 1928 N. Kenmore Ave., Chicago, IL 60614, offers KeyTran, a hardware device that updates the capability of the Apple II/II Plus keyboard.

KeyTran electronically alters the layout of the Apple keyboard to provide a 10-key numeric keypad with special function keys for VisiCalc users. It provides three alternative keyboard layouts for numeric data entry and text entry for word processing applica-

tions. Price is \$89.95. Reader Service number 465.

PCPI 88Card

Personal Computer Products Inc., 16776 Bernardo Center Drive, San Diego, CA 92128, offers a new co-processing board, the PCPI 88Card.

The 88Card is compatible with the Apple II, II Plus and IIe and comes with 64K of memory. With the 88Card, software developers can use Apple computers to write application software under MS-DOS for the IBM PC. Price is \$595. Reader Service number 467.

Bar Code Reader

The Model 232 Bar Code Reader is a hand held unit that reads bar codes and transmits them into a computer via the RS-232 port. The Bar Code Reader is a compact unit with a wand for scanning a bar code on labels and a microprocessor that translates the bar code into digital data.

Applications include shipping and receiving, inventory control, production control and pricing. Price is \$595. Contact Digitronics Division of Comtec Information Systems Inc., 53

John St., Cumberland, RI 02864. Reader Service number 468.

Analog Input System


The ALIS/A12 Analog Input System simplifies laboratory and industrial automation with the Apple II. Over fifty Basic commands operate at up to 10,000 data points per second.

Tutorial documentation, model programs and on-line graphing capability ease application setup. The ALIS/A12 provides 16 channels of 12-bit analog input with ranges down to 1000mv. Price is \$1517. Contact Eco-Tech Inc., 2990 Lake Lansing Road, East Lansing, MI 48823. Reader Service number 470.

DS220 Printer

The DS220 multimode printer produces business reports at 220 characters per second and can also print business correspondence in the near-letter quality mode at 40 characters per second. The DS220's high-resolution graphics capability produces business charts and graphs.

With the operator control panel, the user can configure up to 42 pro-



The ALIS/A12 Analog Input System from Eco-Tech.

the ACCESS UNLIMITED MICRO SHOPPING CENTER

"PERCOM" HARD DISK DRIVES FOR "APPLE II"

• Works with existing floppy drives • Plug-in Adaptability • Initial Unit Contains Smart Controller, Allowing Add-Ons • "PERCOM" QUALITY • "PERCOM" PERFORMANCE • ACCESS UNLIMITED PRICE...
5 to 20 Megabyte Units Available
Prices Begin at **\$1600.00**

SPECIAL OF THE MONTH:

NEW "Star Gemini" Printer

Dot Matrix With Graphics, 100 CPS
Model 10 — Reg. Retail \$499.00 Parallel — Sale **\$ 369.90**
Reg. Retail \$599.00 Serial — Sale **\$ 459.90**
Model 15 — Reg. Retail \$699.00 Parallel — Sale **\$ 525.00**
Reg. Retail \$799.00 Serial — Sale **\$ 615.00**

"C-Itoh F10 Starwriter" Printer

Uses "Diablo" Printwheels & Ribbons, 40 CPS — Limited Quantities
Forms Tractor
Only **\$1595.00**
Sale **\$ 199.95**

"BROTHER" HR1 DAISYWHEEL PRINTER

Affordable/Letter Quality/17 CPS — Limited Quantities
Serial — New Low Price **\$799.00**
Parallel — New Low Price **\$745.00**

"MICROLINE OKIDATA" DOT MATRIX PRINTERS

Microline 80 (80 CPS/80 Col.) **\$ 349.00**
Microline 82A (120 CPS/80 Col.) **\$ 499.95**
Microline 83A (120 CPS/136 Col.) **\$ 799.00**
Microline 92 (160 CPS/80 Col.) **\$ 659.00**
Microline 93 (160 CPS/136 Col.) **\$1200.00**
Microline 84 (200 CPS/136 Col.) Parallel **\$1295.00**
Serial **\$1395.00**
Pacemark 2350 (350 CPS/136 Col.) Parallel **\$2659.00**
Serial **\$2800.00**
Pacemark 2410 (350 CPS/136 Col.) Parallel **\$2959.00**
Serial **\$3100.00**

NEW! "TRANSTAR 140" DAISY WHEEL PRINTER

• 40 CPS • "Diablo" Compatible Printwheel and Ribbon • Serial RS 232C Interface • 256 Byte Buffer
Your Price **\$1695.00**

"PRISM" COLOR IMPACT" MATRIX PRINTER

Prints in For Basic Mixable Colors! (A Rainbow Of Colors)
• Prism 132" with Sheetfeed • Graphics • Sprint Color • 3400 Byte Buffer
Only **\$1995.00**
Apple To Prism Parallel Cable **\$ 49.00**

"GRAPHITTI" GRAPHICS/PARALLEL PRINTER INTERFACE

\$ 112.50

"VERSAbOX" SPOOLER/BUFFER

With Optional Real Time Clock Interface Display
Your Price **\$ 224.00**

"VERSAcARD"

Four Cards On One + Two New Options
Your Price **\$ 179.00**

"OK12" APPLE PRINTER INTERFACE BOARD

Connects Your Apple II To "Okidata" Or "Star Gemini" Printers
Your Price **\$ 94.95**

"EXPANDA-A-RAM"

16K To 128K Expandable RAM Card
16K **\$ 202.50**
32K **\$ 224.00**
64K **\$ 337.50**
128K **\$ 445.50**

HOT OFF THE PRESSES:

INSIDE PERSONAL COMPUTER DISK STORAGE SYSTEMS THE Necessary Basic Book, NEW From "Percom" — Only **\$5.95**

"Perfect Data" Head Cleaning Kit — Only **\$19.95**

"MICRO-SCI" FLOPPY DISK DRIVES FOR APPLE II & III

NOW AVAILABLE

Model A2 For Apple II Direct Replacement For Apple Disk II (256 Bytes — 35 Tracks) Only **\$ 300.00**
Model A3 For Apple II (143 Bytes — 35 Tracks) Only **\$ 360.00**
Controllers Your Price — Only **\$ 95.00**
Other Models Available — Call For Prices!

MEDIA FOR LESS

"SENTINAL" complete with hub rings & one year limited warranty.
Single sided/Single density 5 1/4" **\$18.70** bx of 10
Single sided/Double density 5 1/4" **\$20.70** bx of 10
Double sided/Double density 5 1/4" **\$27.80** bx of 10
Single sided/Double density 8" **\$29.70** bx of 10
Double sided/Double density 8" **\$38.70** bx of 10

BUY DISKETTES IN BULK AND SAVE \$\$\$\$ by the case only -

Single sided/Single density 5 1/4" **\$179.00** case of 100
Single sided/Double density 5 1/4" **\$190.00** case of 100
Double sided/Double density 5 1/4" **\$225.00** case of 100
Single sided/Double density 8" **\$280.00** case of 100
Double sided/Double density 8" **\$340.00** case of 100

"BAS" 5 1/4" Single Sided/Double Density
Lifetime Limited Warranty. Reg. \$44.95 Now **\$24.90** bx of 10
5 1/4" Double Sided/Double Density — Now **\$34.95** bx of 10

*** Reg. Trademarks • Limited Time Offer/Limited Quantities • Prices subject to change without notice • Prices do not include state taxes



Order by phone or by mail. We accept Visa, MasterCard, cashier's checks, certified checks, and money orders. With personal checks, allow additional time for bank clearance. Your bankcard will not be charged until your order is shipped. On orders over \$1,000, we pay freight (surface only) and insurance; please add \$3.00 shipping and handling under 50 lbs. Over 50 lbs., add \$5.00 for orders under \$1,000.00. Texas residents add 5% sales tax. Allow 2 to 4 weeks for delivery.

Please send me a FREE catalog. I'm not ready to order at this time.

Name _____
Company Name _____
Address _____
City _____ State _____ Zip _____
Phone Number (____) _____

Quantity	Item	Unit Price	Subtotal

Check one: State Sales Tax (Texas residents only)
 payment enclosed handling charge
 Visa MasterCard* Total

*If Master Card, numbers above name: _____ Expiration Date: _____ - _____

Authorized signature, if charged _____

ACCESS UNLIMITED

DEPT. K4/401 N. Central Expwy./Richardson, Texas 75080
Tel. 1-800/527-3475 214/340-5366
214/690-0207 — Sat. and Evenings Only

New Products



Rixon's R212A Intelligent Modem features an integral automatic dialer.

grammable features for forms control, communications and print characteristics. These values, which can also be set via the data stream, are stored in non-volatile memory, eliminating the need to reconfigure after power-down. Price is \$1995. Contact Datasouth Computer Corporation, Box 240947, Charlotte, NC 28224. Reader Service number 471.

Rixon Modem

The R212A Intelligent Modem is an LSI data modem that features an integral automatic dialer. It operates full duplex asynchronously at speeds up to 300 bps and synchronously or character asynchronously at 1200 bps over ordinary telephone lines.

A standard 500 pulse or tone dial telephone can be used if manual call origination or answering is desired. No special cables are required.

A six-pin modular cable is furnished with the modem for the telephone line connection. The modem operates with DTEs that have EIA RS-232-C interfaces. Price is \$495. Contact Rixon, 2120 Industrial Park-

way, Silver Spring, MD 20904. Reader Service number 474.

Dual Disk Drive

A dual floppy disk drive that is compatible with Apple computers is offered by Comrex International Inc., 3701 Skypark Drive, Torrance, CA 90505.

The CR-1000 ComDrive replaces two standard Ap-

ple floppy drives of 143K capacity and occupies half the space. Seek time is 40 milliseconds. Track density is 48 tracks per inch in a single-sided, single-density format. Price is \$599. Reader Service number 475.

Accelerator II

Many software programs will run 3.6 times faster than normal with the Ac-

celerator II board from Saturn Systems, Box 8050, Ann Arbor, MI 48107.

The Accelerator II works by adding a 6502 subsystem to an Apple II/II Plus. The Apple's 6502 and memory handle the video display, and the Accelerator's processor subsystem takes over calculations. Price is \$599. Reader Service number 472.

Interface Card

TSK Electronics Corporation, 18005 Cortney Court, City of Industry, CA 91748, offers a new 410-64 interface card to be used with the Apple IIe.

Features of the 410-64 include a 64K RAM memory, 80 column and RGB interface. It also has five video modes including high density display. Price is \$349.95. Reader Service number 473.



The CR-1000 ComDrive dual disk drive from Comrex International Inc.

Circle 38 on Reader Service card.

A unique strategy
adventure



The
Bilestoad
is the only thing
worth living... **er dying for!**

Half Reality... All Nightmare

From the amazing mind of author Mangrove Earthshoe comes... A barbaric game of skill set in future time. **THE BILESTOAD!** Here, in an oppressive future, there is only one glory, honor and worthy achievement. When you enter **THE BILESTOAD** you are equipped as a gladiator of the past. Using sheer force, you battle your way from island to island, against another human opponent or computer guided robot. You make use of the hi-tech devices within the nightmarish Bilestoad to fight a game of tactics and strategy covering 39 levels and 44 battlegrounds... to finally achieve Master status!

Caution: **THE BILESTOAD** contains explicit violence and bloodletting and may not be suitable for the young or impressionable. \$39.95



DATAMOST

Available now at your computer store, or
8943 Fullbright Ave., CA 91311-2750
(213) 709-1202

VISA/MASTERCARD accepted. \$2.00 shipping/
handling
(California residents add 6 1/2% sales tax.)
*Apple II is a trademark of Apple Computer, Inc.
Copyright, 1983 Datamost Inc.



TRUNKS FOR THE MEMORIES.



Introducing the most logical place to store Elephant Memory Systems® (or lesser brands of disks): The Trunk.

With its alphabetized library index, you can file or retrieve up to 60 disks, instantly.

The Trunk is made of durable molded plastic with a hinged, one-piece lid, to keep disks safe from dust, dirt, and other detriments which disks despise.

And, it's portable. Because the lid doubles as a carrying handle so your Elephant Memory Systems® disks can go anywhere you do.

There's a model for 5¼" and 8" floppies, as well as a cassette-and-game file and a special Atari® version.

So if you're looking for the best disk storage system on the market...

The Trunk is an open-and-shut case.

THE TRUNK. ENDORSED BY ELEPHANTS.

Elephant Memory Systems® Disks

A full line of top-quality floppies, in virtually every 5¼" and 8" model, for compatibility with virtually every computer on the market. Guaranteed to meet or exceed every industry standard, certified 100% error-free and problem-free, and to maintain its quality for at least 12 million passes (or over a life-time of heavy-duty use).

Marketed exclusively by Leading Edge Products, Information Systems and Supplies Division, 55 Providence Highway, Norwood, MA 02062.
Dealers: Call toll-free 1-800-343-8413; or in Massachusetts, call collect (617) 769-8150