









ROBOT ASSEMBLY LAB COMMANDS CARD

LABORATORY LEGEND

 MOVES A PART TO THE LEFT
 

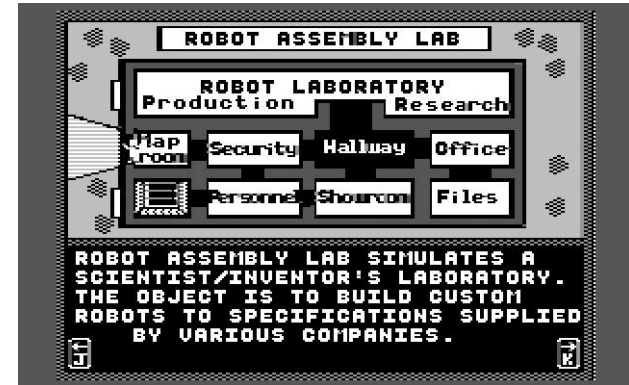
 MOVES A PART TO THE RIGHT
 

 MOVES A PART OR CURSOR BAR UP
 

 MOVES A PART OR CURSOR BAR DOWN
 

RETURN
 SELECTS A PART FROM THE MENU

ESCAPE
 EXIT TO MAIN PARTS LIST OR EXIT LAB



MENU/ GRAPHIC	PART DESCRIPP- TION	ADD PART	LEFT RIGHT FLIP	UP DOWN FLIP	CHANGE SIZE	ROTATE PART	MOVE SLOW	MOVE FAST	DELETE PART	MEMORY BANK	
(1)	(2)	(3)	(4)	(5)	(6)	(7)	(8)	(9)	(0)	(-)	(=)